



Club Health Assessment for District 324 A through April 2025

			Status	Membership							Reports					Finance	LCIF	
Club Number	Club Name	Charter Date		Current Member Count	YTD Members Added	YTD Members Dropped	YTD Net Growth	YTD Net Growth%	Member Count 12 Months Ago	Avg. length of service for dropped members	Months Since Last MMR ***	Yrs. Since Last Officer Report	President Rotation	Vice President Reported ****	Months Since Last Activity Report ***	Account Balance	Donations for current Fiscal Year	
			Number of times on status quo within last two years	If below 15 members appears					If net loss is greater than 20% appears			If no report in 3 months appears in	When more than one year appears in	Number of repeat terms	Notes the officers that do not have appears in an active	If no report at 12 months red		
Clubs less than two years old																		
181116	Aruppukottai Royal	02/27/2025	Newly Chartered	24	24	0	24	100.00%	0		0				M,VP,SC	0		
154662	Devipattinam Passion	06/12/2023	Cancelled(8*)	0	0	64	-64	-100.00%	18	0	4		None		P,S,T,M,VP SC	13	90+ Days	
180627	Kariapatti Jasmine	01/31/2025	Newly Chartered	30	31	1	30	100.00%	0	0	0			N		0		
172381	KARIAPATTI PERFECT	06/26/2024	Active	25	12	7	5	25.00%	0	1	2		2		M,VP,SC	6		
178610	Karivalamvanthanallur	09/13/2024	Active	20	20	0	20	100.00%	0		7				T,M,VP,SC	N/A		
171568	Karungal Kings	05/10/2024	Active(1)	18	1	13	-12	-40.00%	0	0	0		2		M,VP,SC	N/R		
154335	Karungal Passion	05/08/2023	Active	16	0	2	-2	-11.11%	21	2	4			N	S,VP	N/R		
180820	KORAMPALLAM	02/11/2025	Newly Chartered	21	21	0	21	100.00%	0		2				M,VP,SC	N/A		
181577	Kovilpatti Prakasham	03/27/2025	Newly Chartered	20	20	0	20	100.00%	0		1				M,VP,SC	N/R		
154356	Meenakshiyapuram Amman Passion Exc Award (06/30/2024)	05/19/2023	Active	17	0	9	-9	-34.62%	25	2	0				M,VP,SC	6		
178150	Mudukulathur Prakasham	08/28/2024	Active	20	20	0	20	100.00%	0		8				T,M,VP,SC	7		
177324	Nagercoil City Crown	08/14/2024	Active	17	20	3	17	100.00%	0	0	4				M,VP,SC	6		
177505	Pandalkudi Prakasham	08/12/2024	Active	20	20	0	20	100.00%	0		8				T,M,VP,SC	7		
172973	PARAMAKUDI COTTON CITY	07/05/2024	Active	26	26	0	26	100.00%	0		2			N	T,M,VP,SC	3		\$420.00
157424	Pootteti Perfect Treasure Village	02/19/2024	Active	20	0	0	0	0.00%	20		2		2	N	M,VP,SC	N/R		
155957	Rajapalayam Perfect Kings	09/08/2023	Active	58	7	6	1	1.75%	59	1	4			N	M,SC	3		
154616	Ramanathapuram Achievers Passion	06/02/2023	Active(1)	13	2	0	2	18.18%	20		0			N	T,SC	16		
181581	Ramanathapuram Friends	03/28/2025	Newly Chartered	20	20	0	20	100.00%	0		1				M,VP,SC	N/R		
181324	Ramanathapuram Melvin	03/10/2025	Newly Chartered	20	20	0	20	100.00%	0		1				M,VP,SC	N/A		
174211	Rameswaram Prakasham	07/09/2024	Active(1)	6	21	15	6	100.00%	0	0	0				M,VP,SC	6		



Club Health Assessment for District 324 A through April 2025

			Status	Membership						Reports					Finance		LCIF
Club Number	Club Name	Charter Date		Current Member Count	YTD Members Added	YTD Members Dropped	YTD Net Growth	YTD Net Growth%	Member Count 12 Months Ago	Avg. length of service for dropped members	Months Since Last MMR ***	Yrs. Since Last Officer Report	President Rotation	Vice President Reported ****	Months Since Last Activity Report ***	Account Balance	Donations for current Fiscal Year
			Number of times on status quo within last two years	If below 15 members appears				If net loss is greater than 20% appears			If no report in 3 months appears in	When more than one year appears in	Number of repeat terms	Notes the officers that do not have an active	If no report at 12 months appears in red		
174729	Sankarankovil Ambal	07/11/2024	Active	20	20	0	20	100.00%	0		9			M,VP,SC	6	90+ Days	\$17.97
178601	Sankarankovil Prakasham	09/13/2024	Active	20	20	0	20	100.00%	0		7			T,M,VP,SC	N/A		
155831	Sivakasi Perfect Kings	09/08/2023	Cancelled(8*)	0	0	31	-31	-100.00%	34	1	10	1	None	P,S,T,M,VP SC	19		
181299	Thingal Nagar Victory	03/10/2025	Newly Chartered	20	20	0	20	100.00%	0		0		N	VP,SC	N/A		
172097	Tirunelveli Perfect Challengers	06/12/2024	Active	18	1	4	-3	-14.29%	0	1	0		2	M,VP,SC	7		
155328	Tirunelveli Perfect Gold	07/28/2023	Active	24	0	0	0	0.00%	24		0			R	S,T,SC	6	
180343	Tirunelveli Prakasham	01/13/2025	Active	26	26	0	26	100.00%	0		0				T,M,VP,SC	N/A	
155330	Tuticorin Kings	07/21/2023	Active	67	39	4	35	109.38%	38	1	1			N		5	
155078	Tuticorin Korkai Perfect	07/11/2023	Active	18	0	5	-5	-21.74%	22	1	1				M,VP,SC	16	
155370	Vadakkankulam Perfect	07/28/2023	Active	16	1	1	0	0.00%	16	1	1				M,VP,SC	6	
181323	Vallioor Gold	03/10/2025	Newly Chartered	20	20	0	20	100.00%	0		1			N	M,VP,SC	N/R	
154829	Vembakottai Passion	06/20/2023	Cancelled(8*)	0	0	23	-23	-100.00%	23	2	1		None		P,S,T,M,VP SC	N/R	90+ Days
155331	Virudhunagar Perfect Kings	07/24/2023	Active(1)	26	0	0	0	0.00%	26		8		2		S,M,VP,SC	9	\$1,018.27
Clubs more than two years old																	
109036	AKSHAYA CHATRAPATTI	08/06/2010	Active	64	4	3	1	1.59%	69	4	1			N	M,VP	1	\$1,018.27
	Exc Award (06/30/2020, 06/30/2023)																
43948	ALANGULAM	05/31/1984	Active	64	0	0	0	0.00%	59		10			N	P,S,T,M,VP SC	6	
	Exc Award (06/30/2017, 06/30/2020, 06/30/2023)																
139221	Alangulam Pearl City	07/26/2019	Active	24	0	0	0	0.00%	24		2				T,M,VP,SC	6	\$17.97
	Exc Award (06/30/2023)																
31833	AMBASAMUDRAM	03/05/1976	Active	44	3	0	3	7.32%	50		0			N	T,SC	4	
	Exc Award (06/30/2020, 06/30/2023)																
55851	ANJUGRAMAM	06/20/1994	Active	44	0	0	0	0.00%	46		2			R	T,M,SC	14	
	Exc Award (06/30/2017, 06/30/2021)																
55271	ARALVAIMOZHY	02/01/1994	Active	16	2	3	-1	-5.88%	18	14	4			R	P,VP	3	
	Exc Award (06/30/2023)																



Club Health Assessment for District 324 A through April 2025

			Status	Membership							Reports					Finance		LCIF
Club Number	Club Name	Charter Date		Current Member Count	YTD Members Added	YTD Members Dropped	YTD Net Growth	YTD Net Growth%	Member Count 12 Months Ago	Avg. length of service for dropped members	Months Since Last MMR ***	Yrs. Since Last Officer Report	President Rotation	Vice President Reported ****	Months Since Last Activity Report ***	Account Balance	Donations for current Fiscal Year	
			Number of times on status quo within last two years	If below 15 members appears					If net loss is greater than 20% appears		If no report in 3 months appears in	When more than one year appears in	Number of repeat terms	Notes the officers that do not have an active	If no report at 12 months appears in red			
50398	ARUMANAI	04/03/1990	Active(2)	15	2	0	2	15.38%	13		1			R	SC	3		
64175	ARUMUGANERI	04/18/2001	Active	46	3	1	2	4.55%	44	3	3			R	T,VP,SC	3		\$838.58
Exc Award (06/30/2017, 06/30/2020, 06/30/2023)																		
26466	ARUPPUKOTTAI	01/24/1974	Active(1)	46	25	15	10	27.78%	37	5	2			N	S,T,M,SC	3		\$2,072.48
Exc Award (06/30/2020, 06/30/2023)																		
104663	AZHAGAPPAPURAM	02/10/2009	Active	23	2	0	2	9.52%	21		8				P,S,M,VP,SC	8		
Exc Award (06/30/2019)																		
51317	BHOOTHAPANDI-THITTUVIAL AI	02/13/1991	Active(1)	23	0	0	0	0.00%	24		11			R	P,T	24+		
Exc Award (06/30/2023)																		
111071	CHERANMAHADEVI TOWN	05/13/2011	Active(1)	23	0	1	-1	-4.17%	32	12	0		2	N	M	1		
Exc Award (06/30/2020, 06/30/2022, 06/30/2023)																		
121763	Colachel Port City	04/03/2014	Active(2)	22	24	30	-6	-21.43%	28	8	1				M,VP,SC	24+		
Exc Award (06/30/2020, 06/30/2023)																		
140234	Courtallam Aruvikal Nagar Pearls	11/29/2019	Active	17	0	0	0	0.00%	17		10		2	R	S,M,VP,SC	6		
140556	Courtallam Pearl City	12/19/2019	Active	25	2	0	2	8.70%	26		3			N	P,S,M,VP,SC	23		
Exc Award (06/30/2023)																		
97035	COURTALLAM VICTORY	04/27/2006	Active	42	3	0	3	7.69%	39		1			N		0		\$1,072.18
Exc Award (06/30/2017, 06/30/2020, 06/30/2023)																		
63147	EATHAMZHY CENTRAL	05/05/2000	Active(1)	11	4	11	-7	-38.89%	18	12	0		None		P,T,VP,SC	0		
Exc Award (06/30/2017, 06/30/2020)																		
54483	ELAYIRAMPANNAI	05/17/1993	Active(1)	35	3	3	0	0.00%	36	1	1			R	S,M,VP,SC	1		
Exc Award (06/30/2017, 06/30/2020, 06/30/2023)																		
109378	ERAL TOWN	09/29/2010	Active(1)	16	16	0	16	100.00%	0		0		2	R	S,T,M,SC	24+		
Exc Award (06/30/2020, 06/30/2023)																		
104911	KADAYAM BHARATHY	03/06/2009	Active(1)	17	2	0	2	13.33%	16		0			R		0		
Exc Award (06/30/2020, 06/30/2023)																		
57066	KADAYANALLUR	06/13/1995	Active	37	0	0	0	0.00%	37		9			R	T,M,VP	0		
Exc Award (06/30/2017, 06/30/2020, 06/30/2023)																		



Club Health Assessment for District 324 A through April 2025

			Status	Membership							Reports					Finance		LCIF
Club Number	Club Name	Charter Date		Current Member Count	YTD Members Added	YTD Members Dropped	YTD Net Growth	YTD Net Growth%	Member Count 12 Months Ago	Avg. length of service for dropped members	Months Since Last MMR ***	Yrs. Since Last Officer Report	President Rotation	Vice President Reported ****	Months Since Last Activity Report ***	Account Balance	Donations for current Fiscal Year	
			Number of times on status quo within last two years	If below 15 members appears				If net loss is greater than 20% appears			If no report in 3 months appears in	When more than one year appears in	Number of repeat terms	Notes the officers that do not have an active	If no report at 12 months appears in red			
54884	KALIAKKAVILAI TOWN	09/17/1993	Active(2)	5	5	5	0	0.00%	5	25	1		5	T,M,VP,SC	24+			
109388	KAMUTHI TOWN	09/29/2010	Active	33	4	4	0	0.00%	33	8	2			P,T,M,VP,SC	6			
	Exc Award (06/30/2019, 06/30/2020, 06/30/2023)																	
125695	Kanniseripudhur	08/26/2015	Active(2)	18	0	2	-2	-10.00%	27	6	0			P,M,VP,SC	21			
	Exc Award (06/30/2020, 06/30/2023)																	
64739	KANNIYAKUMARI SUN CITY	10/23/2001	Active	16	2	3	-1	-5.88%	18	7	1		None	N	P,M	22		
	Exc Award (06/30/2020, 06/30/2023)																	
154249	Kariapatti Sethu Elite Passion	04/24/2023	Cancelled(8*)	0	0	25	-25	-100.00%	25	2	4	1	None	P,S,T,M,VP SC	N/R	90+ Days		
50048	KARINGAL	12/18/1989	Active	36	0	0	0	0.00%	36		9			S,M,VP,SC	24+			
	Exc Award (06/30/2020)																	
124248	Karungal Gold	02/24/2015	Active	33	6	2	4	13.79%	31	7	0			N	P,T,M,SC	3		
	Exc Award (06/30/2018, 06/30/2019, 06/30/2020)																	
50400	KILAKARAI SEETHAKATHI	04/03/1990	Active	9	0	0	0	0.00%	10		8		4	M,VP,SC	6			
	Exc Award (06/30/2020)																	
142965	Killiyoor Kings	09/18/2020	Cancelled(8*)	0	0	4	-4	-100.00%	10	4	4	1	None	P,S,T,M,VP SC	24+	90+ Days		
64382	KOODANKULAM	06/04/2001	Active(1)	30	0	0	0	0.00%	30		10			S,M,VP,SC	18			
	Exc Award (06/30/2023)																	
62685	KOVILPATTI CENTRAL	01/06/2000	Active(1)	23	0	0	0	0.00%	23		8			P,S,T,M,VP SC	17			
125729	Kovilpatti Dynamic	09/01/2015	Active	28	3	0	3	12.00%	25		2		R	T,VP,SC	6		\$2,036.54	
	Exc Award (06/30/2017, 06/30/2020, 06/30/2023)																	
45243	KOVILPATTI MID TOWN	06/17/1985	Active(1)	47	1	0	1	2.17%	50		9			N	P,T,VP	7	\$17.97	
	Exc Award (06/30/2020)																	
153657	Kovilpatti Passion	02/10/2023	Active(1)	24	0	0	0	0.00%	24		12	1	None	P,S,T,M,VP SC	15			
	Exc Award (06/30/2024)																	
98052	KOVILPATTI TEMPLE CITY	11/21/2006	Active(2)	25	0	0	0	0.00%	25		13	1	None	P,S,T,M,VP SC	18			
	Exc Award (06/30/2017, 06/30/2020)																	
136321	Kulaseharam Royal	09/04/2018	Active	15	2	2	0	0.00%	15	6	5		R	P,S,T,M,SC	24+			
149168	Kulasekaram City Star	12/03/2021	Active(2)	29	1	5	-4	-12.12%	33	3	3			S,M,VP,SC	6			



Club Health Assessment for District 324 A through April 2025

			Status	Membership							Reports					Finance		LCIF
Club Number	Club Name	Charter Date		Current Member Count	YTD Members Added	YTD Members Dropped	YTD Net Growth	YTD Net Growth%	Member Count 12 Months Ago	Avg. length of service for dropped members	Months Since Last MMR ***	Yrs. Since Last Officer Report	President Rotation	Vice President Reported ****	Months Since Last Activity Report ***	Account Balance	Donations for current Fiscal Year	
			Number of times on status quo within last two years	If below 15 members appears				If net loss is greater than 20% appears			If no report in 3 months appears in	When more than one year appears in	Number of repeat terms	Notes the officers that do not have an active	If no report at 12 months appears in red			
Exc Award (06/30/2023)																		
26487	KULASEKHARAM	05/26/1965	Active	38	0	0	0	0.00%	36		0			M,VP,SC	0			
Exc Award (06/30/2020, 06/30/2023)																		
57540	KUZHITHURAI	11/07/1995	Active	21	0	0	0	0.00%	25		10			S,M,VP,SC	24+			
139621	Malli Pearls	08/21/2019	Active(1)	31	2	0	2	6.90%	32		3		N	P,T,M,VP,SC	17			
Exc Award (06/30/2020)																		
142533	Marthandam Abide	08/10/2020	Active(1)	27	0	0	0	0.00%	29		9		N	S	4			
121434	Marthandam Achievers	02/25/2014	Active(1)	22	1	1	0	0.00%	23	2	3			P,T,M,VP,SC	24+			
Exc Award (06/30/2017, 06/30/2019)																		
143787	Marthandam Capitals	12/11/2020	Active(1)	15	1	5	-4	-21.05%	0	4	4		3	R SC	24+			
100335	MARTHANDAM CITY	10/04/2007	Active	30	0	0	0	0.00%	32		1		N	SC	6			
Exc Award (06/30/2020, 06/30/2023)																		
77605	MARTHANDAM PRIDE	09/26/2003	Active	67	3	4	-1	-1.47%	79	7	0		N	P,T,M,SC	18			
Exc Award (06/30/2023)																		
67204	MAYILAUDY	01/30/2003	Active	28	2	1	1	3.70%	24	2	1		N	M,SC	0			
Exc Award (06/30/2017, 06/30/2023, 06/30/20)																		
129727	Meenakshiyapuram Centennial	02/08/2017	Active	33	4	0	4	13.79%	30		3		N	P,S,T,M,VP SC	3			
Exc Award (06/30/2019, 06/30/2020)																		
59241	MULLAKKADU MUTHIAPURAM	03/10/1997	Active(2)	17	17	30	-13	-43.33%	33	10	0		N	P,S,T,VP	24+			
Exc Award (06/30/2020, 06/30/2023)																		
26492	NAGERCOIL	12/09/1962	Active	26	0	0	0	0.00%	31		4		N	T,VP,SC	6			
116158	NAGERCOIL MA H NAGAR	02/24/2012	Cancelled(8*)	0	0	10	-10	-100.00%	14	10	7	1	None	P,S,T,M,VP SC	24+	90+ Days		
115310	NAGERCOIL ASARIPALLAM	10/17/2011	Active(1)	15	0	0	0	0.00%	15		12	1	None	P,S,T,M,VP SC	21			
Exc Award (06/30/2017, 06/30/2019, 06/30/20)																		
55710	NAGERCOIL CENTRAL	05/17/1994	Active	26	0	6	-6	-18.75%	32	8	2			T,M,VP,SC	4			
Exc Award (06/30/2019, 06/30/2020, 06/30/20)																		
142332	Nagercoil Kings	07/24/2020	Active	16	1	5	-4	-20.00%	20	4	0		N	P,T,VP,SC	24+			
149050	Nagercoil Kottar	12/07/2021	Active(1)	19	3	5	-2	-9.52%	25	1	0		N		12			



Club Health Assessment for District 324 A through April 2025

			Status	Membership							Reports					Finance		LCIF
Club Number	Club Name	Charter Date		Current Member Count	YTD Members Added	YTD Members Dropped	YTD Net Growth	YTD Net Growth%	Member Count 12 Months Ago	Avg. length of service for dropped members	Months Since Last MMR ***	Yrs. Since Last Officer Report	President Rotation	Vice President Reported ****	Months Since Last Activity Report ***	Account Balance	Donations for current Fiscal Year	
			Number of times on status quo within last two years	If below 15 members appears				If net loss is greater than 20% appears			If no report in 3 months appears in	When more than one year appears in	Number of repeat terms	Notes the officers that do not have an active	If no report at 12 months red			
142329	Nagercoil Nanjil Kings Exc Award (06/30/2023)	07/27/2020	Active(2)	10	15	22	-7	-41.18%	17	4	0		2	R	S,M,SC	3		
51319	NAGERCOIL PARVATHIPURAM Exc Award (06/30/2017)	02/13/1991	Active(2)	27	28	26	2	8.00%	26	12	0		None		P,S,T,M,VP SC	24+		
110043	NAGERCOIL RAMANPUTHUR	01/06/2011	Active(1)	18	0	0	0	0.00%	18		0				M,VP,SC	24+		
145616	Nagercoil Royal Kings Exc Award (06/30/2023)	03/18/2021	Active(2)	7	2	0	2	40.00%	11		2			N	M,SC	17		
59093	NAGERCOIL TOWER Exc Award (06/30/2020)	02/04/1997	Active	37	0	0	0	0.00%	37		0			N	T	0		
50049	NAGERCOIL TOWN Exc Award (06/30/2020)	12/18/1989	Active	12	1	1	0	0.00%	13	4	0				P,M,VP,SC	6		
142219	Nattalam Kings Exc Award (06/30/2023)	07/15/2020	Active	47	6	7	-1	-2.08%	38	1	0				T,M,VP,SC	17		
104677	NAZARETH TOWER Exc Award (06/30/2017, 06/30/2020)	02/13/2009	Active	18	0	0	0	0.00%	22		3				M,VP,SC	6		
122372	Nazareth Margoscis City Exc Award (06/30/2019)	06/03/2014	Active	18	0	2	-2	-10.00%	20	2	0				M,VP,SC	6		
49425	NEYYOOR MONDAY MARKET Exc Award (06/30/2019)	04/17/1989	Active	35	0	0	0	0.00%	41		9			N	T,VP,SC	24+		
147180	Ottapidaram Joy Exc Award (06/30/2023)	07/04/2021	Cancelled(8*)	0	0	10	-10	-100.00%	24	4	1		None		P,S,T,M,VP SC	14	90+ Days	
118162	PAALAYAMKOTTAI STARS Exc Award (06/30/2017, 06/30/2020, 06/30/2024)	10/26/2012	Active	26	11	0	11	73.33%	15		3			N	M	5		
52217	PADMANABHAPURAM FORT Exc Award (06/30/2019, 06/30/2024)	12/02/1991	Active	38	0	0	0	0.00%	36		10				M,VP,SC	20		
30405	PALAYAMKOTTAI Exc Award (06/30/2020, 06/30/2022)	03/06/1975	Active(2)	18	26	23	3	20.00%	18	3	0				M,VP,SC	6		
124705	Palayamkottai Gold Exc Award (06/30/2020, 06/30/2023)	04/22/2015	Active(2)	27	3	2	1	3.85%	30	1	1			N	P,S,T,M,VP SC	20		



Club Health Assessment for District 324 A through April 2025

			Status	Membership							Reports					Finance	LCIF
Club Number	Club Name	Charter Date		Current Member Count	YTD Members Added	YTD Members Dropped	YTD Net Growth	YTD Net Growth%	Member Count 12 Months Ago	Avg. length of service for dropped members	Months Since Last MMR ***	Yrs. Since Last Officer Report	President Rotation	Vice President Reported ****	Months Since Last Activity Report ***	Account Balance	Donations for current Fiscal Year
			Number of times on status quo within last two years	If below 15 members appears				If net loss is greater than 20% appears			If no report in 3 months appears in	When more than one year appears in	Number of repeat terms	Notes the officers that do not have an active	If no report at 12 months appears in red		
144588	Palayamkottai Kings	12/31/2020	Active	22	0	0	0	0.00%	26		6			M,VP,SC	6		
55684	PALLIADY	05/09/1994	Active(2)	15	15	15	0	0.00%	15	3	1		6	S,T,M,VP,SC	24+		
	Exc Award (06/30/2017, 06/30/2019, 06/30/20																
148193	Paloor	09/17/2021	Active(2)	29	0	0	0	0.00%	29		4			T,M,VP,SC	24+		
32156	PARAMAKUDI	04/20/1976	Active	107	2	1	1	0.94%	110	26	0			N T	3		\$35.94
	Exc Award (06/30/2019, 06/30/2020, 06/30/20																
146371	Paramakudi Vaigai	06/04/2021	Active	26	8	1	7	36.84%	28	1	1			R	0		
	Exc Award (06/30/2023)																
142576	Pavoorchatram Busy Kings	08/19/2020	Active	26	0	0	0	0.00%	31		10			N P,S,VP	24+		
	Exc Award (06/30/2023)																
86122	PAVOORCHATRAM CENTRAL	04/07/2005	Active(1)	54	2	1	1	1.89%	65	3	2			N T,M,VP,SC	6		
	Exc Award (06/30/2017, 06/30/2020, 06/30/20																
55169	PUDUKADAI	12/28/1993	Active	60	6	38	-32	-34.78%	102	5	3			N S,T,SC	21		
	Exc Award (06/30/2017, 06/30/2020, 06/30/20																
55425	PULIANGUDI	03/11/1994	Active	28	3	2	1	3.70%	27	30	2			R S,M,SC	6		\$53.90
	Exc Award (06/30/2020, 06/30/2023)																
139713	Puthiamputhur Readymade Pearl City	09/16/2019	Cancelled(8*)	0	0	18	-18	-100.00%	28	4	4		None	P,S,T,M,VP SC	18	90+ Days	
124042	Radhapuram Gold	01/22/2015	Active(2)	23	0	0	0	0.00%	27		11	1	None	P,S,T,M,VP SC	24+		
	Exc Award (06/30/2017, 06/30/2020, 06/30/20																
26498	RAJAPALAYAM	04/24/1972	Active	176	4	0	4	2.33%	137		3			N	6		\$4,073.08
	Exc Award (06/30/2017, 06/30/2019, 06/30/20																
59776	RAJAPALAYAM TOWN	06/24/1997	Active	41	0	0	0	0.00%	39		6			N S,M,SC	0		
	Exc Award (06/30/2017, 06/30/2020)																
132221	Ramanathapuram Centennial	09/04/2017	Active(1)	36	5	0	5	16.13%	39		3			T,M,VP,SC	3		\$3,054.81
	Exc Award (06/30/2019, 06/30/2020, 06/30/20																
123063	Ramanathapuram Gold	09/03/2014	Active(1)	20	4	0	4	25.00%	18		3			N M,VP	6		
	Exc Award (06/30/2021)																
132139	Ramanathapuram Life Savers	07/11/2017	Active	31	2	1	1	3.33%	38	13	0		2	N P	3		\$814.01



Club Health Assessment for District 324 A through April 2025

			Status	Membership							Reports					Finance		LCIF
Club Number	Club Name	Charter Date		Current Member Count	YTD Members Added	YTD Members Dropped	YTD Net Growth	YTD Net Growth%	Member Count 12 Months Ago	Avg. length of service for dropped members	Months Since Last MMR ***	Yrs. Since Last Officer Report	President Rotation	Vice President Reported ****	Months Since Last Activity Report ***	Account Balance	Donations for current Fiscal Year	
			Number of times on status quo within last two years	If below 15 members appears					If net loss is greater than 20% appears			If no report in 3 months appears in	When more than one year appears in	Number of repeat terms	Notes the officers that do not have an active	If no report at 12 months appears in red		
Exc Award (06/30/2019, 06/30/2020, 06/30/2023)																		
152130	Ramanathapuram Passion	08/09/2022	Active	10	0	2	-2	-16.67%	16	2	5				M,VP,SC	21		
Exc Award (06/30/2023)																		
49550	RAMANATHAPURAM SETHUPATHY	05/25/1989	Active(2)	26	26	27	-1	-3.70%	27	12	3		5	R	S,SC	21		
Exc Award (06/30/2020)																		
117524	RAMANATHAPURAM TOWN	08/06/2012	Active	19	3	5	-2	-9.52%	35	8	0				P,T,M,VP,SC	0		
Exc Award (06/30/2020)																		
106570	RAMESWARAM ISLAND	09/10/2009	Active(1)	12	12	0	12	100.00%	0		0			N	S,T,M,SC	22		
Exc Award (06/30/2023)																		
139218	Rameswaram Town Pearls	07/18/2019	Active	15	0	0	0	0.00%	15		2		3	N	T,M,VP,SC	15		
149879	Sahyanagar Joy	03/08/2022	Active	19	0	0	0	0.00%	19		12	1	None		P,S,T,M,VP SC	6		
26501	SAHUPURAM	01/06/1972	Active	37	0	2	-2	-5.13%	42	13	0			N	P,T	0		
Exc Award (06/30/2019)																		
56565	SANKARANKOVIL	02/20/1995	Active	101	28	0	28	38.36%	64		0			N	S,M,SC	2		\$5,181.19
Exc Award (06/30/2019, 06/30/2023)																		
147151	Sankarankovil Classic	11/17/2021	Active	46	8	0	8	21.05%	42		4			N	S,T,M,VP,SC	6		
Exc Award (06/30/2023)																		
141791	Sankarankovil Pearls	06/19/2020	Active	21	0	1	-1	-4.55%	33	1	9				S,T,M,VP,SC	3		
Exc Award (06/30/2023)																		
105001	SATHANKULAM STAR	03/16/2009	Active	29	4	0	4	16.00%	25		3				T,M,VP,SC	5		
43432	SATHUR	01/16/1984	Active(1)	18	0	3	-3	-14.29%	21	2	0		2		T,M,VP,SC	24+		
Exc Award (06/30/2023)																		
104721	SAWYERPURAM SEBATHIAPURAM	02/13/2009	Active	56	0	0	0	0.00%	54		10			N	T,M,VP,SC	7		
Exc Award (06/30/2017, 06/30/2020, 06/30/2023)																		
26504	SIVAKASI	05/09/1961	Active	227	3	2	1	0.44%	233	51	0			R	M,SC	1		
Exc Award (06/30/2017, 06/30/2019, 06/30/2020, 06/30/2022, 06/30/2023)																		
63046	SIVAKASI CENTRAL	04/04/2000	Active(2)	27	2	1	1	3.85%	25	2	0				M,VP,SC	8		\$1,018.27
Exc Award (06/30/2020, 06/30/2022, 06/30/2023)																		



Club Health Assessment for District 324 A through April 2025

			Status	Membership							Reports					Finance		LCIF
Club Number	Club Name	Charter Date		Current Member Count	YTD Members Added	YTD Members Dropped	YTD Net Growth	YTD Net Growth%	Member Count 12 Months Ago	Avg. length of service for dropped members	Months Since Last MMR ***	Yrs. Since Last Officer Report	President Rotation	Vice President Reported ****	Months Since Last Activity Report ***	Account Balance	Donations for current Fiscal Year	
			Number of times on status quo within last two years	If below 15 members appears				If net loss is greater than 20% appears			If no report in 3 months appears in	When more than one year appears in	Number of repeat terms	Notes the officers that do not have an active	If no report at 12 months appears in red			
59692	SIVAKASI COSMOS	06/09/1997	Active	74	7	0	7	10.45%	71		2			M,VP,SC	0		\$1,036.24	
	Exc Award (06/30/2019, 06/30/2020, 06/30/2021)																	
99695	SIVAKASI CRACKER CITY	06/19/2007	Active	26	0	0	0	0.00%	28		10		None	P,S,T,M,VP SC	11			
	Exc Award (06/30/2017, 06/30/2020, 06/30/2021)																	
128387	Sivakasi Golden Centennial	09/20/2016	Active(2)	22	0	2	-2	-8.33%	24	2	7			T,M,VP,SC	6		\$2,054.51	
	Exc Award (06/30/2017)																	
53740	SIVAKASI INDUSTRIAL TOWN	10/14/1992	Active	100	0	6	-6	-5.66%	106	4	0			N M	2		\$17.97	
	Exc Award (06/30/2017, 06/30/2019, 06/30/2020)																	
150862	Sivakasi Joy Star	06/02/2022	Active	18	3	0	3	20.00%	16		0			R T,M,SC	14		\$1,036.24	
	Exc Award (06/30/2023)																	
144407	Sivakasi Kings	01/07/2021	Active(1)	74	3	5	-2	-2.63%	76	4	3			S,T,M,VP,SC	N/A		\$2,054.51	
	Exc Award (06/30/2023)																	
109366	SIVAKASI METRO	09/28/2010	Cancelled(8*)	0	0	17	-17	-100.00%	17	8	3		None	P,S,T,M,VP SC	14	90+ Days		
	Exc Award (06/30/2020)																	
153769	Sivakasi Passion	02/27/2023	Active(1)	49	23	0	23	88.46%	27		3			N SC	8			
	Exc Award (06/30/2023)																	
139758	Sivakasi Pearls Spark	09/24/2019	Active(2)	12	0	0	0	0.00%	18		9	1	None	P,S,T,M,VP SC	11			
	Exc Award (06/30/2020, 06/30/2023)																	
29707	SPICNAGAR	07/15/1974	Active(2)	45	8	1	7	18.42%	48	16	0			M,VP,SC	0		\$17.97	
	Exc Award (06/30/2017, 06/30/2020)																	
30844	SRIVILLIPUTHUR	05/19/1975	Active	36	0	0	0	0.00%	36		0			N M	6		\$1,018.27	
	Exc Award (06/30/2017, 06/30/2020, 06/30/2021)																	
39100	TENKASI	11/28/1980	Active(1)	21	0	2	-2	-8.70%	23	6	5			T,M,VP,SC	8			
140006	Thangachimadam Pearls	11/03/2019	Active(2)	19	0	0	0	0.00%	25		10			P,S,M,VP,SC	7			
	Exc Award (06/30/2022)																	
60613	THICKANAMCODE	04/06/1998	Active	36	0	0	0	0.00%	36		1			R S,M,VP,SC	24+			
	Exc Award (06/30/2023)																	
150733	Thingal Nagar Central	05/26/2022	Active(2)	17	17	21	-4	-19.05%	43	2	0		2	M,VP,SC	6			
140599	Thingalnagar Pearls	06/16/2020	Cancelled(8*)	0	6	29	-23	-100.00%	23	2	1		None	P,S,T,M,VP SC	24+	90+ Days		



Club Health Assessment for District 324 A through April 2025

			Status	Membership							Reports					Finance	LCIF
Club Number	Club Name	Charter Date		Current Member Count	YTD Members Added	YTD Members Dropped	YTD Net Growth	YTD Net Growth%	Member Count 12 Months Ago	Avg. length of service for dropped members	Months Since Last MMR ***	Yrs. Since Last Officer Report	President Rotation	Vice President Reported ****	Months Since Last Activity Report ***	Account Balance	Donations for current Fiscal Year
			Number of times on status quo within last two years	If below 15 members appears				If net loss is greater than 20% appears			If no report in 3 months appears in	When more than one year appears in	Number of repeat terms	Notes the officers that do not have an active	If no report at 12 months appears in red		
Exc Award (06/30/2023)																	
105438	THIRUCHENDUR CITY	05/12/2009	Active	19	0	3	-3	-13.64%	22	7	0			M,VP,SC	13		
43127	THIRUTHANGAL	10/05/1983	Active	37	4	0	4	12.12%	33		0		N	M,VP,SC	2		
Exc Award (06/30/2017, 06/30/2020, 06/30/2023)																	
118944	THIRUVATTAR	03/15/2013	Active(1)	31	31	38	-7	-18.42%	38	8	1		N	S,M,VP,SC	24+		
124704	Thiruvengadam Gold	04/22/2015	Active(1)	13	0	0	0	0.00%	17		10			T,M,VP,SC	24+		
Exc Award (06/30/2023)																	
140911	Thoothukudi Royal Pearl City	03/09/2020	Active(1)	22	3	0	3	15.79%	19		3		2	N	T,M	18	
45624	THUCKALAY	12/31/1985	Active	17	4	5	-1	-5.56%	20	11	0			T,M,VP,SC	1		
Exc Award (06/30/2017, 06/30/2020)																	
65075	THUCKALAY TOWN	03/12/2002	Active	24	0	2	-2	-7.69%	28	2	5		N	T,M,SC	18		
Exc Award (06/30/2019)																	
26507	TIRUNELVELI	09/12/1960	Active	17	0	3	-3	-15.00%	20	11	7		R	SC	6		
Exc Award (06/30/2019, 06/30/2020, 06/30/2023)																	
58141	TIRUNELVELI CENTRAL	04/11/1996	Active	11	0	2	-2	-15.38%	19	2	0			VP,SC	18		
Exc Award (06/30/2020, 06/30/2022, 06/30/2023)																	
64446	TIRUNELVELI CITY	06/25/2001	Active	15	0	7	-7	-31.82%	22	4	0			M,VP,SC	24+		
Exc Award (06/30/2023)																	
137364	Tirunelveli Dawn City	02/13/2019	Active	28	8	9	-1	-3.45%	38	4	1		None	N	P,T,M,SC	3	
Exc Award (06/30/2020, 06/30/2023)																	
123029	Tirunelveli Gold	08/27/2014	Active(1)	38	1	0	1	2.70%	37		5		N	M,SC	6		\$17.97
Exc Award (06/30/2019, 06/30/2020)																	
132656	Tirunelveli Green City	12/12/2017	Active(1)	18	0	0	0	0.00%	18		14		None	P,S,T,M,VP SC	24+		
123640	Tirunelveli Kodeeswaran Nagar Gold	11/17/2014	Active(1)	24	0	0	0	0.00%	24		12		R	S,T,M,VP	6		
Exc Award (06/30/2017, 06/30/2023)																	
109995	TIRUNELVELI METRO	01/03/2011	Active(2)	27	0	4	-4	-12.90%	28	1	4			P,S,T,M,VP SC	14		
Exc Award (06/30/2023)																	
132254	Tirunelveli Phoenix	10/05/2017	Active	21	0	5	-5	-19.23%	31	5	4		N	S,M,SC	16		



Club Health Assessment for District 324 A through April 2025

			Status	Membership							Reports					Finance		LCIF
Club Number	Club Name	Charter Date		Current Member Count	YTD Members Added	YTD Members Dropped	YTD Net Growth	YTD Net Growth%	Member Count 12 Months Ago	Avg. length of service for dropped members	Months Since Last MMR ***	Yrs. Since Last Officer Report	President Rotation	Vice President Reported ****	Months Since Last Activity Report ***	Account Balance	Donations for current Fiscal Year	
			Number of times on status quo within last two years	If below 15 members appears				If net loss is greater than 20% appears			If no report in 3 months appears in	When more than one year appears in	Number of repeat terms	Notes the officers that do not have an active	If no report at 12 months appears in red			
Exc Award (06/30/2023)																		
142534	Tirunelveli Smart City Kings	08/14/2020	Active	41	7	2	5	13.89%	57	4	0			N	0		\$1,018.27	
Exc Award (06/30/2023)																		
103802	TIRUNELVELI STAR	10/10/2008	Active	27	0	0	0	0.00%	26		4			N	M	11		
Exc Award (06/30/2020, 06/30/2023)																		
68522	TIRUNELVELI TOWER	04/09/2003	Active	19	2	2	0	0.00%	20	2	8		2		P,S,T,M,VP SC	6	\$17.97	
Exc Award (06/30/2017, 06/30/2023)																		
52384	TISAYANVILAI	01/02/1992	Active(1)	34	0	0	0	0.00%	38		6				P,T,M,VP,SC	18	\$2,036.54	
Exc Award (06/30/2020, 06/30/2023)																		
26510	TUTICORIN	08/26/1959	Active	102	3	4	-1	-0.97%	104	5	0			N	SC	6	\$53.91	
Exc Award (06/30/2017, 06/30/2018, 06/30/2020)																		
139222	Tuticorin Akshaya Pearl City	08/08/2019	Active(1)	19	20	22	-2	-9.52%	19	5	1			N	SC	8		
Exc Award (06/30/2020, 06/30/2023)																		
50051	TUTICORIN BHARATHY	12/18/1989	Active	43	1	5	-4	-8.51%	40	2	0				M,VP,SC	1	\$107.82	
Exc Award (06/30/2017, 06/30/2024)																		
128660	Tuticorin Centennial	09/28/2016	Active	30	0	6	-6	-16.67%	38	6	9				S,M,VP,SC	18		
Exc Award (06/30/2017, 06/30/2020, 06/30/2022)																		
52676	TUTICORIN CENTRAL	03/10/1992	Active(1)	29	29	30	-1	-3.33%	30	9	3		2		S,T,M,VP,SC	24+		
Exc Award (06/30/2022)																		
97751	TUTICORIN CITY	09/22/2006	Active(1)	34	0	5	-5	-12.82%	33	10	5		2	R	SC	22		
Exc Award (06/30/2023)																		
149976	Tuticorin Evergreen	02/24/2022	Active(2)	7	7	9	-2	-22.22%	8	4	1		2		S,M,VP,SC	24+		
120436	Tuticorin Green World	09/30/2013	Active(1)	20	0	7	-7	-25.93%	20	3	0				T,VP,SC	9		
Exc Award (06/30/2020, 06/30/2021, 06/30/2022)																		
150058	Tuticorin Light House	03/02/2022	Active	40	3	0	3	8.11%	37		3			R	SC	15	\$1,054.21	
84158	TUTICORIN MID-TOWN	09/07/2004	Active(2)	17	0	1	-1	-5.56%	18	8	1				P,M,VP,SC	20		
Exc Award (06/30/2017, 06/30/2020, 06/30/2022)																		
139583	Tuticorin Pearl Sports	08/27/2019	Active(1)	10	10	0	10	100.00%	0		1			N	T,M,SC	24+		
139584	Tuticorin Pearls	09/27/2019	Active(1)	68	7	21	-14	-17.07%	82	2	2		3	R	T,VP,SC	2		



Club Health Assessment for District 324 A through April 2025

			Status	Membership							Reports					Finance	LCIF	
Club Number	Club Name	Charter Date		Current Member Count	YTD Members Added	YTD Members Dropped	YTD Net Growth	YTD Net Growth%	Member Count 12 Months Ago	Avg. length of service for dropped members	Months Since Last MMR ***	Yrs. Since Last Officer Report	President Rotation	Vice President Reported ****	Months Since Last Activity Report ***	Account Balance	Donations for current Fiscal Year	
			Number of times on status quo within last two years	If below 15 members appears				If net loss is greater than 20% appears			If no report in 3 months appears in	When more than one year appears in	Number of repeat terms	Notes the officers that do not have an active	If no report at 12 months appears in red			
Exc Award (06/30/2020, 06/30/2023)																		
147396	Tuticorin Perfect Joy	07/08/2021	Cancelled(8*)	0	0	15	-15	-100.00%	16	3	2		None	P,S,T,M,VP SC	N/A	90+ Days		
116079	TUTICORIN SNOWS	02/15/2012	Active	26	6	0	6	30.00%	20		2		N	T,M,VP	6			
Exc Award (06/30/2017, 06/30/2023)																		
117806	TUTICORIN STAR	09/11/2012	Active(1)	19	0	0	0	0.00%	19		15	1	None	P,S,T,M,VP SC	20			
Exc Award (06/30/2023)																		
137769	Uchipuli Dawn	04/03/2019	Active	27	1	1	0	0.00%	34	5	0			S,M,VP,SC	16			
Exc Award (06/30/2023)																		
119098	VADAKKANKULAM WIND CITY	04/02/2013	Active	20	3	2	1	5.26%	19	2	2			T,M,VP,SC	16			
Exc Award (06/30/2017, 06/30/2023)																		
50307	VALLIOOR	03/16/1990	Active	67	0	4	-4	-5.63%	65	12	1			M,VP,SC	6			
Exc Award (06/30/2023)																		
82774	VALLIOOR TOWN	06/24/2004	Active	16	1	10	-9	-36.00%	25	1	0		N	M,SC	24+			
54484	VICKRAMASINGAPURAM	05/17/1993	Active	38	2	1	1	2.70%	41	4	2			P,S,M,VP,SC	24+			
Exc Award (06/30/2019, 06/30/2020, 06/30/2023)																		
153403	Vickramasingapuram Passion	01/05/2023	Active(1)	44	5	3	2	4.76%	42	2	0		N	S,VP	0			
26512	VIRUDHUNAGAR	10/06/1962	Active	77	7	2	5	6.94%	86	10	3		R	T,M,SC	4	\$1,218.33		
Exc Award (06/30/2017, 06/30/2019, 06/30/2023)																		
60957	VIRUDHUNAGAR BUSI TOWN	06/26/1998	Active	11	0	1	-1	-8.33%	16	5	4		2	R	T,M,VP,SC	13	\$23.96	
Exc Award (06/30/2020)																		
135933	Virudhunagar Dawn	08/22/2018	Active	45	2	3	-1	-2.17%	52	6	0		2	N	SC	0	\$1,120.10	
Exc Award (06/30/2019, 06/30/2020)																		
143198	Virudhunagar Kings	10/15/2020	Active(1)	18	3	2	1	5.88%	12	4	1			S,T,M,VP,SC	3	\$1,020.31		
40829	WATRAP	01/27/1982	Active	40	0	3	-3	-6.98%	44	6	0		2	N	S,T,M,SC	6	\$1,018.27	
Exc Award (06/30/2017, 06/30/2019, 06/30/2023)																		

Clubs Cancelled Previous Fiscal Year – Clubs Cancelled within last 12 months may be reinstated

Club Number	Club Name	Charter Date	Current Status*	Cancellation Date
-------------	-----------	--------------	-----------------	-------------------



Club Health Assessment for District 324 A through April 2025

			Membership							Reports					Finance		LCIF			
Club Number	Club Name	Charter Date		Current Member Count	YTD Members Added	YTD Members Dropped	YTD Net Growth	YTD Net Growth%	Member Count 12 Months Ago	Avg. length of service for dropped members	Months Since Last MMR ***	Yrs. Since Last Officer Report	President Rotation	Vice President Reported ****	Months Since Last Activity Report ***	Account Balance	Donations for current Fiscal Year			
			Number of times on status quo within last two years	If below 15 members appears				If net loss is greater than 20% appears			If no report in 3 months appears in	When more than one year appears in	Number of repeat terms	Notes the officers that do not have an active	If no report at 12 months appears in red					
144796	Ramanathapuram Kings	01/07/2021	Cancelled(8*)	01/29/2024																
153926	Rameswaram Passion	03/20/2023	Cancelled(8*)	12/29/2023																
Current Total Clubs Count	YTD New Clubs Count	YTD Cancelled Clubs Count	YTD Net Club Gain	Current Total Members Count	YTD Add	YTD Drop	YTD Net Growth	YTD Net Growth %	Member Count 12 Months Ago	Average Member Count Per Club	% of Clubs with less than 20 members	% No MMR in 3 Months	% No Officer Report in 12 Months	% of Clubs with balance 90+ days	Number of Clubs in Status Quo	% Status Quo Clubs in Financial Suspension	Number of Cancelled Clubs	Average Cancelled Club Age	Members Lost Due to Cancellation	% of Clubs Cancelled for Non-Financial Reasons
185	17	11	6	5,736	1,051	909	142	2.54%	5,768	31	32%	43%	4%	0%	0	0%	11	5	246	-18%

* - P - Priority Club. Cancellation Reasons: 1-Objectives/conduct, 2-Non-active club, 5-Non-existing club, 6-Disbanding, 7-Merger, 8-Financial Suspension, 9-District/Multiple District Dues.

** - Abbreviation: P-President, S-Secretary, T-Treasurer, M-Member Chairperson, VP-First Vice President, MC-Communications Chairperson, SC-Service Chairperson

*** - Abbreviation: N/R - Never reported using the Lions Clubs website, N/A - Not applicable, No password registered for the Lions Clubs website.

**** - Abbreviation: N - New, IP - Immediate Past, R - Repeat.



Club Health Assessment for District 324 B through April 2025

			Status	Membership							Reports					Finance		LCIF
Club Number	Club Name	Charter Date		Current Member Count	YTD Members Added	YTD Members Dropped	YTD Net Growth	YTD Net Growth%	Member Count 12 Months Ago	Avg. length of service for dropped members	Months Since Last MMR ***	Yrs. Since Last Officer Report	President Rotation	Vice President Reported ****	Months Since Last Activity Report ***	Account Balance	Donations for current Fiscal Year	
			Number of times on status quo within last two years	If below 15 members appears				If net loss is greater than 20% appears			If no report in 3 months appears in	When more than one year appears in	Number of repeat terms	Notes the officers that do not have an active	If no report at 12 months appears in red			
Clubs less than two years old																		
176572	Aundipatty Gems	09/04/2024	Active	20	20	0	20	100.00%	0		7			T,M,VP,SC	N/R	90+ Days		
175084	Batlagundu West	08/01/2024	Active	21	21	0	21	100.00%	0		8			M,VP,SC	N/R	90+ Days		
172049	Devakottai Aristo	06/12/2024	Active	28	7	0	7	33.33%	0		3		2	N	M,VP,SC	8	\$201.26	
154463	Dindigul City	06/06/2023	Active	33	4	6	-2	-5.71%	41	1	3		3		T,M,VP,SC	20		
157440	Dindigul Democrats	03/04/2024	Active	19	1	2	-1	-5.00%	20	0	3		2	N	M,VP,SC	5		
176613	Dindigul Golden City	08/06/2024	Active	20	20	0	20	100.00%	0		8			T,M,VP,SC	N/R			
174905	Dindigul N S Nagar	07/26/2024	Active	20	20	0	20	100.00%	0		9			T,M,VP,SC	N/R			
174909	Dindigul R M Colony	08/06/2024	Active	21	21	0	21	100.00%	0		8			T,M,VP,SC	N/R			
157327	Karaikudi Elite	02/09/2024	Cancelled(8*)	0	3	18	-15	-100.00%	20	2	1		None	P,S,T,M,VP SC	6	90+ Days		
175791	Karaikudi Manickam	08/02/2024	Active	22	22	0	22	100.00%	0		3			T,M,VP,SC	1			
155323	Madurai Mannin Maintharkal	08/04/2023	Active	14	0	2	-2	-12.50%	20	1	1		2		T,M,VP,SC	13		
154630	Madurai Vibe	06/06/2023	Cancelled(6*)	0	0	7	-7	-100.00%	14	3	7		None	P,S,T,M,VP SC	16			
156977	Madurai Wings	02/02/2024	Active	14	0	0	0	0.00%	20		9			T,M,VP,SC	13			
174878	Palani Diamonds	07/26/2024	Active	21	21	0	21	100.00%	0		1			S,T,M,VP,SC	6			
157870	Palani Friends	04/02/2024	Active	16	14	11	3	23.08%	21	1	1		2		M,VP,SC	0		
175793	Palani Golden Peacock	07/26/2024	Active	13	20	7	13	100.00%	0	0	0			T,M,VP,SC	4	90+ Days		
154699	Theni Bharat	06/16/2023	Active	34	11	3	8	30.77%	24	1	1			T,M,VP,SC	6			
179704	Theni Eagle	03/04/2025	Newly Chartered	22	22	0	22	100.00%	0		1			M,VP,SC	N/R			
175085	Theni Grand	07/26/2024	Active	32	32	0	32	100.00%	0		1			T,M,VP,SC	7			
174908	Theni Thanga Tamil	08/01/2024	Active	26	26	0	26	100.00%	0		3			T,M,VP,SC	N/R			
155377	Thirumangalam Galaxy	07/28/2023	Active	19	0	8	-8	-29.63%	27	1	1			T,M,VP,SC	18			
Clubs more than two years old																		
68852	ALANGANALLUR	05/22/2003	Active	20	3	2	1	5.26%	19	7	0			M,VP,SC	5			
Exc Award (06/30/2018)																		



Club Health Assessment for District 324 B through April 2025

			Status	Membership							Reports					Finance		LCIF
Club Number	Club Name	Charter Date		Current Member Count	YTD Members Added	YTD Members Dropped	YTD Net Growth	YTD Net Growth%	Member Count 12 Months Ago	Avg. length of service for dropped members	Months Since Last MMR ***	Yrs. Since Last Officer Report	President Rotation	Vice President Reported ****	Months Since Last Activity Report ***	Account Balance	Donations for current Fiscal Year	
			Number of times on status quo within last two years	If below 15 members appears				If net loss is greater than 20% appears			If no report in 3 months appears in	When more than one year appears in	Number of repeat terms	Notes the officers that do not have an active	If no report at 12 months appears in red			
58978	AYYAMPALAYAM TOWN	12/30/1996	Active	15	0	9	-9	-37.50%	24	4	4		2	P,T,M,VP,SC	24+			
62684	BATLAGUNDU BETEL CITY	01/06/2000	Active	28	5	0	5	21.74%	25		1			N	SC	1		
	Exc Award (06/30/2018, 06/30/2023)																	
135851	Batlagundu Eden Garden	07/10/2018	Active	34	0	0	0	0.00%	35		8				P,T,M,VP,SC	11		
	Exc Award (06/30/2023)																	
26470	BODINAYAKANUR	05/23/1970	Active	119	11	1	10	9.17%	114	0	1			N	M,SC	1		
	Exc Award (06/30/2016, 06/30/2018, 06/30/2023)																	
115433	BODINAYAKANUR BEST	10/31/2011	Active	24	2	3	-1	-4.00%	27	4	3				P,T,M,VP,SC	4		
	Exc Award (06/30/2022)																	
65064	BODINAYAKANUR CARDAMOM CITY	03/12/2002	Active	25	2	1	1	4.17%	31	2	1				S,T,M,VP,SC	2		
	Exc Award (06/30/2023)																	
135853	Bodinayakanur Rich	07/10/2018	Active	18	4	1	3	20.00%	27	4	0				P,M,VP,SC	3		
	Exc Award (06/30/2022, 06/30/2023)																	
26473	CUMBUM	01/22/1970	Active	50	12	0	12	31.58%	38		1				P,T,M,VP,SC	1		
	Exc Award (06/30/2018, 06/30/2023)																	
147098	Cumbum Emai	07/02/2021	Active	27	9	9	0	0.00%	27	3	1			R	T,VP	8		
26475	DEVAKOTTAI	12/18/1968	Active	47	12	4	8	20.51%	49	12	2				M,VP,SC	2		
	Exc Award (06/30/2018)																	
126868	Devakottai City	03/11/2016	Active(1)	11	1	5	-4	-26.67%	15	6	4		2		T,M,VP,SC	24+		
	Exc Award (06/30/2018)																	
123056	Devakottai Cosmos	09/03/2014	Active	74	2	0	2	2.78%	78		1			N	P,S,T,M,VP SC	0		
	Exc Award (06/30/2016, 06/30/2018, 06/30/2023)																	
109313	DEVAKOTTAI JEYAM	09/24/2010	Active	25	3	9	-6	-19.35%	40	3	1		2	N	M,SC	9		
26478	DINDIGUL	12/17/1967	Active(1)	89	149	107	42	89.36%	55	16	0			R	P,S,T,M,VP SC	12		
	Exc Award (06/30/2016, 06/30/2017, 06/30/2023)																	
55259	DINDIGUL ABIRAMI	01/28/1994	Active(1)	29	11	6	5	20.83%	26	7	1		None	N	P,S,T,M,VP SC	22		
	Exc Award (06/30/2018)																	
97196	DINDIGUL COSMOS	05/26/2006	Active	63	11	14	-3	-4.55%	89	2	2			N	S,T,VP	7		




Club Health Assessment for District 324 B through April 2025

			Status	Membership							Reports					Finance		LCIF
Club Number	Club Name	Charter Date		Current Member Count	YTD Members Added	YTD Members Dropped	YTD Net Growth	YTD Net Growth%	Member Count 12 Months Ago	Avg. length of service for dropped members	Months Since Last MMR ***	Yrs. Since Last Officer Report	President Rotation	Vice President Reported ****	Months Since Last Activity Report ***	Account Balance	Donations for current Fiscal Year	
			Number of times on status quo within last two years	If below 15 members appears				If net loss is greater than 20% appears			If no report in 3 months appears in	When more than one year appears in	Number of repeat terms	Notes the officers that do not have an active	If no report at 12 months appears in red			
	Exc Award (06/30/2017, 06/30/2018, 06/30/2020)																	
56112	DINDIGUL DIAMOND	09/27/1994	Active	36	14	4	10	38.46%	26	2	1			R	14			
	Exc Award (06/30/2017, 06/30/2023, 06/30/2024)																	
152147	Dindigul Friends	08/11/2022	Active	25	1	2	-1	-3.85%	26	2	1			N	S,M,VP,SC	1		
	Exc Award (06/30/2024)																	
84238	DINDIGUL GEM	10/26/2004	Active	56	9	3	6	12.00%	56	2	1			N	M,SC	0		
	Exc Award (06/30/2016, 06/30/2017, 06/30/2020)																	
138539	Dindigul GTN Arts College Campus	06/20/2019	Cancelled(8*)	0	0	37	-37	-100.00%	37	3	4	1	None		P,S,T,M,VP SC	N/A	90+ Days	
111438	DINDIGUL JYOTHI	06/21/2011	Active	37	6	0	6	19.35%	35		1				M,VP,SC	17		
	Exc Award (06/30/2017, 06/30/2018, 06/30/2020)																	
119720	Dindigul Majestic	06/24/2013	Active	36	5	3	2	5.88%	33	5	0			N	P,S,M,VP	9		
	Exc Award (06/30/2016, 06/30/2017, 06/30/2020)																	
138774	Dindigul Mass	07/23/2019	Active	68	0	0	0	0.00%	62		2			N		3		
	Exc Award (06/30/2020, 06/30/2021, 06/30/2024)																	
50675	DINDIGUL METRO	06/01/1990	Active	25	4	0	4	19.05%	21		1			N	P,S,M,VP,SC	0		
	Exc Award (06/30/2017, 06/30/2022, 06/30/2024)																	
125746	Dindigul Mother Teresa	09/28/2015	Active	54	6	7	-1	-1.82%	55	5	1				T,M,VP,SC	5		
	Exc Award (06/30/2022, 06/30/2024)																	
108404	DINDIGUL RAINBOW	05/21/2010	Active	19	0	0	0	0.00%	19		14				S,M,VP,SC	21		
138492	Dindigul Rethinam	06/10/2019	Active(2)	30	3	0	3	11.11%	23		1				M,VP,SC	N/A	90+ Days	
40955	DINDIGUL ROCK FORT	02/23/1982	Active	160	96	5	91	131.88%	69	13	3				P,S,M,VP,SC	9		
	Exc Award (06/30/2016, 06/30/2017, 06/30/2020)																	
125591	Dindigul Udhayam	09/09/2015	Active	68	14	6	8	13.33%	53	6	3				T,VP	5		
	Exc Award (06/30/2017, 06/30/2024)																	
84073	ELUMALAI	08/31/2004	Active	17	2	0	2	13.33%	16		1		3		P,T,M,VP,SC	21		
	Exc Award (06/30/2017)																	
102431	ILAYANGUDI CITY	06/13/2008	Active	24	0	1	-1	-4.00%	25	17	1				S,M,VP,SC	1		
	Exc Award (06/30/2018, 06/30/2022)																	



Club Health Assessment for District 324 B through April 2025

			Status	Membership							Reports					Finance		LCIF
Club Number	Club Name	Charter Date		Current Member Count	YTD Members Added	YTD Members Dropped	YTD Net Growth	YTD Net Growth%	Member Count 12 Months Ago	Avg. length of service for dropped members	Months Since Last MMR ***	Yrs. Since Last Officer Report	President Rotation	Vice President Reported ****	Months Since Last Activity Report ***	Account Balance	Donations for current Fiscal Year	
			Number of times on status quo within last two years	If below 15 members appears				If net loss is greater than 20% appears			If no report in 3 months appears in	When more than one year appears in	Number of repeat terms	Notes the officers that do not have an active	If no report at 12 months appears in red			
64674	KALAYARKOIL	09/11/2001	Active	47	0	0	0	0.00%	48		1			S,T,M,VP,SC	0			
	Exc Award (06/30/2017, 06/30/2023)																	
123371	Kalayarkoil Supreme	10/16/2014	Active	16	0	2	-2	-11.11%	17	6	4			T,M,VP,SC	5			
	Exc Award (06/30/2016, 06/30/2018)																	
26482	KARAIKUDI	03/28/1967	Active	175	9	1	8	4.79%	174	4	2		N	M,VP	3			
	Exc Award (06/30/2017, 06/30/2018, 06/30/2020)																	
54710	KARAIKUDI ALAGAPPAPURAM	06/29/1993	Active	43	5	3	2	4.88%	40	1	1			VP	0			
	Exc Award (06/30/2017, 06/30/2024)																	
111293	KARAIKUDI CITY	06/08/2011	Active	37	7	1	6	19.35%	31	12	2			M,VP,SC	0	90+ Days		
	Exc Award (06/30/2018)																	
146040	Karaikudi Cosmopolitan	06/03/2021	Active	19	5	0	5	35.71%	25		9			P,S,T,M,VP SC	20			
	Exc Award (06/30/2023)																	
56404	KARAIKUDI COSMOS	01/03/1995	Active	110	13	0	13	13.40%	191		0		N	T,M,SC	0			
	Exc Award (06/30/2017, 06/30/2022)																	
131808	Karaikudi Dr Alagappar Science City	07/05/2017	Active	26	6	1	5	23.81%	20	2	1			P,M,VP,SC	3			
147363	Karaikudi Nilavu	07/05/2021	Cancelled(8*)	0	0	12	-12	-100.00%	19	3	7		None	P,S,T,M,VP SC	22	90+ Days		
	Exc Award (06/30/2023)																	
132362	Karaikudi Oviyam	08/29/2017	Active	13	8	2	6	85.71%	7	7	1			S,T,M,VP,SC	2			
111014	KARAIKUDI SAKTHI	05/05/2011	Active	10	0	0	0	0.00%	10		1		2	T,M,VP,SC	4			
	Exc Award (06/30/2017, 06/30/2018)																	
129417	Karaikudi Science City	11/18/2016	Active	10	0	2	-2	-16.67%	14	7	6			T,M,VP,SC	8	90+ Days		
	Exc Award (06/30/2018)																	
56439	KARAIKUDI SELECT	01/16/1995	Active	44	10	0	10	29.41%	35		3		N	T,M,SC	6			
	Exc Award (06/30/2017, 06/30/2023)																	
135388	Karaikudi Stars	07/09/2018	Active	14	7	0	7	100.00%	9		3		2	S,T,M,VP,SC	1			
	Exc Award (06/30/2023)																	
110418	KARAIKUDI SUN	03/01/2011	Active	10	0	0	0	0.00%	11		10		2	N	P,S,T,M	20		
60371	KARAIKUDI SUPREME	02/16/1998	Active	20	5	0	5	33.33%	20		1		2	S,M,VP,SC	4			



Club Health Assessment for District 324 B through April 2025

			Status	Membership							Reports					Finance		LCIF
Club Number	Club Name	Charter Date		Current Member Count	YTD Members Added	YTD Members Dropped	YTD Net Growth	YTD Net Growth%	Member Count 12 Months Ago	Avg. length of service for dropped members	Months Since Last MMR ***	Yrs. Since Last Officer Report	President Rotation	Vice President Reported ****	Months Since Last Activity Report ***	Account Balance	Donations for current Fiscal Year	
			Number of times on status quo within last two years	If below 15 members appears				If net loss is greater than 20% appears			If no report in 3 months appears in	When more than one year appears in	Number of repeat terms	Notes the officers that do not have an active	If no report at 12 months appears in red			
131628	Karaikudi Town	07/04/2017	Cancelled(8*)	0	0	19	-19	-100.00%	22	8	1		None	P,S,T,M,VP SC	22	90+ Days		
138660	Karaikudi Vetri	06/21/2019	Active	31	5	0	5	19.23%	43		1		2	T,M,VP,SC	2			
	Exc Award (06/30/2022, 06/30/2023)																	
115350	KODAIKANAL KURINJI	10/20/2011	Active	31	5	0	5	19.23%	26		9			N S,T,VP	8			
	Exc Award (06/30/2017)																	
104354	KODAIKANAL SUN	01/12/2009	Active	48	0	0	0	0.00%	50		11			R S,T,VP	0			
	Exc Award (06/30/2018, 06/30/2023)																	
58986	KODAIKANAL TOWN	12/18/1996	Active(1)	9	0	0	0	0.00%	9		1		4	S,T,M,VP,SC	24+			
	Exc Award (06/30/2016, 06/30/2018)																	
102987	KOTTAIYUR SRIRAMNAGAR	06/23/2008	Active	20	2	0	2	11.11%	20		1			M,VP,SC	6		\$30.00	
153429	Madagupatty Cosmos	03/09/2023	Active	18	0	0	0	0.00%	25		5			P,S,T,M,VP SC	12			
103665	MADURAI AANANTHAM	09/16/2008	Active	24	4	3	1	4.35%	24	11	1			R T,M,VP,SC	1			
	Exc Award (06/30/2017, 06/30/2018)																	
147366	Madurai Aadhi	07/04/2021	Active	22	1	1	0	0.00%	26	1	1			N P,T,SC	0			
102410	MADURAI AAKASH	06/13/2008	Active	15	0	0	0	0.00%	15		12			N P,T	8			
	Exc Award (06/30/2017)																	
98286	MADURAI AALAYAM	01/15/2007	Cancelled(8*)	0	0	15	-15	-100.00%	15	7	10		None	P,S,T,M,VP SC	20	90+ Days		
51912	MADURAI ABIRAMI	07/02/1991	Active	21	1	0	1	5.00%	26		5			M,VP	6			
144434	Madurai Adventurers	12/30/2020	Active(1)	19	0	0	0	0.00%	19		1		2	P,M,VP,SC	16			
	Exc Award (06/30/2023)																	
108463	MADURAI ALAGAR	05/25/2010	Active	14	1	0	1	7.69%	17		2			P,M,VP,SC	5			
	Exc Award (06/30/2018)																	
46905	MADURAI ALAVAI	01/22/1987	Active	18	0	2	-2	-10.00%	20	2	4			P,S,T,M,VP SC	21			
	Exc Award (06/30/2017)																	
57859	MADURAI ALL-WIN	02/12/1996	Active	19	0	0	0	0.00%	20		10			N S,T,M,SC	15			
	Exc Award (06/30/2017, 06/30/2018, 06/30/2020)																	
135386	Madurai Amaze	07/09/2018	Active	28	6	1	5	21.74%	24	1	3			R S,T,M,VP,SC	20			
	Exc Award (06/30/2022, 06/30/2023)																	



Club Health Assessment for District 324 B through April 2025

			Status	Membership							Reports					Finance		LCIF
Club Number	Club Name	Charter Date		Current Member Count	YTD Members Added	YTD Members Dropped	YTD Net Growth	YTD Net Growth%	Member Count 12 Months Ago	Avg. length of service for dropped members	Months Since Last MMR ***	Yrs. Since Last Officer Report	President Rotation	Vice President Reported ****	Months Since Last Activity Report ***	Account Balance	Donations for current Fiscal Year	
			Number of times on status quo within last two years	If below 15 members appears				If net loss is greater than 20% appears			If no report in 3 months appears in	When more than one year appears in	Number of repeat terms	Notes the officers that do not have an active	If no report at 12 months appears in red			
126851	Madurai Anbalayam	03/11/2016	Active	27	9	0	9	50.00%	26		0		None	N	P,M,SC	5	90+ Days	
	Exc Award (06/30/2022)																	
96840	MADURAI ANNAI	04/04/2006	Active	15	5	4	1	7.14%	14	6	0				P,T,M,VP,SC	1		
	Exc Award (06/30/2016, 06/30/2017, 06/30/2018)																	
135426	Madurai Aram	07/16/2018	Active	30	5	0	5	20.00%	30		9				S,T,M,VP,SC	1		
	Exc Award (06/30/2021, 06/30/2022)																	
51101	MADURAI ARISTO	12/04/1990	Active	44	2	0	2	4.76%	42		1				P,M,VP,SC	9		
	Exc Award (06/30/2017, 06/30/2021)																	
125378	Madurai Athens	08/12/2015	Active	14	2	11	-9	-39.13%	23	3	2		2		T,M,VP,SC	17		
	Exc Award (06/30/2017)																	
123954	Madurai Best	01/20/2015	Cancelled(8*)	0	0	9	-9	-100.00%	10	8	11		None		P,S,T,M,VP,SC	21		
	Exc Award (06/30/2018)																	
147484	Madurai Best Friends	07/07/2021	Active	30	1	6	-5	-14.29%	35	3	1			N	SC	3		
	Exc Award (06/30/2022)																	
129756	Madurai Centennial	01/30/2017	Active	16	0	0	0	0.00%	15		1				M,VP,SC	18		
	Exc Award (06/01/2018)																	
35880	MADURAI CENTRAL	06/12/1978	Active	16	2	4	-2	-11.11%	18	16	1				M,VP,SC	7		
	Exc Award (06/30/2017, 06/30/2018)																	
26490	MADURAI CITY	01/13/1966	Active	120	5	6	-1	-0.83%	130	17	1			N	T,SC	0	\$60.01	
	Exc Award (06/30/2018, 06/30/2022, 06/30/2023)																	
48897	MADURAI COSMOS	09/12/1988	Active	71	5	0	5	7.58%	86		5				M,VP,SC	3		
	Exc Award (06/30/2016, 06/30/2017, 06/30/2018)																	
106572	MADURAI DUKE	09/10/2009	Active	25	8	0	8	47.06%	16		1				M,VP,SC	21		
	Exc Award (06/30/2017)																	
53988	MADURAI EAST	01/18/1993	Active	25	4	1	3	13.64%	20	0	1				P,M,VP,SC	2		
	Exc Award (06/30/2016, 06/30/2017)																	
55260	MADURAI ECHO	01/28/1994	Active(2)	16	0	0	0	0.00%	16		10			N	T,M,VP,SC	19		
	Exc Award (06/30/2018, 06/30/2023)																	
84636	MADURAI ELITE	01/03/2005	Active	44	6	1	5	12.82%	39	18	1				S,T,M,VP,SC	5		



Club Health Assessment for District 324 B through April 2025

			Status	Membership							Reports					Finance		LCIF
Club Number	Club Name	Charter Date		Current Member Count	YTD Members Added	YTD Members Dropped	YTD Net Growth	YTD Net Growth%	Member Count 12 Months Ago	Avg. length of service for dropped members	Months Since Last MMR ***	Yrs. Since Last Officer Report	President Rotation	Vice President Reported ****	Months Since Last Activity Report ***	Account Balance	Donations for current Fiscal Year	
			Number of times on status quo within last two years	If below 15 members appears				If net loss is greater than 20% appears			If no report in 3 months appears in	When more than one year appears in	Number of repeat terms	Notes the officers that do not have an active	If no report at 12 months appears in red			
Exc Award (06/30/2016, 06/30/2017)																		
126878	Madurai Friends	03/11/2016	Active	16	5	7	-2	-11.11%	16	3	1			S,M,VP,SC	6		\$179.69	
Exc Award (06/30/2020, 06/30/2021, 06/30/2022)																		
55775	MADURAI GEM	05/31/1994	Active	35	5	0	5	16.67%	30		9		2	N	T,SC	3		
Exc Award (06/30/2017, 06/30/2018, 06/30/2019)																		
101805	MADURAI GOLDEN JUBILEE	05/14/2008	Active	31	5	0	5	19.23%	42		9			N	S,VP,SC	4	\$299.49	
Exc Award (06/30/2022, 06/30/2023)																		
123579	Madurai Green City	11/10/2014	Cancelled(8*)	0	0	31	-31	-100.00%	31	9	17		None	P,S,T,M,VP SC	24+	90+ Days		
Exc Award (06/30/2016, 06/30/2018)																		
109544	MADURAI HAPPY	10/26/2010	Active	13	0	0	0	0.00%	13		7			T,M,VP,SC	17			
Exc Award (06/30/2017)																		
26489	MADURAI HOST	04/28/1958	Active	48	1	0	1	2.13%	52		5			N	T,VP,SC	3		
Exc Award (06/30/2016, 06/30/2017, 06/30/2018)																		
104934	MADURAI JEYAM	03/06/2009	Active(1)	7	0	1	-1	-12.50%	11	16	1			M,VP,SC	20			
Exc Award (06/30/2016)																		
56516	MADURAI K K NAGAR	02/06/1995	Active	27	5	0	5	22.73%	22		0			S,T,M,VP,SC	21		\$179.69	
Exc Award (06/30/2017)																		
143686	Madurai Kurinji Malar	12/03/2020	Active	17	2	3	-1	-5.56%	29	3	3			N	T,M,VP,SC	8		
Exc Award (06/30/2022)																		
49424	MADURAI KURUNJI	04/30/1989	Active(1)	14	0	0	0	0.00%	18		1		2	T,M,VP,SC	21			
Exc Award (06/30/2017, 06/30/2018)																		
132088	Madurai Magudam	07/04/2017	Active	10	0	0	0	0.00%	10		12			M,VP,SC	24+			
Exc Award (06/30/2016)																		
51102	MADURAI MAJESTIC	12/04/1990	Active	15	0	0	0	0.00%	17		10		2	N	S,M,VP	17		
Exc Award (06/30/2016)																		
42723	MADURAI MALLIGAI	05/26/1983	Active	22	2	0	2	10.00%	24		0			IP	M,VP,SC	2		
Exc Award (06/30/2017, 06/30/2022)																		
55033	MADURAI MANNAR	11/05/1993	Active	34	3	0	3	9.68%	32		0			M,VP,SC	1			
Exc Award (06/30/2023)																		
122982	Madurai Melvin	08/21/2014	Active	7	0	2	-2	-22.22%	11	8	4			M,VP,SC	24+			



Club Health Assessment for District 324 B through April 2025

			Status	Membership							Reports					Finance		LCIF
Club Number	Club Name	Charter Date		Current Member Count	YTD Members Added	YTD Members Dropped	YTD Net Growth	YTD Net Growth%	Member Count 12 Months Ago	Avg. length of service for dropped members	Months Since Last MMR ***	Yrs. Since Last Officer Report	President Rotation	Vice President Reported ****	Months Since Last Activity Report ***	Account Balance	Donations for current Fiscal Year	
			Number of times on status quo within last two years	If below 15 members appears				If net loss is greater than 20% appears			If no report in 3 months appears in	When more than one year appears in	Number of repeat terms	Notes the officers that do not have an active	If no report at 12 months appears in red			
45968	MADURAI METRO	03/19/1986	Active	17	1	6	-5	-22.73%	19	8	0			N	VP,SC	3		
	Exc Award (06/30/2017, 06/30/2022)																	
54421	MADURAI NAVJEEVAN	05/03/1993	Active	23	2	2	0	0.00%	43	10	1			N	S,VP,SC	0		
	Exc Award (06/30/2016, 06/30/2017, 06/30/2022)																	
50233	MADURAI NORTH	02/22/1990	Active	20	0	0	0	0.00%	20		1			R	S,M,VP	19		
	Exc Award (06/30/2017)																	
42621	MADURAI PALACE	04/07/1983	Active	20	1	0	1	5.26%	21		6				M,VP,SC	6	\$3,593.88	
	Exc Award (06/30/2016, 06/30/2017, 06/30/2022)																	
41767	MADURAI PANDYAN	07/27/1982	Active	25	0	1	-1	-3.85%	26	36	6			N	P,S,VP	3		
	Exc Award (06/30/2017, 06/30/2023)																	
146150	Madurai Park Town	06/03/2021	Active	4	0	0	0	0.00%	11		10				T,M,VP,SC	17		
131414	Madurai Penny Cuick	06/17/2017	Active	34	3	0	3	9.68%	28		2			N	SC	11		
	Exc Award (06/30/2023, 06/30/2024)																	
147367	Madurai Phoenix	07/05/2021	Active	47	12	3	9	23.68%	38	2	3		2	N	T,M,SC	4		
	Exc Award (06/30/2022, 06/30/2023)																	
123594	Madurai Royal Emperors	11/11/2014	Active	21	2	7	-5	-19.23%	28	6	4			N	M,VP	6		
	Exc Award (06/30/2017, 06/30/2021, 06/30/2022)																	
151284	Madurai Royal Kings	06/19/2022	Active	11	0	0	0	0.00%	17		6				M,VP,SC	10		
118883	MADURAI SANGAMAM	03/06/2013	Active(1)	18	9	9	0	0.00%	34	2	2				P,T,M,VP,SC	18	\$179.69	
	Exc Award (06/30/2017)																	
139901	Madurai Senthamil	09/23/2019	Active	12	0	0	0	0.00%	12		1			N	S,T,M,VP,SC	1		
	Exc Award (06/30/2021)																	
56282	MADURAI SEVEN HILLS	11/28/1994	Active	50	14	0	14	38.89%	36		0			N	VP	0	\$359.39	
	Exc Award (06/30/2017)																	
147467	Madurai Smart City	07/06/2021	Active	9	2	3	-1	-10.00%	11	2	1				P,S,M,VP,SC	0		
143882	Madurai Subramaniapuram	12/28/2020	Active(1)	11	1	3	-2	-15.38%	14	3	1				M,VP,SC	4		
106401	MADURAI SUCCESS	08/26/2009	Active	24	0	7	-7	-22.58%	32	5	4				S,T,M,VP,SC	8		
	Exc Award (06/30/2017, 06/30/2021)																	



Club Health Assessment for District 324 B through April 2025

			Status	Membership							Reports					Finance		LCIF
Club Number	Club Name	Charter Date		Current Member Count	YTD Members Added	YTD Members Dropped	YTD Net Growth	YTD Net Growth%	Member Count 12 Months Ago	Avg. length of service for dropped members	Months Since Last MMR ***	Yrs. Since Last Officer Report	President Rotation	Vice President Reported ****	Months Since Last Activity Report ***	Account Balance	Donations for current Fiscal Year	
			Number of times on status quo within last two years	If below 15 members appears					If net loss is greater than 20% appears		If no report in 3 months appears in	When more than one year appears in	Number of repeat terms	Notes the officers that do not have an active	If no report at 12 months appears in red			
106343	MADURAI SUN	08/24/2009	Active(1)	17	0	0	0	0.00%	17		1			T,M,VP,SC	21			
Exc Award (06/30/2017)																		
67125	MADURAI THAMIL	01/28/2003	Active(1)	12	0	5	-5	-29.41%	17	3	2		3	S,M,VP,SC	3			
Exc Award (06/30/2017, 06/30/2018)																		
147802	Madurai The Honest	08/24/2021	Active	20	3	0	3	17.65%	17		1			N P,SC	9			
59052	MADURAI THENDRAL	01/27/1997	Active	70	9	2	7	11.11%	64	3	2			M,VP,SC	4		\$900.00	
Exc Award (06/30/2018, 06/30/2022, 06/30/20)																		
125379	Madurai Thirunagar Best	09/23/2015	Active	17	0	0	0	0.00%	17		1			S,T,M,VP,SC	16			
Exc Award (06/30/2017)																		
41090	MADURAI VAIGAI	03/08/1982	Active	46	4	2	2	4.55%	54	1	0			N M,SC	1			
Exc Award (06/30/2016, 06/30/2017, 06/30/20)																		
63616	MADURAI VAIGAI VADAKARAI	10/09/2000	Active	15	0	1	-1	-6.25%	17	23	1		2	S,T,M,VP,SC	9			
Exc Award (06/30/2016, 06/30/2017)																		
52836	MADURAI VANTAGE	04/01/1992	Active	28	5	0	5	21.74%	30		1			P,M,VP,SC	4			
Exc Award (06/30/2016, 06/30/2018, 06/30/20)																		
65227	MADURAI VICTORY	04/15/2002	Active	21	1	7	-6	-22.22%	27	8	1			S,T,M,VP,SC	18			
Exc Award (06/30/2016, 06/30/2017)																		
124235	Madurai Villapuram Pudhu Nagar	03/02/2015	Active	20	6	6	0	0.00%	19	6	1			S,M,VP,SC	8			
Exc Award (06/30/2017, 06/30/2018)																		
151143	Madurai Vivegam	06/17/2022	Active	40	8	0	8	25.00%	32		2			T,M,VP,SC	6		\$100.00	
Exc Award (06/30/2024)																		
64186	MANAMADURAI VAIRAM	04/18/2001	Active	47	5	7	-2	-4.08%	49	6	1			S,T,M,VP,SC	4			
Exc Award (06/30/2017, 06/30/2023)																		
118967	MARAVAMANGALAM	03/22/2013	Active	21	0	0	0	0.00%	25		10			T,M,VP,SC	21			
Exc Award (06/30/2017, 06/30/2018, 06/30/20)																		
122992	Melur Dynamic	08/22/2014	Active	14	0	4	-4	-22.22%	26	11	1			S,M,VP,SC	24+			
55104	MELUR SUPREME	12/07/1993	Active	223	0	16	-16	-6.69%	244	6	1		R	M,SC	3			
Exc Award (06/30/2017, 06/30/2018, 06/30/20)																		



Club Health Assessment for District 324 B through April 2025

			Status	Membership							Reports					Finance		LCIF
Club Number	Club Name	Charter Date		Current Member Count	YTD Members Added	YTD Members Dropped	YTD Net Growth	YTD Net Growth%	Member Count 12 Months Ago	Avg. length of service for dropped members	Months Since Last MMR ***	Yrs. Since Last Officer Report	President Rotation	Vice President Reported ****	Months Since Last Activity Report ***	Account Balance	Donations for current Fiscal Year	
			Number of times on status quo within last two years	If below 15 members appears				If net loss is greater than 20% appears			If no report in 3 months appears in	When more than one year appears in	Number of repeat terms	Notes the officers that do not have appears in an active	If no report at 12 months red			
101614	NAGAMALAI PUDUKOTTAI Exc Award (06/30/2017)	03/27/2008	Active	20	0	0	0	0.00%	20		1			T,M,VP,SC	8			
147365	Natham City	07/05/2021	Active	37	5	0	5	15.63%	30		1			N M,SC	9			
49144	NEIKARAPATTI Exc Award (06/30/2018)	01/09/1989	Active	63	10	0	10	18.87%	47		2			R S,T,VP	4			
60373	NILAKKOTTAI FLOWER CITY	02/16/1998	Active	17	0	1	-1	-5.56%	21	9	1		2	N P,S,M,VP,SC	16			
124296	Nilakkottai Malligai	03/09/2015	Active	8	0	0	0	0.00%	8		1			S,T,M,VP,SC	24+			
26494	ODDANCHATRAM Exc Award (06/30/2022)	12/21/1971	Active	27	0	0	0	0.00%	28		1			R S,SC	8			
26495	PALANI Exc Award (06/30/2016, 06/30/2017, 06/30/2018)	06/20/1964	Active	36	11	8	3	9.09%	33	15	0			S,M,VP,SC	0			
140952	Palani Doctor Piramanayagam	02/24/2020	Active	52	7	2	5	10.64%	47	3	1			S,M,VP,SC	3			
110131	PALANI GOLDEN TEMPLE CITY Exc Award (06/30/2016)	01/27/2011	Active	26	1	0	1	4.00%	25		9		2	T,M,VP,SC	18			
132504	Palani Good Lions	09/27/2017	Active(1)	16	0	0	0	0.00%	16		0			P,M,VP,SC	20			
108154	PALANI MALAIKOIL Exc Award (06/30/2017)	04/21/2010	Active	40	11	15	-4	-9.09%	45	5	1			N S,T,M,VP,SC	9			
65028	PALANI ROYAL CITY	02/27/2002	Active	18	4	3	1	5.88%	17	3	0			S,T,M,VP,SC	1			
147312	Palani Sigaram	07/04/2021	Active(1)	21	0	0	0	0.00%	21		1		2	S,T,M,VP,SC	23	90+ Days		
139219	Palani Thanga Ratham Exc Award (06/30/2022)	07/24/2019	Active	41	9	0	9	28.13%	34		0			N M	0			
151243	Palani Town	06/17/2022	Active	26	2	0	2	8.33%	25		3			P,S,M,VP,SC	0			
65015	PALLATHUR Exc Award (06/30/2017)	02/27/2002	Active	21	0	0	0	0.00%	23		1			N P,S,T	13			
100259	PATTIVEERANPATTI PLANTATION CITY Exc Award (06/30/2017)	09/20/2007	Active	32	2	5	-3	-8.57%	33	5	1			N T,M	24+			
55399	PERAIYUR SANDAL CITY	03/11/1994	Cancelled(8*)	0	0	13	-13	-100.00%	13	11	4		None	P,S,T,M,VP SC	20	90+ Days		



Club Health Assessment for District 324 B through April 2025

			Status	Membership							Reports					Finance	LCIF
Club Number	Club Name	Charter Date		Current Member Count	YTD Members Added	YTD Members Dropped	YTD Net Growth	YTD Net Growth%	Member Count 12 Months Ago	Avg. length of service for dropped members	Months Since Last MMR ***	Yrs. Since Last Officer Report	President Rotation	Vice President Reported ****	Months Since Last Activity Report ***	Account Balance	Donations for current Fiscal Year
			Number of times on status quo within last two years	If below 15 members appears				If net loss is greater than 20% appears			If no report in 3 months appears in	When more than one year appears in	Number of repeat terms	Notes the officers that do not have an active	If no report at 12 months appears in red		
Exc Award (06/30/2017)																	
147741	Periyakulam City	08/30/2021	Cancelled(8*)	0	0	2	-2	-100.00%	16	3	9	1	None	P,S,T,M,VP SC	21	90+ Days	
52145	PERIYAKULAM MANGO CITY	11/07/1991	Active	48	8	0	8	20.00%	43		1			T,M,VP,SC	2		
Exc Award (06/30/2016, 06/30/2022, 06/30/20)																	
138559	Periyakulam Royal	06/20/2019	Active	27	6	3	3	12.50%	27	2	1			R, S,SC	1		
39653	SHOLVANDAN	03/26/1981	Active	44	5	0	5	12.82%	43		1			P,M,VP,SC	3		
Exc Award (06/30/2017, 06/30/2018, 06/30/20)																	
101779	SINGAMPUNARI SEVUGA	05/14/2008	Active(1)	25	0	0	0	0.00%	25		1			M,VP,SC	21		
Exc Award (06/30/2016, 06/30/2017, 06/30/20)																	
26503	SIVAGANGA	09/08/1971	Active	50	8	1	7	16.28%	45	8	1			S,T,M,VP,SC	1		
Exc Award (06/30/2017, 06/30/2023)																	
65219	SIVAGANGAI COSMOS	04/15/2002	Active(2)	40	15	14	1	2.56%	45	7	0			S,T,M,VP,SC	6		
Exc Award (06/30/2017, 06/30/2018, 06/30/20)																	
111099	SIVAGANGAI SUPREME	06/16/2011	Active	32	1	1	0	0.00%	32	14	0			T,M,VP,SC	17		
Exc Award (06/30/2016, 06/30/2017, 06/30/20)																	
123994	Theni Honey	01/23/2015	Active	38	9	2	7	22.58%	36	5	1			N, S,M,VP,SC	2		
Exc Award (06/30/2016, 06/30/2017, 06/30/20)																	
78099	THENI MULLAI	01/22/2004	Active	47	6	1	5	11.90%	47	3	3			S,T,M,VP,SC	7		
Exc Award (06/30/2017, 06/30/2022, 06/30/20)																	
123996	Theni Royal	01/23/2015	Active	118	14	0	14	13.46%	127		0			P,M,VP,SC	16		
Exc Award (06/30/2017, 06/30/2022)																	
125850	Theni Silver Jubilee	10/19/2015	Active	49	17	10	7	16.67%	43	5	0			M,VP,SC	1		
Exc Award (06/30/2017, 06/30/2022)																	
104460	THENI THENDRAL	01/19/2009	Active	34	7	0	7	25.93%	28		1			M,VP,SC	6		
Exc Award (06/30/2017, 06/30/2018, 06/30/20)																	
56285	THENI VAIGAI	11/28/1994	Active	135	10	6	4	3.05%	131	6	1			N, M,VP,SC	1		
Exc Award (06/30/2017, 06/30/2018, 06/30/20)																	
147483	Thevaram	08/23/2021	Active(1)	33	6	5	1	3.13%	31	3	0			P,T,M,VP,SC	14	90+ Days	
151453	Thevaram Imayam	06/22/2022	Active	30	4	2	2	7.14%	28	4	1			N, P,T,M,VP	0		



Club Health Assessment for District 324 B through April 2025

			Status	Membership							Reports					Finance	LCIF
Club Number	Club Name	Charter Date		Current Member Count	YTD Members Added	YTD Members Dropped	YTD Net Growth	YTD Net Growth%	Member Count 12 Months Ago	Avg. length of service for dropped members	Months Since Last MMR ***	Yrs. Since Last Officer Report	President Rotation	Vice President Reported ****	Months Since Last Activity Report ***	Account Balance	Donations for current Fiscal Year
			Number of times on status quo within last two years	If below 15 members appears				If net loss is greater than 20% appears			If no report in 3 months appears in	When more than one year appears in	Number of repeat terms	Notes the officers that do not have an active	If no report at 12 months appears in red		
Exc Award (06/30/2023)																	
54174	THIRUMANGALAM CITY	03/01/1993	Active(1)	24	5	9	-4	-14.29%	28	8	0			N	T,VP,SC	21	
Exc Award (06/30/2017, 06/30/2023)																	
143264	Thirumangalam Jayam	10/16/2020	Active	25	0	7	-7	-21.88%	32	3	8			N	S,M,SC	17	
129270	Thirumangalam Rose	11/14/2016	Active	22	5	0	5	29.41%	27		9				P,S,T,M,VP SC	6	
125383	Thirumangalam Supreme	09/10/2015	Active	39	6	5	1	2.63%	38	7	1				S,T,M,VP,SC	20	
143877	Thirumangalam Thendral	12/30/2020	Active(2)	21	0	0	0	0.00%	21		10				P,M,VP,SC	24+	
137168	Thirunagar Pasumai	01/07/2019	Cancelled(8*)	0	0	15	-15	-100.00%	15	5	0		None		P,S,T,M,VP SC	9	90+ Days
108424	TIRUMANGALAM AANDANDAM	05/21/2010	Active	34	0	0	0	0.00%	34		4			N	S,M,VP,SC	12	
Exc Award (06/30/2016, 06/30/2019, 06/30/20)																	
50083	TIRUNAGAR TOWN	12/30/1989	Active	41	3	1	2	5.13%	39	19	1			N	S,T	1	\$53.91
Exc Award (06/30/2017, 06/30/2019, 06/30/20)																	
46675	TIRUPATTUR ARUMUGANAGAR	11/03/1986	Active	56	5	0	5	9.80%	65		9				M,VP,SC	5	
Exc Award (06/30/2016, 06/30/2017, 06/30/20)																	
50912	USILAMPATTI CITY	08/13/1990	Active	39	3	1	2	5.41%	37	34	0				M,VP,SC	20	
Exc Award (06/30/2017)																	
55379	VADIPATTY TOWN	03/02/1994	Active(1)	34	1	0	1	3.03%	35		1			N	P,VP,SC	19	
Exc Award (06/30/2016, 06/30/2018, 06/30/20)																	
39380	VEDASANDUR	01/26/1981	Active	28	2	5	-3	-9.68%	31	5	1				S,T,M,VP,SC	15	
Exc Award (06/30/2023)																	

Clubs Cancelled Previous Fiscal Year – Clubs Cancelled within last 12 months may be reinstated

Club Number	Club Name	Charter Date	Current Status*	Cancellation Date
154882	Karaikudi Aram	06/21/2023	Cancelled(8*)	06/29/2024
147678	Karaikudi Sun City	08/04/2021	Cancelled(8*)	08/29/2023
124505	Madurai Fatima Michael College of Engg and Tech	03/31/2015	Cancelled(8*)	02/29/2024
102412	MADURAI MOTHER THERESA	06/13/2008	Cancelled(6*)	07/29/2023



Club Health Assessment for District 324 B through April 2025

Club NumberClub NameCharter Date			Status	Membership								Reports				Finance		LCIF		
				Current Member Count	YTD Members Added	YTD Members Dropped	YTD Net Growth	YTD Net Growth%	Member Count 12 Months Ago	Avg. length of service for dropped members	Months Since Last MMR ***	Yrs. Since Last Officer Report	President Rotation	Vice President Reported ****	Months Since Last Activity Report ***	Account Balance	Donations for current Fiscal Year			
			Number of times on status quo within last two years	If below 15 members appears			If net loss is greater than 20% appears			If no report in 3 months appears in			When more than one year appears in	Number of repeat terms	Notes the officers that do not have an active		If no report at 12 months appears in red			
49259	MADURAI TEMPLE CITY	02/27/1989	Cancelled(6*)	07/29/2023																
154896	Palani Adivaram	06/22/2023	Cancelled(8*)	12/29/2023																
151343	Palani Royal Super Kings	06/20/2022	Cancelled(8*)	12/29/2023																
125286	Salaigramam Lucky Stars	08/10/2015	Cancelled(8*)	12/29/2023																
Current Total Clubs Count	YTD New Clubs Count	YTD Cancelled Clubs Count	YTD Net Club Gain	Current Total Members Count	YTD Add	YTD Drop	YTD Net Growth	YTD Net Growth %	Member Count 12 Months Ago	Average Member Count Per Club	% of Clubs with less than 20 members	% No MMR in 3 Months	% No Officer Report in 12 Months	% of Clubs with balance 90+ days	Number of Clubs in Status Quo	% Status Quo Clubs in Financial Suspension	Number of Cancelled Clubs	Average Cancelled Club Age	Members Lost Due to Cancellation	% of Clubs Cancelled for Non-Financial Reasons
182	11	11	0	6,059	1,160	682	478	8.56%	6,112	33	30%	32%	0%	4%	0	0%	11	15	178	-45%

* - P - Priority Club. Cancellation Reasons: 1-Objectives/conduct, 2-Non-active club, 5-Non-existing club, 6-Disbanding, 7-Merger, 8-Financial Suspension, 9-District/Multiple District Dues.

** - Abbreviation: P-President, S-Secretary, T-Treasurer, M-Member Chairperson, VP-First Vice President, MC-Communications Chairperson, SC-Service Chairperson

*** - Abbreviation: N/R - Never reported using the Lions Clubs website, N/A - Not applicable, No password registered for the Lions Clubs website.

**** - Abbreviation: N - New, IP - Immediate Past, R - Repeat.



Club Health Assessment for District 324 C through April 2025

			Status	Membership							Reports					Finance		LCIF
Club Number	Club Name	Charter Date		Current Member Count	YTD Members Added	YTD Members Dropped	YTD Net Growth	YTD Net Growth%	Member Count 12 Months Ago	Avg. length of service for dropped members	Months Since Last MMR ***	Yrs. Since Last Officer Report	President Rotation	Vice President Reported ****	Months Since Last Activity Report ***	Account Balance	Donations for current Fiscal Year	
			Number of times on status quo within last two years	If below 15 members appears				If net loss is greater than 20% appears			If no report in 3 months appears in	When more than one year appears in	Number of repeat terms		Notes the officers that do not have an active	If no report at 12 months appears in red		
Clubs less than two years old																		
173163	Chinnavedampatti Industrial Estate	07/23/2024	Active	22	22	0	22	100.00%	0		0				M,VP,SC	3		
172763	Coimbatore Almighty	07/15/2024	Active	23	23	0	23	100.00%	0		4			N	M,SC	9		
155160	Coimbatore Anandham	07/14/2023	Active	24	5	1	4	20.00%	22	2	0		None	N	P,S,M,VP	6		
172915	Coimbatore Anbu	07/11/2024	Active	29	29	0	29	100.00%	0		0				M,VP,SC	1		
156308	Coimbatore Challengers	09/30/2023	Active	18	1	0	1	5.88%	20		0		2		T,M,VP,SC	2		
175556	Coimbatore Creator	07/28/2024	Active(1)	21	21	0	21	100.00%	0		9				M,VP,SC	8		
174175	Coimbatore Entrepreneurs	07/12/2024	Active	22	22	0	22	100.00%	0		0			N	M	1		
157776	Coimbatore Great Legends	04/18/2024	Active	21	0	5	-5	-19.23%	25	1	7		2	R	T,M,VP,SC	8		\$23.96
172746	Coimbatore Mahizhchi	07/17/2024	Active	53	53	0	53	100.00%	0		3			N		6		
172197	Coimbatore Pearls	06/26/2024	Active	22	2	0	2	10.00%	0		8				M,VP,SC	4		
181107	Coimbatore Singai City	03/10/2025	Newly Chartered	20	20	0	20	100.00%	0		1				M,VP,SC	N/R		
176078	Coimbatore Vanam	07/26/2024	Active	21	21	0	21	100.00%	0		1				M,VP,SC	8		
176079	Muthugoundanpudur	08/05/2024	Active	20	20	0	20	100.00%	0		8				M,VP,SC	N/R		
171740	Palladam Texcity	05/30/2024	Active	50	31	2	29	138.10%	0	0	0				P,S,M,VP,SC	9		\$359.39
178739	Pollachi Friends	09/19/2024	Active	20	20	0	20	100.00%	0		7				P,M,VP,SC	6	90+ Days	
156394	Pollachi Nature	10/11/2023	Active	22	0	0	0	0.00%	22		11			N	S	7		
152864	Pollachi Nature City	06/26/2023	Cancelled(8*)	0	0	20	-20	-100.00%	20	2	4	1	None		P,S,T,M,VP SC	8	90+ Days	\$59.90
178742	Pollachi Pearls	09/19/2024	Active	20	20	0	20	100.00%	0		7				M,VP,SC	6	90+ Days	
173392	Tirupur Area	07/26/2024	Active	22	22	0	22	100.00%	0		4				M,VP,SC	8		
155810	Tirupur Royals	09/29/2023	Cancelled(8*)	0	0	20	-20	-100.00%	20	1	7		None		P,S,T,M,VP SC	8	90+ Days	
155764	Tirupur Stars	09/29/2023	Cancelled(8*)	0	0	20	-20	-100.00%	20	1	7		None		P,S,T,M,VP SC	9	90+ Days	
155808	Tirupur Vallalkal	09/29/2023	Cancelled(8*)	0	0	20	-20	-100.00%	20	1	19	1	None		P,S,T,M,VP SC	8	90+ Days	
178384	Tirupur Young Anchor	09/17/2024	Active	20	20	0	20	100.00%	0		0				VP	1	90+ Days	\$10.00



Club Health Assessment for District 324 C through April 2025

			Status	Membership							Reports					Finance		LCIF
Club Number	Club Name	Charter Date		Current Member Count	YTD Members Added	YTD Members Dropped	YTD Net Growth	YTD Net Growth%	Member Count 12 Months Ago	Avg. length of service for dropped members	Months Since Last MMR ***	Yrs. Since Last Officer Report	President Rotation	Vice President Reported ****	Months Since Last Activity Report ***	Account Balance	Donations for current Fiscal Year	
			Number of times on status quo within last two years	If below 15 members appears				If net loss is greater than 20% appears			If no report in 3 months appears in	When more than one year appears in	Number of repeat terms	Notes the officers that do not have an active	If no report at 12 months appears in red			
157236	Udumalpet New Royals	05/30/2024	Active	25	0	0	0	0.00%	0		10		None	P,S,M,VP,SC	8			
Exc Award (06/30/2024)																		
Clubs more than two years old																		
43824	ANAIMALAI	04/04/1984	Active	16	0	2	-2	-11.11%	21	5	4		4	R M	4			
Exc Award (06/30/2017, 06/30/2019)																		
151148	Anaimalai Legend	06/13/2022	Cancelled(8*)	0	0	20	-20	-100.00%	20	3	0		None	P,S,T,M,VP SC	8	90+ Days		
26472	COIMBATORE	04/17/1958	Active	73	1	3	-2	-2.67%	81	5	0		N	M,VP,SC	9			
Exc Award (06/30/2022, 06/30/2023)																		
103376	COIMBATORE AXIOM	09/10/2008	Active	10	0	5	-5	-33.33%	17	13	3		2	S,T,M,VP,SC	8			
Exc Award (06/30/2017, 06/30/2018)																		
141702	Coimbatore Aadhavan	06/17/2020	Cancelled(8*)	0	0	15	-15	-100.00%	15	7	4	1	None	P,S,T,M,VP SC	9	90+ Days		
137382	Coimbatore Aakash	05/27/2019	Active	77	2	0	2	2.67%	69		4		N	VP	9			
Exc Award (06/30/2022, 06/30/2024)																		
147244	Coimbatore Advocates	07/07/2021	Cancelled(8*)	0	0	20	-20	-100.00%	20	3	10		None	P,S,T,M,VP SC	8	90+ Days		
131753	Coimbatore Agnee	07/04/2017	Active	30	0	1	-1	-3.23%	48	4	6			T,M,VP,SC	8			
Exc Award (06/30/2018, 06/30/2019, 06/30/20)																		
154069	Coimbatore Akshayam	03/31/2023	Active	25	5	0	5	25.00%	22		1		N		5			
154070	Coimbatore Ananda Akilam	04/11/2023	Active	30	2	0	2	7.14%	28		3		3	N T,M,VP,SC	9			
142985	Coimbatore Auro Miraa Mothers Village	10/08/2020	Cancelled(8*)	0	0	10	-10	-100.00%	11	5	4		None	P,S,T,M,VP SC	7	90+ Days		
Exc Award (06/30/2022)																		
108523	COIMBATORE BLOSSOM	06/01/2010	Cancelled(8*)	0	0	14	-14	-100.00%	23	8	4	1	None	P,S,T,M,VP SC	8	90+ Days		
Exc Award (06/30/2017, 06/30/2019)																		
117679	COIMBATORE BLUESKY	08/21/2012	Active(1)	12	0	0	0	0.00%	12		22	1	None	P,S,T,M,VP SC	8			
Exc Award (06/30/2018)																		
110420	COIMBATORE BRAVE QUEENS	02/23/2011	Active	6	0	1	-1	-14.29%	15	6	1			S,T,M,VP,SC	8			
Exc Award (06/30/2018)																		
40289	COIMBATORE CENTRAL	07/28/1981	Active	39	3	3	0	0.00%	44	7	0		N		0			
Exc Award (06/30/2017, 06/30/2018, 06/30/20)																		



Club Health Assessment for District 324 C through April 2025

			Status	Membership							Reports					Finance		LCIF
Club Number	Club Name	Charter Date		Current Member Count	YTD Members Added	YTD Members Dropped	YTD Net Growth	YTD Net Growth%	Member Count 12 Months Ago	Avg. length of service for dropped members	Months Since Last MMR ***	Yrs. Since Last Officer Report	President Rotation	Vice President Reported ****	Months Since Last Activity Report ***	Account Balance	Donations for current Fiscal Year	
			Number of times on status quo within last two years	If below 15 members appears				If net loss is greater than 20% appears			If no report in 3 months appears in	When more than one year appears in	Number of repeat terms	Notes the officers that do not have an active	If no report at 12 months appears in red			
120578	Coimbatore City Central	10/22/2013	Active	36	0	5	-5	-12.20%	41	7	9			N	8			
	Exc Award (06/30/2017, 06/30/2019, 06/30/20																	
142086	Coimbatore Consultants	07/08/2020	Active	19	1	0	1	5.56%	18		0			N	1			
	Exc Award (06/30/2022)																	
41942	COIMBATORE COSMOS	10/11/1982	Active	20	0	2	-2	-9.09%	13	0	9			N	P,T,M,VP	8		
	Exc Award (06/30/2017, 06/30/2019)																	
50270	COIMBATORE COTTON CITY	03/05/1990	Active	26	0	2	-2	-7.14%	36	5	4		2	N	M	9	\$59.90	
	Exc Award (06/30/2017)																	
152653	Coimbatore Crypto	02/14/2023	Active(1)	26	15	13	2	8.33%	24	2	0		3	N		0		
60015	COIMBATORE GALAXY	10/09/1997	Active(1)	43	3	2	1	2.38%	50	9	0			R	P,M,SC	9		
	Exc Award (06/30/2018, 06/30/2019)																	
44328	COIMBATORE GANAPATHY	10/19/1984	Active	41	1	0	1	2.50%	100		0			R	M	9	\$5,091.33	
	Exc Award (06/30/2017, 06/30/2018, 06/30/20																	
104674	COIMBATORE GANAPATHY TOWN	02/10/2009	Active	27	2	0	2	8.00%	25		9			N	S,VP,SC	6		
	Exc Award (06/30/2018)																	
55528	COIMBATORE GOLDEN CITY	04/07/1994	Active	42	2	1	1	2.44%	44	3	2			N		0		
	Exc Award (06/30/2017, 06/30/2018, 06/30/20																	
106616	COIMBATORE GREEN	09/16/2009	Active	39	12	0	12	44.44%	34		3			N	P,T,M,SC	1		
151740	Coimbatore Happy Home	07/13/2022	Active	22	8	0	8	57.14%	20		3			N	M,SC	2	\$1,034.56	
52264	COIMBATORE HOPE	12/13/1991	Active	35	0	4	-4	-10.26%	39	5	0			N		9		
	Exc Award (06/30/2017, 06/30/2018, 06/30/20																	
120512	Coimbatore Imayam	10/10/2013	Active	38	1	11	-10	-20.83%	78	5	0			R		0	\$239.59	
	Exc Award (06/30/2018, 06/30/2024)																	
42125	COIMBATORE INDUS ESTATE	12/20/1982	Active	37	1	0	1	2.78%	78		3				T,M,VP,SC	9	\$457.62	
	Exc Award (06/30/2017, 06/30/2018, 06/30/20																	
119555	Coimbatore Industrial City	06/07/2013	Active	18	0	0	0	0.00%	26		10		2	N	M,VP,SC	8		
	Exc Award (06/30/2017, 06/30/2018, 06/30/20																	
151741	Coimbatore Integrity	07/11/2022	Active	59	16	10	6	11.32%	55	2	3			N		4	\$1,999.88	



Club Health Assessment for District 324 C through April 2025

			Status	Membership							Reports					Finance		LCIF
Club Number	Club Name	Charter Date		Current Member Count	YTD Members Added	YTD Members Dropped	YTD Net Growth	YTD Net Growth%	Member Count 12 Months Ago	Avg. length of service for dropped members	Months Since Last MMR ***	Yrs. Since Last Officer Report	President Rotation	Vice President Reported ****	Months Since Last Activity Report ***	Account Balance	Donations for current Fiscal Year	
			Number of times on status quo within last two years	If below 15 members appears				If net loss is greater than 20% appears			If no report in 3 months appears in	When more than one year appears in	Number of repeat terms	Notes the officers that do not have appears in an active	If no report at 12 months red			
55718	COIMBATORE K R PURAM	05/17/1994	Active	27	6	2	4	17.39%	22	17	2			R M	3	90+ Days		
Exc Award (06/30/2018, 06/30/2019, 06/30/2020)																		
152654	Coimbatore Kalanchiyam	01/25/2023	Active(1)	19	0	0	0	0.00%	19		15		None	P,S,T,M,VP SC	8			
148240	Coimbatore Kalapatti Sirakukul	10/18/2021	Active	28	2	0	2	7.69%	27		4			T,VP	9			
141018	Coimbatore Kovai Smart City	02/25/2020	Active	22	0	0	0	0.00%	22		0		2	R M,SC	7			
Exc Award (06/30/2021)																		
106700	COIMBATORE KURINJI	10/02/2009	Active	41	0	12	-12	-22.64%	64	6	4			N T,VP,SC	4		\$59.90	
Exc Award (06/30/2021, 06/30/2022)																		
109301	COIMBATORE MARUDAMALA	09/23/2010	Active	30	2	0	2	7.14%	46		2			N M,VP	2		\$100.63	
Exc Award (06/30/2017, 06/30/2022)																		
147034	Coimbatore Merit	07/06/2021	Active	21	6	3	3	16.67%	21	3	0			R	0		\$11.98	
60955	COIMBATORE MID TOWN	06/26/1998	Active(1)	8	0	0	0	0.00%	15		10		3	T,M,VP,SC	8			
Exc Award (06/30/2018, 06/30/2019)																		
106566	COIMBATORE NEHRU NAGAR	09/10/2009	Active(1)	68	6	33	-27	-28.42%	87	4	0			N P,S	0			
Exc Award (06/30/2018, 06/30/2019, 06/30/2020)																		
78050	COIMBATORE NOBLE HEARTS	02/25/2004	Active	35	0	2	-2	-5.41%	37	7	0			R M,SC	8			
Exc Award (06/30/2017, 06/30/2018, 06/30/2020)																		
52266	COIMBATORE ONDIPUDUR	12/13/1991	Active	29	2	3	-1	-3.33%	36	10	3			R M	7		\$185.68	
Exc Award (06/30/2019)																		
55531	COIMBATORE ORION	04/04/1994	Active(1)	34	2	2	0	0.00%	35	7	4			N T,M,VP	0			
Exc Award (06/30/2023)																		
141990	Coimbatore Patteeswara	07/07/2020	Active	35	11	7	4	12.90%	29	3	2			N M,VP,SC	5	90+ Days	\$999.94	
Exc Award (06/30/2022, 06/30/2023)																		
125684	Coimbatore Peelamedu Kings	08/24/2015	Active	24	3	0	3	14.29%	24		1			N SC	0			
Exc Award (06/30/2017, 06/30/2018, 06/30/2020)																		
151187	Coimbatore PSGR Krishnammal College for	06/22/2022	Active	6	0	4	-4	-40.00%	20	3	4			M,VP	3			
52268	COIMBATORE RAMANATHAPURAM	12/13/1991	Active	15	0	0	0	0.00%	15		13	1	None	P,S,T,M,VP SC	9	90+ Days		



Club Health Assessment for District 324 C through April 2025

			Status	Membership							Reports					Finance		LCIF
Club Number	Club Name	Charter Date		Current Member Count	YTD Members Added	YTD Members Dropped	YTD Net Growth	YTD Net Growth%	Member Count 12 Months Ago	Avg. length of service for dropped members	Months Since Last MMR ***	Yrs. Since Last Officer Report	President Rotation	Vice President Reported ****	Months Since Last Activity Report ***	Account Balance	Donations for current Fiscal Year	
			Number of times on status quo within last two years	If below 15 members appears				If net loss is greater than 20% appears			If no report in 3 months appears in	When more than one year appears in	Number of repeat terms	Notes the officers that do not have an active	If no report at 12 months appears in red			
30085	COIMBATORE RAMNAGAR	12/30/1974	Active	30	1	2	-1	-3.23%	49	16	4			R T	4		\$59.90	
	Exc Award (06/30/2017, 06/30/2019, 06/30/2020)																	
106581	COIMBATORE RANGANATHAN	09/10/2009	Active	25	0	0	0	0.00%	278		0			S,T,M,VP,SC	8			
	Exc Award (06/30/2019)																	
148810	Coimbatore Real Value	11/15/2021	Active	32	10	0	10	45.45%	39		4			N	1			
	Exc Award (06/30/2022, 06/30/2023)																	
147841	Coimbatore Royal	09/16/2021	Active	20	0	0	0	0.00%	20		18			N M	8			
	Exc Award (06/30/2022)																	
142243	Coimbatore Royal Pride	07/15/2020	Cancelled(8*)	0	0	27	-27	-100.00%	67	3	4		None	P,S,T,M,VP SC	9	90+ Days		
	Exc Award (06/30/2022, 06/30/2023)																	
57537	COIMBATORE SAVERIARPALAYAM	11/10/1995	Active	53	8	0	8	17.78%	48		0			N T,M	5			
	Exc Award (06/30/2023)																	
152904	Coimbatore Sharks	03/17/2023	Active(1)	16	0	0	0	0.00%	20		10		3	M,VP,SC	8			
116840	COIMBATORE SIDCO INDUSTRIAL ESTATE	05/15/2012	Active	67	0	12	-12	-15.19%	78	9	0			N SC	0			
	Exc Award (06/30/2018, 06/30/2019, 06/30/2020)																	
131938	Coimbatore Sigaram	07/04/2017	Active	21	0	1	-1	-4.55%	35	2	7			N	4		\$59.90	
	Exc Award (06/30/2018)																	
44332	COIMBATORE SINGANALLUR	10/22/1984	Active	23	2	9	-7	-23.33%	34	11	0			VP	4		\$59.90	
	Exc Award (06/30/2017, 06/30/2019)																	
53679	COIMBATORE SPIN CITY	09/14/1992	Active	30	3	0	3	11.11%	87		7			N SC	6		\$59.90	
	Exc Award (06/30/2017)																	
144775	Coimbatore Sri Subaganesh Industrial Estate	12/31/2020	Cancelled(8*)	0	0	24	-24	-100.00%	21	4	1		None	P,S,T,M,VP SC	8	90+ Days		
136750	Coimbatore Stars	11/13/2018	Active	15	0	1	-1	-6.25%	26	6	0			N S,M	3			
	Exc Award (06/30/2023)																	
150007	Coimbatore Superior Kings	03/25/2022	Active(1)	30	4	3	1	3.45%	36	2	0			N M	3	90+ Days		
53946	COIMBATORE SUPREME	12/29/1992	Active	58	2	0	2	3.57%	55		2			T,M,VP,SC	0			
	Exc Award (06/30/2018, 06/30/2019, 06/30/2020)																	



Club Health Assessment for District 324 C through April 2025

			Status	Membership							Reports					Finance		LCIF
Club Number	Club Name	Charter Date		Current Member Count	YTD Members Added	YTD Members Dropped	YTD Net Growth	YTD Net Growth%	Member Count 12 Months Ago	Avg. length of service for dropped members	Months Since Last MMR ***	Yrs. Since Last Officer Report	President Rotation	Vice President Reported ****	Months Since Last Activity Report ***	Account Balance	Donations for current Fiscal Year	
			Number of times on status quo within last two years	If below 15 members appears				If net loss is greater than 20% appears			If no report in 3 months appears in	When more than one year appears in	Number of repeat terms	Notes the officers that do not have an active	If no report at 12 months appears in red			
103664	COIMBATORE TIDELL CITY	09/18/2008	Active	67	4	6	-2	-2.90%	101	8	3			VP,SC	0	90+ Days	\$23.96	
	Exc Award (06/30/2017, 06/30/2018, 06/30/20																	
152883	Coimbatore Top City	03/06/2023	Active	17	0	0	0	0.00%	20		10			N M,SC	8			
148136	Coimbatore Udhayam	10/07/2021	Active(2)	16	0	0	0	0.00%	36		10			N P	8			
138317	Coimbatore Vyasar	05/29/2019	Cancelled(8*)	0	0	45	-45	-100.00%	45	5	4	1	None	P,S,T,M,VP SC	8			
110126	KOLUMAM	01/14/2011	Active(1)	18	0	0	0	0.00%	19		6			N P	4	90+ Days	\$999.94	
	Exc Award (06/30/2018, 06/30/2022)																	
42898	KOTAGIRI	06/14/1983	Active(1)	40	1	0	1	2.56%	39		5			N S,M	0			
	Exc Award (06/30/2019)																	
103415	KOVAI PUNJAI PULIAMPATTI	08/14/2008	Cancelled(8*)	0	0	24	-24	-100.00%	24	11	4	1	None	P,S,T,M,VP SC	9			
	Exc Award (06/30/2017)																	
103666	KURICHI INDUSTRIAL ESTATE	09/18/2008	Active	126	17	162	-145	-53.51%	268	10	0		2	T,VP,SC	3		\$999.94	
	Exc Award (06/30/2017, 06/30/2018, 06/30/20																	
48696	MADATHUKULAM	06/01/1988	Active	71	29	0	29	69.05%	39		9			N M,VP,SC	8			
	Exc Award (06/30/2017, 06/30/2019, 06/30/20																	
26474	NILGIRIS	01/12/1960	Active	39	0	6	-6	-13.33%	46	13	5			M,VP,SC	9			
	Exc Award (06/30/2018)																	
35262	OOTACAMUND	03/03/1978	Active	21	2	0	2	10.53%	20		3			VP,SC	9		\$23.96	
	Exc Award (06/30/2018, 06/30/2019, 06/30/20																	
148197	Ootacamund Kings	10/07/2021	Active	24	3	4	-1	-4.00%	52	3	2			VP	7			
	Exc Award (06/30/2024)																	
58352	OOTY CROWN	05/29/1996	Active	11	0	0	0	0.00%	11		22			R P,T,M,VP,SC	8			
	Exc Award (06/30/2018)																	
51159	OOTY TOWN	12/28/1990	Active	39	0	0	0	0.00%	40		11		2	R T,M,VP	9		\$119.80	
	Exc Award (06/30/2017, 06/30/2018, 06/30/20																	
43827	PALLADAM	04/24/1984	Active	78	13	8	5	6.85%	98	13	0			R T,M,VP	3			
	Exc Award (06/30/2017, 06/30/2019, 06/30/20																	
144587	Palladam Friends	01/06/2021	Active(1)	24	2	3	-1	-4.00%	26	3	0			S,T,M,VP,SC	8			



Club Health Assessment for District 324 C through April 2025

			Status	Membership							Reports					Finance		LCIF	
Club Number	Club Name	Charter Date		Current Member Count	YTD Members Added	YTD Members Dropped	YTD Net Growth	YTD Net Growth%	Member Count 12 Months Ago	Avg. length of service for dropped members	Months Since Last MMR ***	Yrs. Since Last Officer Report	President Rotation	Vice President Reported ****	Months Since Last Activity Report ***	Account Balance	Donations for current Fiscal Year		
			Number of times on status quo within last two years	If below 15 members appears					If net loss is greater than 20% appears					If no report in 3 months appears in	When more than one year appears in	Number of repeat terms	Notes the officers that do not have an active	If no report at 12 months appears in red	
Exc Award (06/30/2022)																			
107678	PANNIMADAI	02/25/2010	Cancelled(8*)	0	0	31	-31	-100.00%	166	9	1		None	P,S,T,M,VP SC	9	90+ Days			
Exc Award (06/30/2017, 06/30/2018)																			
147035	Periya Negamam	07/06/2021	Cancelled(8*)	0	0	20	-20	-100.00%	20	3	26	2	None	P,S,T,M,VP SC	8	90+ Days			
26497	POLLACHI	03/14/1965	Active	70	5	0	5	7.69%	81		0			N M,VP	3		\$999.94		
Exc Award (06/30/2018, 06/30/2019, 06/30/2020)																			
138395	Pollachi Agni	05/29/2019	Active(1)	39	3	16	-13	-25.00%	52	4	3			N S,T,VP	3				
123977	Pollachi Centrall	01/15/2015	Active	32	0	56	-56	-63.64%	86	5	0			R S,VP	6				
Exc Award (06/30/2017, 06/30/2018, 06/30/2020)																			
141678	Pollachi Elite	06/11/2020	Active	22	0	0	0	0.00%	39		10			N P,T,M	9				
144498	Pollachi Excellence	01/04/2021	Active	20	2	4	-2	-9.09%	22	2	3			N	3				
Exc Award (06/30/2022)																			
134992	Pollachi Grand	06/19/2018	Active	17	0	0	0	0.00%	17		11			N P,T	9				
123100	Pollachi Pride	09/10/2014	Active(1)	18	1	10	-9	-33.33%	33	2	2			N P,T	2				
Exc Award (06/30/2017, 06/30/2019, 06/30/2020)																			
126404	Pollachi Royals	01/13/2016	Active	35	7	1	6	20.69%	47	1	4			N	0				
Exc Award (06/30/2017)																			
123011	Pollachi South	08/26/2014	Active	70	6	140	-134	-65.69%	203	6	0		None	P,T,M,VP,SC T,M,VP,SC	3				
119789	Pollachi Sree Ramu College Campus	06/25/2013	Active	150	8	66	-58	-27.88%	208	6	0				8				
Exc Award (06/30/2018)																			
84566	POLLACHI SUCCESS	12/21/2004	Active(1)	20	0	2	-2	-9.09%	26	5	0		2	R P,T,VP	8				
132084	Pollachi Western Ghats	07/04/2017	Active	109	0	0	0	0.00%	109		12		3	N S,T,M,VP,SC	9				
Exc Award (06/30/2018)																			
63885	POLLACHI-LIBERTY	01/02/2001	Active	43	0	0	0	0.00%	41		11		2	P,S,VP,SC	9				
Exc Award (06/30/2017, 06/30/2022)																			
142519	Sethumadai	08/26/2020	Active	70	0	42	-42	-37.50%	112	4	0		2	M,VP,SC	9				
110352	SIRUKKALANTHAI	02/17/2011	Active(1)	46	1	0	1	2.22%	45		2		2	N S,T	8				
Exc Award (06/30/2017)																			




Club Health Assessment for District 324 C through April 2025

			Status	Membership							Reports					Finance	LCIF	
Club Number	Club Name	Charter Date		Current Member Count	YTD Members Added	YTD Members Dropped	YTD Net Growth	YTD Net Growth%	Member Count 12 Months Ago	Avg. length of service for dropped members	Months Since Last MMR ***	Yrs. Since Last Officer Report	President Rotation	Vice President Reported ****	Months Since Last Activity Report ***	Account Balance	Donations for current Fiscal Year	
			Number of times on status quo within last two years	If below 15 members appears				If net loss is greater than 20% appears			If no report in 3 months appears in	When more than one year appears in	Number of repeat terms	Notes the officers that do not have an active	If no report at 12 months appears in red			
43562	SULUR	02/27/1984	Active	73	1	6	-5	-6.41%	73	8	5			N	P,VP	9		\$5,366.86
	Exc Award (06/30/2017, 06/30/2018, 06/30/2019)																	
131756	Sulur Airwing	07/04/2017	Cancelled(8*)	0	0	16	-16	-100.00%	25	6	4		None		P,S,T,M,VP SC	8	90+ Days	
	Exc Award (06/30/2018)																	
142172	Sulur Excellence	07/21/2020	Active(1)	19	0	0	0	0.00%	46		4		2	N	M,VP,SC	3		
	Exc Award (06/30/2022)																	
119615	Sulur Golden City	06/12/2013	Active(1)	26	0	0	0	0.00%	37		0			N	VP	3		
	Exc Award (06/30/2017, 06/30/2018, 06/30/2019)																	
131894	Sulur Greater	07/04/2017	Active	20	2	0	2	11.11%	18		4		2	R	P,T,M	3	90+ Days	
	Exc Award (06/30/2018)																	
151458	Sulur New Central	06/22/2022	Cancelled(8*)	0	0	20	-20	-100.00%	20	3	4		None		P,S,T,M,VP SC	9	90+ Days	
99139	SULUR TOWN	04/17/2007	Active(1)	75	7	82	-75	-50.00%	147	5	0			R		1		\$999.94
	Exc Award (06/30/2018, 06/30/2021, 06/30/2022)																	
142014	Sulur Vithaigal	07/08/2020	Cancelled(8*)	0	0	46	-46	-100.00%	47	3	4		None		P,S,T,M,VP SC	9	90+ Days	
26509	TIRUPUR	12/19/1961	Active	183	0	5	-5	-2.66%	221	17	3			N	T,SC	0		\$1,537.70
	Exc Award (06/30/2017, 06/30/2021, 06/30/2022)																	
104933	TIRUPUR EAST	04/16/2009	Active	57	0	19	-19	-25.00%	107	7	2		2		S,T,M,VP,SC	8		\$29.95
	Exc Award (06/30/2017, 06/30/2019, 06/30/2020)																	
103914	TIRUPUR KNIT CITY	11/05/2008	Active	33	1	7	-6	-15.38%	37	4	4				S,M,VP,SC	3		\$999.94
	Exc Award (06/30/2022, 06/30/2023)																	
125283	Tirupur Anchor	07/31/2015	Active	49	4	11	-7	-12.50%	53	6	1			IP	M	3		\$999.94
	Exc Award (06/30/2017, 06/30/2018, 06/30/2019)																	
62092	TIRUPUR CENTRAL	06/14/1999	Active	119	8	15	-7	-5.56%	267	9	0			R	P,S,M,VP,SC	1		\$59.90
	Exc Award (06/30/2018, 06/30/2019)																	
119718	Tirupur Cotton City	06/25/2013	Active	27	7	0	7	35.00%	36		3			R		0		\$1,999.85
	Exc Award (06/30/2018)																	
117441	TIRUPUR GREATER	07/23/2012	Active	270	2	150	-148	-35.41%	417	11	0			N	M	1		\$20.00
	Exc Award (06/30/2018, 06/30/2023)																	
129357	Tirupur Kumaran	11/08/2016	Active	47	0	0	0	0.00%	59		11		2	R	M,VP,SC	3		



Club Health Assessment for District 324 C through April 2025

			Status	Membership							Reports					Finance		LCIF
Club Number	Club Name	Charter Date		Current Member Count	YTD Members Added	YTD Members Dropped	YTD Net Growth	YTD Net Growth%	Member Count 12 Months Ago	Avg. length of service for dropped members	Months Since Last MMR ***	Yrs. Since Last Officer Report	President Rotation	Vice President Reported ****	Months Since Last Activity Report ***	Account Balance	Donations for current Fiscal Year	
			Number of times on status quo within last two years	If below 15 members appears					If net loss is greater than 20% appears			If no report in 3 months appears in	When more than one year appears in	Number of repeat terms	Notes the officers that do not have an active	If no report at 12 months appears in red		
Exc Award (06/30/2018, 06/30/2022, 06/30/2025)			Active	86	9	0	9	11.69%	88		2			N	2			
84159	TIRUPUR MELVIN JONES	09/07/2004																
Exc Award (06/30/2017, 06/30/2018, 06/30/2025)			Active	16	2	4	-2	-11.11%	17	6	0			N	3			
110602	TIRUPUR MIDTOWN	03/28/2011																
Exc Award (06/30/2017, 06/30/2018)			Active	39	1	4	-3	-7.14%	42	7	7		2	M,VP,SC	3		\$59.90	
98123	TIRUPUR NORTH	12/07/2006																
Exc Award (06/30/2017, 06/30/2018, 06/30/2025)			Active(1)	30	0	0	0	0.00%	30		10			N	3			
144511	Tirupur Pandian	12/31/2020																
Exc Award (06/30/2022)			Active	39	6	2	4	11.43%	37	4	3			N	P,T,M	3		
126111	Tirupur South City	11/10/2015																
			Active(1)	42	9	14	-5	-10.64%	47	2	0			N	T,M,SC	0		
152890	Udumalai Central	11/03/2022																
			Active	16	0	0	0	0.00%	16		6			R	T,SC	3		
149896	Udumalai Servitor	03/03/2022																
			Active	110	4	2	2	1.85%	108	7	0			N	T,SC	2		\$11.95
29328	UDUMALPET	05/16/1974																
Exc Award (06/30/2017, 06/30/2018, 06/30/2025)			Active	51	1	0	1	2.00%	49		1			R	VP	0		
53336	UDUMALPET EAST	06/19/1992																
Exc Award (06/30/2018, 06/30/2022)			Cancelled(8*)	0	0	8	-8	-100.00%	46	2	4		None	P,S,T,M,VP SC	8	90+ Days		
131944	Udumalpet Royals	07/04/2017																
Exc Award (06/30/2018, 06/30/2022)			Active	23	0	0	0	0.00%	23		13	1	None	P,S,T,M,VP SC	8			
49184	VALAVADI	01/25/1989																
Exc Award (06/30/2018)																		

Clubs Cancelled Previous Fiscal Year – Clubs Cancelled within last 12 months may be reinstated

Club Number	Club Name	Charter Date	Current Status*	Cancellation Date
111372	POLLACHI GREEN EARTH	06/16/2011	Cancelled(8*)	12/29/2023
135912	Pollachi Minnal	07/12/2018	Cancelled(6*)	05/29/2024
147250	Pollachi Nallar River Farmers	07/07/2021	Cancelled(8*)	12/29/2023
149007	Tirupur Mangalam	12/07/2021	Cancelled(8*)	12/29/2023
147530	Valparai Hills	07/16/2021	Cancelled(8*)	12/29/2023



Club Health Assessment for District 324 C through April 2025

Club Number			Club Name			Charter Date			Status					Membership					Reports					Finance		LCIF
									Current Member Count	YTD Members Added	YTD Members Dropped	YTD Net Growth	YTD Net Growth%	Member Count 12 Months Ago	Avg. length of service for dropped members	Months Since Last MMR ***	Yrs. Since Last Officer Report	President Rotation	Vice President Reported ****	Months Since Last Activity Report ***	Account Balance	Donations for current Fiscal Year				
									Number of times on status quo within last two years	If below 15 members appears			If net loss is greater than 20% appears			If no report in 3 months appears in			When more than one year appears in	Number of repeat terms	Notes the officers that do not have an active		If no report at 12 months appears in red			
Current Total Clubs Count	YTD New Clubs Count	YTD Cancelled Clubs Count	YTD Net Club Gain	Current Total Members Count	YTD Add	YTD Drop	YTD Net Growth	YTD Net Growth %	Member Count 12 Months Ago	Average Member Count Per Club	% of Clubs with less than 20 members	% No MMR in 3 Months	% No Officer Report in 12 Months	% of Clubs with balance 90+ days	Number of Clubs in Status Quo	% Status Quo Clubs in Financial Suspension	Number of Cancelled Clubs	Average Cancelled Club Age	Members Lost Due to Cancellation	% of Clubs Cancelled for Non-Financial Reasons						
127	13	19	-6	5,005	6651	436	-771	-13.35%	7,012	39	17%	54%	2%	6%	0	0%	19	7	420	-21%						

* - P - Priority Club. Cancellation Reasons: 1-Objectives/conduct, 2-Non-active club, 5-Non-existing club, 6-Disbanding, 7-Merger, 8-Financial Suspension, 9-District/Multiple District Dues.

** - Abbreviation: P-President, S-Secretary, T-Treasurer, M-Member Chairperson, VP-First Vice President, MC-Communications Chairperson, SC-Service Chairperson

*** - Abbreviation: N/R - Never reported using the Lions Clubs website, N/A - Not applicable, No password registered for the Lions Clubs website.

**** - Abbreviation: N - New, IP - Immediate Past, R - Repeat.



Club Health Assessment for District 324 D through April 2025

			Status	Membership							Reports					Finance		LCIF
Club Number	Club Name	Charter Date		Current Member Count	YTD Members Added	YTD Members Dropped	YTD Net Growth	YTD Net Growth%	Member Count 12 Months Ago	Avg. length of service for dropped members	Months Since Last MMR ***	Yrs. Since Last Officer Report	President Rotation	Vice President Reported ****	Months Since Last Activity Report ***	Account Balance	Donations for current Fiscal Year	
			Number of times on status quo within last two years	If below 15 members appears				If net loss is greater than 20% appears			If no report in 3 months appears in	When more than one year appears in	Number of repeat terms	Notes the officers that do not have an active	If no report at 12 months appears in red			
Clubs less than two years old																		
180751	Coimbatore Chandra Foundation	03/21/2025	Newly Chartered	20	20	0	20	100.00%	0		1			M,VP,SC	N/A			
176506	Coimbatore Cheran Kings	07/26/2024	Active(1)	19	39	20	19	100.00%	0	2	1			P,M,VP,SC	N/R			
177948	Coimbatore Crystal	08/27/2024	Active	19	20	1	19	100.00%	0	0	0			M,VP,SC	6		\$70.01	
156221	Coimbatore Ganapathy Supreme	09/30/2023	Active(1)	20	20	20	0	0.00%	20	1	2		2	T,M,VP,SC	N/R	90+ Days		
156232	Coimbatore Helping Soldiers	09/30/2023	Active(1)	10	0	0	0	0.00%	20		1			T,M,VP,SC	2			
155660	Coimbatore Information Technology	09/28/2023	Active(1)	20	0	0	0	0.00%	20		15	1	None	P,S,T,M,VP SC	N/A			
156170	Coimbatore Kavery	09/28/2023	Cancelled(8*)	0	0	27	-27	-100.00%	27	1	19	1	None	P,S,T,M,VP SC	N/R	90+ Days		
176447	Coimbatore Manickam	07/28/2024	Active(1)	20	40	20	20	100.00%	0	5	1		2	M,VP,SC	N/R			
178717	Coimbatore Muthu	09/24/2024	Active	20	20	0	20	100.00%	0		7			T,M,VP,SC	N/R			
171719	Coimbatore R S Puram East	06/03/2024	Active	19	0	1	-1	-5.00%	0	1	0		2	S,T,M,VP,SC	N/R			
155679	Coimbatore Singai Anbu Karangal	08/22/2023	Cancelled(8*)	0	0	20	-20	-100.00%	20	1	20	1	None	P,S,T,M,VP SC	N/R	90+ Days		
156130	Coimbatore Town Hall	09/28/2023	Cancelled(8*)	0	0	20	-20	-100.00%	20	1	19	1	None	P,S,T,M,VP SC	N/A	90+ Days		
156242	Coimbatore Vellingiri Hills	09/28/2023	Active(1)	20	0	0	0	0.00%	20		1			M,VP,SC	N/R			
Clubs more than two years old																		
45545	ANNUR TOWN	11/11/1985	Active	72	10	0	10	16.13%	130		5			M,VP,SC	1		\$1,608.68	
Exc Award (06/30/2017, 06/30/2018, 06/30/20																		
103785	COIMBATORE KONGU	10/10/2008	Active	31	0	1	-1	-3.13%	40	7	4			N	0			
Exc Award (06/30/2016, 06/30/2017, 06/30/20																		
117528	COIMBATORE ACHIEVERS	08/07/2012	Active(1)	21	5	0	5	31.25%	27		9			M,VP,SC	9			
Exc Award (06/30/2017, 06/30/2023)																		
44327	COIMBATORE AIRPORT	10/29/1984	Active	46	14	2	12	35.29%	34	17	0			M,VP	18		\$3,140.75	
Exc Award (06/30/2017, 06/30/2018, 06/30/20																		
142012	Coimbatore Akilam	07/06/2020	Active(1)	13	0	3	-3	-18.75%	16	8	1		2	R S,M,SC	13			
142880	Coimbatore Anaikatti	12/15/2020	Active(1)	17	0	0	0	0.00%	17		10	1	None	P,S,T,M,VP SC	20			



Club Health Assessment for District 324 D through April 2025

			Status	Membership							Reports					Finance		LCIF
Club Number	Club Name	Charter Date		Current Member Count	YTD Members Added	YTD Members Dropped	YTD Net Growth	YTD Net Growth%	Member Count 12 Months Ago	Avg. length of service for dropped members	Months Since Last MMR ***	Yrs. Since Last Officer Report	President Rotation	Vice President Reported ****	Months Since Last Activity Report ***	Account Balance	Donations for current Fiscal Year	
			Number of times on status quo within last two years	If below 15 members appears				If net loss is greater than 20% appears			If no report in 3 months appears in	When more than one year appears in	Number of repeat terms		Notes the officers that do not have appears in an active	If no report at 12 months red		
101885	COIMBATORE ANNA NAGAR	05/14/2008	Active	49	0	0	0	0.00%	62		2			N	T,M	2		
	Exc Award (06/30/2023)																	
135190	Coimbatore Aram	06/20/2018	Cancelled(8*)	0	0	7	-7	-100.00%	4	20	3	1	None		P,S,T,M,VP SC	20	90+ Days	
135971	Coimbatore Aristo	08/03/2018	Active(1)	55	0	0	0	0.00%	57		10			N	VP,SC	12		
	Exc Award (06/30/2022, 06/30/2023)																\$206.05	
153334	Coimbatore Avarampalayam	02/02/2023	Active(2)	3	0	0	0	0.00%	3		5	1	None		P,S,T,M,VP SC	20		
117838	COIMBATORE BLESSING	09/17/2012	Active	18	2	3	-1	-5.26%	19	11	0			N	P,S,T,M,VP SC	9		
	Exc Award (06/30/2017)																	
139213	Coimbatore Clusters	07/22/2019	Active(1)	25	0	0	0	0.00%	25		14	1	None		P,S,T,M,VP SC	20	90+ Days	
57393	COIMBATORE ELITE	10/02/1995	Active(1)	27	0	3	-3	-10.00%	30	33	8				S,T,M,VP,SC	18	90+ Days	
	Exc Award (06/30/2017, 06/30/2018)																	
44910	COIMBATORE GANDHIPURAM	04/04/1985	Active(1)	4	0	0	0	0.00%	4		20	1	None		P,S,T,M,VP SC	20		
152299	Coimbatore Gem	08/31/2022	Active	17	0	0	0	0.00%	46		10				P,S,T,M,VP SC	18		
100132	COIMBATORE GLOBAL	08/30/2007	Active	15	0	0	0	0.00%	15		21	1	None		P,S,T,M,VP SC	20		
126433	Coimbatore Gold	01/18/2016	Active(1)	5	0	0	0	0.00%	5		11				S,M,VP,SC	15		
	Exc Award (06/30/2017)																	
137986	Coimbatore Grand	04/17/2019	Active(1)	30	10	2	8	36.36%	25	0	0			N	P,T,M,VP	0		
	Exc Award (06/30/2023)																	
130745	Coimbatore Hill City	04/19/2017	Cancelled(8*)	0	0	54	-54	-100.00%	54	7	4	1	None		P,S,T,M,VP SC	21	90+ Days	
	Exc Award (06/30/2018)																	
138676	Coimbatore Idhayam	06/20/2019	Active(2)	14	0	0	0	0.00%	14		11		2		M,VP,SC	20		
52351	COIMBATORE IND CITY	12/26/1991	Active(1)	16	16	19	-3	-15.79%	25	12	1		2		M,VP,SC	4		
	Exc Award (06/30/2017, 06/30/2019)																	
129663	Coimbatore Jupiter	12/19/2016	Active	33	4	7	-3	-8.33%	37	8	0		4	R	VP	8	90+ Days	
	Exc Award (06/30/2017)																	
153662	Coimbatore Kallapalayam	03/21/2023	Active	16	0	0	0	0.00%	16		11				S,M,VP,SC	20		
153663	Coimbatore Keeranatham Ignite	03/21/2023	Active(1)	20	0	0	0	0.00%	20		1				M,VP,SC	20		



Club Health Assessment for District 324 D through April 2025

			Status	Membership							Reports					Finance		LCIF
Club Number	Club Name	Charter Date		Current Member Count	YTD Members Added	YTD Members Dropped	YTD Net Growth	YTD Net Growth%	Member Count 12 Months Ago	Avg. length of service for dropped members	Months Since Last MMR ***	Yrs. Since Last Officer Report	President Rotation	Vice President Reported ****	Months Since Last Activity Report ***	Account Balance	Donations for current Fiscal Year	
			Number of times on status quo within last two years	If below 15 members appears				If net loss is greater than 20% appears			If no report in 3 months appears in	When more than one year appears in	Number of repeat terms	Notes the officers that do not have an active	If no report at 12 months appears in red			
148598	Coimbatore Kirthi	10/25/2021	Cancelled(8*)	0	0	15	-15	-100.00%	15	5	4	1	None	P,S,T,M,VP SC	20	90+ Days		
152302	Coimbatore Machegoundan Palayam	09/01/2022	Active(2)	38	0	0	0	0.00%	38		13			S,T,VP,SC	20			
57903	COIMBATORE MELVIN JONES	02/20/1996	Active(1)	15	2	3	-1	-6.25%	25	7	0			S,M,VP,SC	20			
	Exc Award (06/30/2017)																	
150905	Coimbatore Metrocity	06/20/2022	Active	13	0	0	0	0.00%	14		10		4	N	T,M,VP,SC	18	90+ Days	
135926	Coimbatore Metropolitan	08/07/2018	Active	20	2	1	1	5.26%	33	3	3			M,VP,SC	5			
	Exc Award (06/30/2023)																	
87793	COIMBATORE NEW CENTRAL	04/14/2005	Active	15	0	0	0	0.00%	15		20		3	T,M,VP,SC	20			
	Exc Award (06/30/2017)																	
151043	Coimbatore NFB	06/21/2022	Active	16	0	5	-5	-23.81%	21	3	0		4	M,VP,SC	12			
138163	Coimbatore Nightingale	06/03/2019	Active(1)	7	0	3	-3	-30.00%	30	2	0			S,T,M,VP,SC	12			
43125	COIMBATORE NORTH	10/21/1983	Active(2)	15	0	0	0	0.00%	15		17	2	None	P,S,T,M,VP SC	20			
	Exc Award (06/30/2017)																	
151009	Coimbatore Ondipudur Kings	06/21/2022	Cancelled(8*)	0	0	16	-16	-100.00%	16	2	4	1	None	P,S,T,M,VP SC	N/A	90+ Days		
153664	Coimbatore Peelamedu Riders	03/10/2023	Active(2)	20	0	0	0	0.00%	20		3			S,M,VP,SC	20			
48138	COIMBATORE PERIYANAICKENPALAYM	02/03/1988	Active	21	0	0	0	0.00%	21		0		7	M,VP,SC	1			
	Exc Award (06/30/2017, 06/30/2023)																	
129503	Coimbatore Presidency	11/30/2016	Active(1)	4	1	0	1	33.33%	7		3		3	M,VP,SC	20			
	Exc Award (06/30/2017, 06/30/2018, 06/30/2020)																	
63642	COIMBATORE PRESTIGE	10/23/2000	Active	12	1	9	-8	-40.00%	20	10	8		N	T,M,VP,SC	20			
	Exc Award (06/30/2017)																	
153660	Coimbatore Rabwin	03/21/2023	Active(2)	20	20	21	-1	-4.76%	21	2	1		3	M,VP,SC	20			
51158	COIMBATORE RACE COURSE	12/28/1990	Active	19	0	0	0	0.00%	19		14	1	None	P,S,T,M,VP SC	17			
	Exc Award (06/30/2017, 06/30/2022)																	
121242	Coimbatore Rainbow	01/28/2014	Active(2)	3	0	0	0	0.00%	3		16	1	None	P,S,T,M,VP SC	20			
139115	Coimbatore Rathinam	07/22/2019	Active(1)	175	0	0	0	0.00%	175		3			M,VP,SC	18			
	Exc Award (06/30/2022)																	



Club Health Assessment for District 324 D through April 2025

			Status	Membership							Reports					Finance		LCIF
Club Number	Club Name	Charter Date		Current Member Count	YTD Members Added	YTD Members Dropped	YTD Net Growth	YTD Net Growth%	Member Count 12 Months Ago	Avg. length of service for dropped members	Months Since Last MMR ***	Yrs. Since Last Officer Report	President Rotation	Vice President Reported ****	Months Since Last Activity Report ***	Account Balance	Donations for current Fiscal Year	
			Number of times on status quo within last two years	If below 15 members appears				If net loss is greater than 20% appears			If no report in 3 months appears in	When more than one year appears in	Number of repeat terms	Notes the officers that do not have appears in an active	If no report at 12 months red			
131897	Coimbatore Royals	07/04/2017	Cancelled(8*)	0	1	9	-8	-100.00%	9	6	1		None	P,S,T,M,VP SC	14	90+ Days		
148527	Coimbatore Saaral	10/04/2021	Active	7	0	0	0	0.00%	7		11		4	S,M,VP,SC	14			
	Exc Award (06/30/2022)																	
53945	COIMBATORE SAIBABA COLONY	12/29/1992	Active	27	0	5	-5	-15.63%	31	6	3			T,M,VP,SC	8			
	Exc Award (06/30/2019)																	
60331	COIMBATORE SANGAMAM	01/29/1998	Active	76	4	2	2	2.70%	74	0	1			S,T,M,VP,SC	4		\$4,121.00	
	Exc Award (06/30/2017, 06/30/2019, 06/30/20)																	
150559	Coimbatore Sangamithra	04/27/2022	Active	11	6	10	-4	-26.67%	15	2	0		R	T,SC	N/A	90+ Days		
152491	Coimbatore Saravanampatty IT Park	09/01/2022	Active(2)	17	0	0	0	0.00%	52		10		None	P,S,M,VP,SC	20			
135941	Coimbatore Semmozhi	07/26/2018	Active(2)	5	0	0	0	0.00%	5		15	1	None	P,S,T,M,VP SC	20			
44331	COIMBATORE SIDHAPUDUR	10/22/1984	Active	18	0	0	0	0.00%	19		6			R T	19			
147465	Coimbatore Siruvani	07/16/2021	Active	31	0	6	-6	-16.22%	36	3	7			N M,VP,SC	4			
	Exc Award (06/30/2022, 06/30/2023)																	
127117	Coimbatore Smart City	04/04/2016	Active(1)	20	1	2	-1	-4.76%	21	3	1		2	R T,M,VP,SC	4		\$1,000.30	
	Exc Award (06/30/2017, 06/30/2019, 06/30/20)																	
100411	COIMBATORE STAR VISION	10/23/2007	Active(1)	15	3	14	-11	-42.31%	28	5	0			S,T,M,VP,SC	20			
	Exc Award (06/30/2017, 06/30/2023)																	
148554	Coimbatore Sunrisers	10/07/2021	Active(2)	4	5	3	2	100.00%	13	11	2			M,VP,SC	16			
36775	COIMBATORE TEX-CITY	03/12/1979	Active	11	0	4	-4	-26.67%	19	5	1			P,M,VP,SC	18			
	Exc Award (06/30/2017)																	
153665	Coimbatore Thadagam	03/21/2023	Cancelled(8*)	0	0	20	-20	-100.00%	20	2	26	1	None	P,S,T,M,VP SC	20	90+ Days		
135167	Coimbatore Titanium	06/20/2018	Active(1)	0	0	0	0	0.00%	0		12	1	None	P,S,T,M,VP SC	20			
153661	Coimbatore Uppilpalayam	03/10/2023	Active(2)	10	4	0	4	66.67%	25		8			T,M,VP,SC	20		\$1,030.25	
152297	Coimbatore Varadharajapuram	02/02/2023	Active(1)	5	0	0	0	0.00%	5		1	1	None	P,S,T,M,VP SC	N/A			
102838	COIMBATORE VICTORY	06/26/2008	Active	25	0	0	0	0.00%	27		10		2	S,T,M,VP,SC	17	90+ Days		
	Exc Award (06/30/2017, 06/30/2018)																	
49015	COIMBATORE WEST	11/04/1988	Active(1)	27	5	0	5	22.73%	22		0			S,M,VP,SC	16			



Club Health Assessment for District 324 D through April 2025

			Status	Membership							Reports					Finance		LCIF		
Club Number	Club Name	Charter Date		Current Member Count	YTD Members Added	YTD Members Dropped	YTD Net Growth	YTD Net Growth%	Member Count 12 Months Ago	Avg. length of service for dropped members	Months Since Last MMR ***	Yrs. Since Last Officer Report	President Rotation	Vice President Reported ****	Months Since Last Activity Report ***	Account Balance	Donations for current Fiscal Year			
			Number of times on status quo within last two years	If below 15 members appears					If net loss is greater than 20% appears			If no report in 3 months appears in	When more than one year appears in	Number of repeat terms	Notes the officers that do not have an active	If no report at 12 months appears in red				
Exc Award (06/30/2019)			Active	24	4	2	2	9.09%	23	0	0			N	M	11				
45546 KARAMADAI 11/01/1985				35	3	10	-7	-16.67%	42	11	4				T,VP,SC	0				
Exc Award (06/30/2017)				19	1	0	1	5.56%	20		0			R	P,SC	1				
26491 METTUPALAYAM 04/30/1970				22	1	0	1	4.76%	28		4		2		P,M,VP,SC	20				
55044 SIRUMUGAI 11/11/1993				41	0	0	0	0.00%	42		11			N	S,T,M,SC	20				
Exc Award (06/30/2017, 06/30/2018, 06/30/2020)			Active																	
98246 THUDIYALUR 01/05/2007																				
Exc Award (06/30/2017)																				

Clubs Cancelled Previous Fiscal Year – Clubs Cancelled within last 12 months may be reinstated

Club Number	Club Name	Charter Date	Current Status*	Cancellation Date
95643	AVINASHI GOLDEN JUBILEE	02/15/2006	Cancelled(5*)	08/30/2023
142833	Coimbatore Abirami	09/09/2020	Cancelled(6*)	07/26/2023
138615	Coimbatore Amman Adimai	06/17/2019	Cancelled(6*)	07/26/2023
43290	COIMBATORE CHERAN	12/05/1983	Cancelled(5*)	08/29/2023
140897	Coimbatore Crown	02/10/2020	Cancelled(6*)	07/26/2023
152540	Coimbatore East	08/31/2022	Cancelled(8*)	09/29/2023
132012	Coimbatore Gandhipuram East	07/04/2017	Cancelled(8*)	09/29/2023
150988	Coimbatore Green Tree	06/21/2022	Cancelled(8*)	09/29/2023
125273	Coimbatore Greencity	06/23/2015	Cancelled(6*)	07/26/2023
137043	Coimbatore Gurukulam	01/16/2019	Cancelled(6*)	07/26/2023
148678	Coimbatore Kaalai Kadiravan	10/20/2021	Cancelled(8*)	02/29/2024
122193	Coimbatore Kings	05/14/2014	Cancelled(8*)	12/29/2023
138526	Coimbatore Knights	06/11/2019	Cancelled(6*)	07/26/2023
112168	COIMBATORE LIBERTY	09/06/2011	Cancelled(6*)	07/26/2023
140998	Coimbatore Magudam	02/17/2020	Cancelled(6*)	07/26/2023
138592	Coimbatore Mahaganapathy	06/17/2019	Cancelled(8*)	12/29/2023



Club Health Assessment for District 324 D through April 2025

			Membership										Reports					Finance		LCIF
Club Number	Club Name	Charter Date		Current Member Count	YTD Members Added	YTD Members Dropped	YTD Net Growth	YTD Net Growth%	Member Count 12 Months Ago	Avg. length of service for dropped members	Months Since Last MMR ***	Yrs. Since Last Officer Report	President Rotation	Vice President Reported ****	Months Since Last Activity Report ***	Account Balance	Donations for current Fiscal Year			
			Number of times on status quo within last two years	If below 15 members appears				If net loss is greater than 20% appears			If no report in 3 months appears in	When more than one year appears in	Number of repeat terms	Notes the officers that do not have an active	If no report at 12 months appears in red					
139214	Coimbatore Majestic	07/11/2019	Cancelled(8*)	12/29/2023																
63524	COIMBATORE MILLENNIUM	08/14/2000	Cancelled(5*)	08/29/2023																
142839	Coimbatore Navajeevan	10/06/2020	Cancelled(6*)	07/26/2023																
142873	COIMBATORE NEW TOWN	09/28/2020	Cancelled(8*)	12/29/2023																
147161	Coimbatore Oxytree	08/11/2021	Cancelled(8*)	09/29/2023																
137269	Coimbatore Pasumai	01/22/2019	Cancelled(6*)	07/26/2023																
125213	Coimbatore Platinum	06/18/2015	Cancelled(8*)	01/29/2024																
97592	COIMBATORE SILICON CITY	07/25/2006	Cancelled(8*)	11/29/2023																
147163	Coimbatore Sundarapuram	08/10/2021	Cancelled(8*)	09/29/2023																
152293	Coimbatore Vinayagapuram	08/31/2022	Cancelled(8*)	10/29/2023																
37726	POLLACHI EAST	11/16/1979	Cancelled(8*)	12/29/2023																
50188	POLLACHI PRINCE	02/09/1990	Cancelled(5*)	08/29/2023																
141207	Sirumugai East	03/13/2020	Cancelled(8*)	09/29/2023																
Current Total Clubs Count	YTD New Clubs Count	YTD Cancelled Clubs Count	YTD Net Club Gain	Current Total Members Count	YTD Add	YTD Drop	YTD Net Growth	YTD Net Growth %	Member Count 12 Months Ago	Average Member Count Per Club	% of Clubs with less than 20 members	% No MMR in 3 Months	% No Officer Report in 12 Months	% of Clubs with balance 90+ days	Number of Clubs in Status Quo	% Status Quo Clubs in Financial Suspension	Number of Cancelled Clubs	Average Cancelled Club Age	Members Lost Due to Cancellation	% of Clubs Cancelled for Non-Financial Reasons
70	5	9	-4	1,597	284	390	-106	-6.22%	1,963	23	53%	56%	17%	10%	0	0%	9	34	188	-167%

* - P - Priority Club. Cancellation Reasons: 1-Objectives/conduct, 2-Non-active club, 5-Non-existing club, 6-Disbanding, 7-Merger, 8-Financial Suspension, 9-District/Multiple District Dues.

** - Abbreviation: P-President, S-Secretary, T-Treasurer, M-Member Chairperson, VP-First Vice President, MC-Communications Chairperson, SC-Service Chairperson

*** - Abbreviation: N/R - Never reported using the Lions Clubs website, N/A - Not applicable, No password registered for the Lions Clubs website.

**** - Abbreviation: N - New, IP - Immediate Past, R - Repeat.



Club Health Assessment for District 324 E through April 2025

			Status	Membership							Reports					Finance	LCIF	
Club Number	Club Name	Charter Date		Current Member Count	YTD Members Added	YTD Members Dropped	YTD Net Growth	YTD Net Growth%	Member Count 12 Months Ago	Avg. length of service for dropped members	Months Since Last MMR ***	Yrs. Since Last Officer Report	President Rotation	Vice President Reported ****	Months Since Last Activity Report ***	Account Balance	Donations for current Fiscal Year	
			Number of times on status quo within last two years	If below 15 members appears			If net loss is greater than 20% appears				If no report in 3 months appears in	When more than one year appears in	Number of repeat terms	Notes the officers that do not have an active		If no report at 12 months appears in red		
Clubs less than two years old																		
178564	Andagalurgate	10/15/2024	Active	20	20	0	20	100.00%	0		0				M,VP	0		
178408	Arachalur Aram	10/07/2024	Active	31	31	0	31	100.00%	0		3				M,VP,SC	0		
177772	Attayampatti Aaditi	08/30/2024	Active	20	21	1	20	100.00%	0	0	0			N		0		\$52.11
178573	Belukuruchi	10/15/2024	Active	25	25	0	25	100.00%	0		0			N	M,SC	0		
176580	Erode Rainbow	07/26/2024	Active	26	26	0	26	100.00%	0		0				M,VP,SC	0		\$52.11
177975	Erode Yellow Sun city	10/17/2024	Active	22	22	0	22	100.00%	0		0				M,VP,SC	1		
176595	Hosur Arasan	08/16/2024	Active	22	22	0	22	100.00%	0		3			N	T,M,VP,SC	1		
173414	Hosur Elite	07/16/2024	Active	32	33	1	32	100.00%	0	0	6				M,VP,SC	1		
176642	Kambainallur	07/26/2024	Active	26	26	0	26	100.00%	0		2			N		1		\$95.84
155958	Kaveripattinam Kings	09/25/2023	Active	20	4	1	3	17.65%	21	1	0			N	SC	1		\$29.95
156396	Kolathur Stars	11/02/2023	Active	37	14	2	12	48.00%	25	1	0		2		S,T,M,VP,SC	0		\$50.31
178571	Nachipatty	10/15/2024	Active	25	25	0	25	100.00%	0		0			N	M,VP,SC	0		
180801	Nallampalli	02/11/2025	Newly Chartered	20	20	0	20	100.00%	0		0				M,VP,SC	0		
156395	Namagiripet Town	10/25/2023	Active	26	6	1	5	23.81%	21	1	0			N	P,T,M,SC	0		
157163	Namakkal Elite	03/14/2024	Active	18	2	4	-2	-10.00%	20	1	0		2		M,VP,SC	0		\$2,000.04
176736	Pennagaram	02/11/2025	Newly Chartered	20	20	0	20	100.00%	0		2			N		1		
173337	Pochampalli Sigaram	07/26/2024	Active	32	32	0	32	100.00%	0		0				S,T,M,VP,SC	1		
155784	Pottireddipatti	08/28/2023	Active	22	0	0	0	0.00%	22		13		2		S,T,M,VP,SC	1		
178716	Rasipuram Pudupatti	10/15/2024	Active	25	25	0	25	100.00%	0		0			N	M,VP,SC	0		
157694	Salem Bright City	03/14/2024	Active(1)	24	6	4	2	9.09%	22	1	0		2		S,T,M,VP,SC	1	90+ Days	
Exc Award (06/30/2024)																		
180474	Salem Nature	02/06/2025	Newly Chartered	20	20	0	20	100.00%	0		0			N	M,SC	1		
173866	Sendai Nanjundapuram	07/24/2024	Active	25	25	0	25	100.00%	0		0				M,VP,SC	0	90+ Days	



Club Health Assessment for District 324 E through April 2025

			Status	Membership							Reports					Finance		LCIF
Club Number	Club Name	Charter Date		Current Member Count	YTD Members Added	YTD Members Dropped	YTD Net Growth	YTD Net Growth%	Member Count 12 Months Ago	Avg. length of service for dropped members	Months Since Last MMR ***	Yrs. Since Last Officer Report	President Rotation	Vice President Reported ****	Months Since Last Activity Report ***	Account Balance	Donations for current Fiscal Year	
			Number of times on status quo within last two years	If below 15 members appears				If net loss is greater than 20% appears			If no report in 3 months appears in	When more than one year appears in	Number of repeat terms		Notes the officers that do not have an active	If no report at 12 months appears in red		
174688	Sendai Ponnarkulam	07/24/2024	Active	25	25	0	25	100.00%	0		0			N	M,VP,SC	0	90+ Days	
176713	Sendai Thuthikulam	08/30/2024	Active	25	25	0	25	100.00%	0		4				M,VP,SC	0	90+ Days	
155785	Thirumanur Village	08/29/2023	Active	21	0	0	0	0.00%	21		8		2	N		1		
Exc Award (06/30/2024)																		
155787	Valayapatty	08/28/2023	Active(1)	15	1	7	-6	-28.57%	21	1	0		2		S,T,M,VP,SC	1		
172802	Valayapatty Pasumai	07/15/2024	Active	20	20	0	20	100.00%	0		0			N	M	1		
Clubs more than two years old																		
46674	ANTHIYUR THAVITTUPALAYAM	11/03/1986	Active	45	5	2	3	7.14%	42	9	0		2		S,T,M,VP,SC	0		
Exc Award (06/30/2020, 06/30/2023)																		
152303	Attayampatti Tex City	09/13/2022	Active	22	4	2	2	10.00%	25	5	1				VP,SC	0		
Exc Award (06/30/2023)																		
44786	ATTAYAMPATTY	03/01/1985	Active	32	3	0	3	10.34%	34		0			N	S,M,SC	0		\$736.15
Exc Award (06/30/2020, 06/30/2021, 06/30/2022)																		
26467	ATTUR	12/20/1969	Active	45	4	1	3	7.14%	50	7	0			N	VP,SC	0		\$50.31
Exc Award (06/30/2020, 06/30/2022, 06/30/2023)																		
122118	Attur Aadhavan	05/12/2014	Active	54	9	3	6	12.50%	49	4	0			N	VP	0		\$1,000.02
Exc Award (06/30/2022, 06/30/2023, 06/30/2024)																		
144264	Attur Aditya	12/22/2020	Active	37	3	0	3	8.82%	34		3			N		0		\$766.39
Exc Award (06/30/2022, 06/30/2023, 06/30/2024)																		
50788	AVAL POONDURAI	06/27/1990	Active	137	1	0	1	0.74%	139		0			R	T,SC	0		\$1,904.71
Exc Award (06/30/2020, 06/30/2022, 06/30/2023)																		
57987	AYOTHIAPPATNAM RICE CITY	03/15/1996	Active	96	10	1	9	10.34%	94	9	0			R	VP	0		\$1,051.51
Exc Award (06/30/2017, 06/30/2021)																		
121396	Ayothiyapattanam Ramar City	02/20/2014	Active	24	0	3	-3	-11.11%	29	9	0			N	P,T,VP,SC	1		
132544	Bagalur	09/05/2017	Active	26	7	2	5	23.81%	20	7	8		2	R	VP	1	90+ Days	
54345	BARUGUR	04/14/1993	Active	46	6	0	6	15.00%	40		0		None		P,T,M,VP,SC	0		\$1,000.02
Exc Award (06/30/2017, 06/30/2020, 06/30/2023)																		



Club Health Assessment for District 324 E through April 2025

			Status	Membership							Reports					Finance	LCIF
Club Number	Club Name	Charter Date		Current Member Count	YTD Members Added	YTD Members Dropped	YTD Net Growth	YTD Net Growth%	Member Count 12 Months Ago	Avg. length of service for dropped members	Months Since Last MMR ***	Yrs. Since Last Officer Report	President Rotation	Vice President Reported ****	Months Since Last Activity Report ***	Account Balance	Donations for current Fiscal Year
			Number of times on status quo within last two years	If below 15 members appears				If net loss is greater than 20% appears			If no report in 3 months appears in	When more than one year appears in	Number of repeat terms	Notes the officers that do not have an active	If no report at 12 months appears in red		
26469	BHAVANI KOMARAPALAYAM	01/08/1970	Active	19	1	2	-1	-5.00%	20	21	0		2	N	1		
122892	Bhavani Komarapalayam Sangamam	08/06/2014	Active	18	4	0	4	28.57%	20		7			N	VP,SC	0	
57920	CHENNIMALAI	02/29/1996	Active	40	6	0	6	17.65%	34		0				T,M,VP,SC	0	\$141.36
	Exc Award (06/30/2023, 06/30/2024)																
134585	Dasappagounden Pudur	05/28/2018	Active(2)	16	7	3	4	33.33%	12	7	2				S,T,M,VP,SC	0	
57765	DENKANIKOTTA	01/23/1996	Active	15	1	9	-8	-34.78%	23	10	0				S,T,M,VP,SC	1	90+ Days
50305	DHARAPURAM CENTRAL	03/15/1990	Active	59	9	0	9	18.00%	51		0			N	M,SC	1	\$58.70
	Exc Award (06/30/2021, 06/30/2023)																
37201	DHARAPURAM TOWN L C	05/29/1979	Active	98	18	14	4	4.26%	95	5	0			N	T,M,VP	1	\$1,000.02
	Exc Award (06/30/2023)																
50789	DHARMAPURI TOWN	06/27/1990	Active	90	16	0	16	21.62%	75		0			N	S,M,SC	0	\$2,000.04
	Exc Award (06/30/2024)																
131154	Erampatti Town	06/07/2017	Active	32	1	2	-1	-3.03%	33	8	0			N	T,SC	1	
26479	ERODE	12/18/1961	Active	231	4	1	3	1.32%	234	2	0			N	T,SC	0	\$1,006.29
	Exc Award (06/30/2017)																
104445	ERODE MAARUTHI	01/22/2009	Cancelled(8*)	0	4	27	-23	-100.00%	23	12	0		None		P,S,T,M,VP SC	4	90+ Days
	Exc Award (06/30/2016)																
144389	Erode Ajanthaa	12/23/2020	Cancelled(8*)	0	0	23	-23	-100.00%	23	4	14	1	None		P,S,T,M,VP SC	14	90+ Days
135157	Erode Amaravathi	06/19/2018	Active	25	0	6	-6	-19.35%	31	3	0				VP,SC	1	
	Exc Award (06/30/2019, 06/30/2022)																
147633	Erode Aram	07/28/2021	Active	21	1	0	1	5.00%	20		0			R	M,SC	1	
	Exc Award (06/30/2022, 06/30/2024)																
125955	Erode Aspire	10/16/2015	Active	21	1	0	1	5.00%	21		9			N	P,T,VP	0	
84910	ERODE BVB	02/24/2005	Active	421	12	0	12	2.93%	409		0			N	P,T,SC	0	
	Exc Award (06/30/2019, 06/30/2020, 06/30/2021)																
50207	ERODE CAUVERY	02/15/1990	Active	104	14	12	2	1.96%	142	5	0			R		0	\$1,932.67
	Exc Award (06/30/2016, 06/30/2019, 06/30/2021)																
47318	ERODE CENTRAL	05/01/1987	Active	85	8	1	7	8.97%	81	2	0			R	VP	0	\$100.63



Club Health Assessment for District 324 E through April 2025

			Status	Membership							Reports					Finance		LCIF
Club Number	Club Name	Charter Date		Current Member Count	YTD Members Added	YTD Members Dropped	YTD Net Growth	YTD Net Growth%	Member Count 12 Months Ago	Avg. length of service for dropped members	Months Since Last MMR ***	Yrs. Since Last Officer Report	President Rotation	Vice President Reported ****	Months Since Last Activity Report ***	Account Balance	Donations for current Fiscal Year	
			Number of times on status quo within last two years	If below 15 members appears				If net loss is greater than 20% appears			If no report in 3 months appears in	When more than one year appears in	Number of repeat terms	Notes the officers that do not have an active	If no report at 12 months appears in red			
Exc Award (06/30/2023)																		
142025	Erode Champion	07/03/2020	Active	22	2	3	-1	-4.35%	25	4	0			M,VP,SC	0		\$822.52	
Exc Award (06/30/2024)																		
67245	ERODE COSMOS	02/11/2003	Active	47	6	1	5	11.90%	42	14	4		R	T,VP	0			
Exc Award (06/30/2019, 06/30/2020, 06/30/2021)																		
52415	ERODE EAST	01/10/1992	Active	75	12	0	12	19.05%	64		0			S,M,VP,SC	0		\$1,000.02	
Exc Award (06/30/2019, 06/30/2023)																		
115121	ERODE EXCELLENT	09/19/2011	Active	32	2	1	1	3.23%	34	4	4		R	M,VP	1			
Exc Award (06/30/2022)																		
46150	ERODE FORT	05/01/1986	Active(1)	21	2	0	2	10.53%	26		3		N	P,S,T,VP,SC	0			
99977	ERODE GOLDEN CITY	07/31/2007	Active	11	1	1	0	0.00%	11	0	0		N	T,VP,SC	1			
101455	ERODE KALINGARAAYAN	03/12/2008	Active	19	3	0	3	18.75%	18		0		N	M,VP	0			
123169	Erode Kurinchi	09/22/2014	Active	63	1	2	-1	-1.56%	65	6	0			P,S,T,VP,SC	1			
Exc Award (06/30/2022, 06/30/2023)																		
140648	Erode Master Heartfulness	01/06/2020	Active(1)	10	12	12	0	0.00%	10	4	2		2	M,VP,SC	1			
Exc Award (06/30/2022)																		
40956	ERODE MID TOWN	02/08/1982	Active	322	32	3	29	9.90%	311	11	0		N	SC	0		\$3,189.99	
Exc Award (06/30/2022)																		
58641	ERODE MILK CITY	08/07/1996	Active	32	1	0	1	3.23%	31		0		IP	T	0		\$29.95	
Exc Award (06/30/2019, 06/30/2022, 06/30/2023)																		
126026	Erode Navarathna	11/10/2015	Active	10	0	0	0	0.00%	10		0		3	P,M,VP,SC	1			
56268	ERODE NORTH	11/22/1994	Active	33	2	0	2	6.45%	35		0		N		0			
Exc Award (06/30/2021, 06/30/2022)																		
124607	Erode North Kings	04/08/2015	Active	25	6	1	5	25.00%	22	13	0		N	SC	0		\$51.51	
Exc Award (06/30/2016, 06/30/2022, 06/30/2023)																		
66636	ERODE PREMIER	09/27/2002	Active	39	3	0	3	8.33%	37		0		N	T,SC	1		\$599.09	
Exc Award (06/30/2017, 06/30/2022, 06/30/2023)																		
142022	Erode Red Fort	07/07/2020	Active	43	3	0	3	7.50%	40		0		N	S,T,SC	0		\$1,000.02	
Exc Award (06/30/2022, 06/30/2024)																		



Club Health Assessment for District 324 E through April 2025

			Status	Membership							Reports					Finance	LCIF	
Club Number	Club Name	Charter Date		Current Member Count	YTD Members Added	YTD Members Dropped	YTD Net Growth	YTD Net Growth%	Member Count 12 Months Ago	Avg. length of service for dropped members	Months Since Last MMR ***	Yrs. Since Last Officer Report	President Rotation	Vice President Reported ****	Months Since Last Activity Report ***	Account Balance	Donations for current Fiscal Year	
			Number of times on status quo within last two years	If below 15 members appears				If net loss is greater than 20% appears			If no report in 3 months appears in	When more than one year appears in	Number of repeat terms	Notes the officers that do not have an active	If no report at 12 months appears in red			
78699	ERODE SAKTHI	04/01/2004	Active	44	6	0	6	15.79%	39		0			N	1	90+ Days		
135037	Erode Sivagiri Exc Award (06/30/2021, 06/30/2023)	06/19/2018	Active(1)	26	0	4	-4	-13.33%	30	7	4		2	P,M,VP,SC	1			
138073	Erode Smart City	05/06/2019	Active	15	0	0	0	0.00%	15		12			N	P,T,SC		0	
66749	ERODE SOUTH Exc Award (06/30/2022)	10/31/2002	Active	29	2	0	2	7.41%	27		0			N	S,T		0	\$50.00
59885	ERODE STAR Exc Award (06/30/2016)	07/20/1997	Active	16	1	0	1	6.67%	17		0				P,M,VP	1		
53805	ERODE SUPREME Exc Award (06/30/2017)	11/09/1992	Active	341	67	22	45	15.20%	303	8	0			N		0	\$2,000.04	
58653	ERODE TURMERIC CITY Exc Award (06/30/2021, 06/30/2023)	08/26/1996	Active	58	1	2	-1	-1.69%	59	24	9			R	T,VP	1	\$60.38	
54223	ERODE UNIQUE Exc Award (06/30/2017, 06/30/2019, 06/30/2020)	03/11/1993	Active	35	0	2	-2	-5.41%	37	13	0			N		0	\$706.80	
132545	Erode Vishal Exc Award (06/30/2021, 06/30/2022)	09/18/2017	Active	28	1	0	1	3.70%	26		3			N	SC	0		
26480	GOBICHETTIPALAYAM Exc Award (06/30/2020, 06/30/2022, 06/30/2023)	09/14/1969	Active	107	19	15	4	3.88%	101	4	0			N		0	\$1,000.02	
140373	Gobichettipalayam Aatherai Exc Award (06/30/2022, 06/30/2023, 06/30/2024)	12/02/2019	Active	33	2	0	2	6.45%	32		1			N	T,VP	0	\$161.12	
151002	Gobichettipalayam Liafians	06/08/2022	Cancelled(8*)	0	0	32	-32	-100.00%	32	3	4		None		P,S,T,M,VP SC	5	90+ Days	
151090	Gobichettipalayam Prestige	06/15/2022	Active	38	2	3	-1	-2.56%	39	3	0		4	N	SC	0		
67144	GURUSAMY PALAYAM TAMIZHAN Exc Award (06/30/2023)	01/08/2003	Active(1)	24	0	12	-12	-33.33%	36	11	0			N	VP	0		
50145	HARUR Exc Award (06/30/2022, 06/30/2023)	01/29/1990	Active	74	4	4	0	0.00%	74	24	3			N	P	1	\$53.91	
34900	HOSUR Exc Award (06/30/2022, 06/30/2024)	12/12/1977	Active	103	20	1	19	22.62%	84	44	0			N		0	\$1,000.00	




Club Health Assessment for District 324 E through April 2025

			Status	Membership							Reports					Finance	LCIF
Club Number	Club Name	Charter Date		Current Member Count	YTD Members Added	YTD Members Dropped	YTD Net Growth	YTD Net Growth%	Member Count 12 Months Ago	Avg. length of service for dropped members	Months Since Last MMR ***	Yrs. Since Last Officer Report	President Rotation	Vice President Reported ****	Months Since Last Activity Report ***	Account Balance	Donations for current Fiscal Year
			Number of times on status quo within last two years	If below 15 members appears				If net loss is greater than 20% appears			If no report in 3 months appears in	When more than one year appears in	Number of repeat terms	Notes the officers that do not have an active	If no report at 12 months appears in red		
67140	HOSUR CASTLE Exc Award (06/30/2017)	01/21/2003	Active	55	10	0	10	22.22%	45		0			N SC	0		\$1,000.02
154183	Hosur Everest	04/24/2023	Active	63	25	0	25	65.79%	38		0			N SC	1		\$896.53
115798	HOSUR FLOWER CITY Exc Award (06/30/2023, 06/30/2024)	01/04/2012	Active	31	1	0	1	3.33%	30		6			S,T,M,VP,SC	0		\$2,018.29
136756	Hosur Galaxy Exc Award (06/30/2020, 06/30/2023, 06/30/2024)	11/23/2018	Active	35	2	10	-8	-18.60%	43	4	0			N	1		\$1,000.02
120095	Hosur Hills Exc Award (06/30/2022)	08/02/2013	Active	56	5	0	5	9.80%	54		0			N	0		\$3,000.04
67081	HOSUR IMPACT Exc Award (06/30/2020, 06/30/2022, 06/30/2024)	01/08/2003	Active	45	6	4	2	4.65%	47	1	0			VP	0		\$1,000.00
128402	Hosur Lake Exc Award (06/30/2022)	08/19/2016	Active	33	9	0	9	37.50%	25		3			N	1		\$1,100.63
105488	HOSUR MAGNUM	05/15/2009	Active	55	3	0	3	5.77%	60		1			N VP	0		\$1,050.63
135454	Hosur Melvin Jones Exc Award (06/30/2023)	07/27/2018	Active	27	15	0	15	125.00%	22		0		6	T,M,VP,SC	1		
135455	Hosur Pride Exc Award (06/30/2022)	07/27/2018	Active	64	6	1	5	8.47%	63	7	0			N T,M,VP,SC	0		
140369	Hosur Rose City Exc Award (06/30/2022)	12/26/2019	Active	30	5	3	2	7.14%	28	2	0			N	0		
44681	HOSUR SIPCOT INDUSTRIAL COMPLX Exc Award (06/30/2023)	02/14/1985	Active	54	1	0	1	1.89%	53		0			P,M,VP,SC	0		\$1,000.00
60273	IDAPPADI TEX CITY Exc Award (06/30/2020, 06/30/2022)	01/06/1998	Active	59	4	2	2	3.51%	57	13	0			N T	0		\$60.38
66940	KABILARMALAI Exc Award (06/30/2024)	12/16/2002	Active	29	2	7	-5	-14.71%	34	17	0			N M,VP,SC	1		
66753	KANDAMPALAYAM	10/31/2002	Active	36	0	0	0	0.00%	36		7			R S,M,SC	1		
45750	KANJIKOIL	01/06/1986	Active	91	10	0	10	12.35%	80		0			T,M,VP,SC	0		\$82.52



Club Health Assessment for District 324 E through April 2025

			Status	Membership							Reports					Finance		LCIF	
Club Number	Club Name	Charter Date		Current Member Count	YTD Members Added	YTD Members Dropped	YTD Net Growth	YTD Net Growth%	Member Count 12 Months Ago	Avg. length of service for dropped members	Months Since Last MMR ***	Yrs. Since Last Officer Report	President Rotation	Vice President Reported ****	Months Since Last Activity Report ***	Account Balance	Donations for current Fiscal Year		
			Number of times on status quo within last two years	If below 15 members appears					If net loss is greater than 20% appears			If no report in 3 months appears in	When more than one year appears in	Number of repeat terms	Notes the officers that do not have an active	If no report at 12 months appears in red			
Exc Award (06/30/2022, 06/30/2023)																			
132350	Karimangalam Vallal Kaari	08/04/2017	Active	30	4	1	3	11.11%	27	3	0			N	T,VP	0	90+ Days	\$949.55	
97905	KAVERIPATTINAM PENNAR	10/27/2006	Active(2)	17	0	3	-3	-15.00%	20	12	1			N	S,M,SC	0			
Exc Award (06/30/2023)																			
66323	KAVINDAPADI SUGAR CITY	06/27/2002	Active	23	20	43	-23	-50.00%	48	10	0			IP	S,T,M,SC	0			
Exc Award (06/30/2020, 06/30/2023)																			
136620	Kodumudi Taluk	11/23/2018	Active(1)	28	2	0	2	7.69%	26		0		None		P,T,M,VP,SC	0			
56963	KOMARAPALAYAM	05/22/1995	Active	36	5	2	3	9.09%	35	8	1			N		0		\$50.31	
Exc Award (06/30/2017)																			
47590	KOMARAPALAYAM CENTRAL	06/29/1987	Active	74	2	3	-1	-1.33%	77	15	0			N	M,SC	0		\$50.31	
Exc Award (06/30/2023)																			
102310	KOMARAPALAYAM TEX CITY	06/06/2008	Active	28	2	1	1	3.70%	27	5	3			N		1		\$30.01	
Exc Award (06/30/2018, 06/30/2020, 06/30/2023)																			
116990	KOMARAPALAYAM THALAPATHY	05/29/2012	Active	21	3	2	1	5.00%	20	3	2			N	P,T,VP	0		\$1,806.87	
26486	KRISHNAGIRI	01/21/1970	Active	39	3	0	3	8.33%	42		1		2	R	VP	1		\$40.25	
Exc Award (06/30/2023)																			
61602	MALLASAMUDARAM	03/08/1999	Active	53	2	0	2	3.92%	51		0			R	P,T,M,SC	1		\$760.77	
Exc Award (06/30/2019, 06/30/2020, 06/30/2023)																			
152228	Mangalapuram	08/22/2022	Active	4	0	8	-8	-66.67%	20	3	0		None		P,S,T,M,VP SC	1	90+ Days		
55238	MARANDAHALLI	01/24/1994	Active	30	4	1	3	11.11%	30	6	0			N	VP,SC	0			\$1,000.00
133674	Mathur Mango City	02/27/2018	Active	35	2	0	2	6.06%	35		0				M,VP,SC	0			\$1,000.00
Exc Award (06/30/2020, 06/30/2021, 06/30/2023)																			
62944	MOHANUR	03/20/2000	Active	49	2	0	2	4.26%	47		0			N	M	0		\$111.10	
Exc Award (06/30/2020, 06/30/2021, 06/30/2023)																			
128404	Mohanur Kaveri	08/11/2016	Active	28	3	1	2	7.69%	26	8	0			N	SC	0		\$109.90	
121213	Mulanur	01/24/2014	Active	27	5	0	5	22.73%	22		3		None		P,T,M,VP,SC	1			
116352	MULLUKURICHI KURINJI	03/21/2012	Active	28	0	1	-1	-3.45%	29	3	0				S,T,M,VP,SC	0			
Exc Award (06/30/2023)																			



Club Health Assessment for District 324 E through April 2025

			Status	Membership							Reports					Finance		LCIF
Club Number	Club Name	Charter Date		Current Member Count	YTD Members Added	YTD Members Dropped	YTD Net Growth	YTD Net Growth%	Member Count 12 Months Ago	Avg. length of service for dropped members	Months Since Last MMR ***	Yrs. Since Last Officer Report	President Rotation	Vice President Reported ****	Months Since Last Activity Report ***	Account Balance	Donations for current Fiscal Year	
			Number of times on status quo within last two years	If below 15 members appears				If net loss is greater than 20% appears			If no report in 3 months appears in	When more than one year appears in	Number of repeat terms	Notes the officers that do not have an active	If no report at 12 months appears in red			
64461	NAMAKKAL ANJANEYA	06/25/2001	Active	22	2	3	-1	-4.35%	23	5	0			N	T	1		\$1,000.02
126553	Namakkal Golden City	02/29/2016	Active	20	2	4	-2	-9.09%	23	4	3			R	P,VP,SC	0		\$52.71
142454	Namakkal Helen	08/11/2020	Active	19	1	0	1	5.56%	18		0			R	M,VP,SC	0		
	Exc Award (06/30/2023)																	
150402	Namakkal Helen Keller	04/04/2022	Active	26	1	0	1	4.00%	25		6			N	SC	0	90+ Days	\$1,000.02
125186	Namakkal Melvin Metro	06/17/2015	Active	57	4	1	3	5.56%	54	3	0			N	P	0		\$155.74
	Exc Award (06/30/2020, 06/30/2022)																	
63709	NAMAKKAL METRO	11/20/2000	Active(1)	26	2	0	2	8.33%	26		0			N	SC	0		\$29.95
	Exc Award (06/30/2020, 06/30/2022, 06/30/2023)																	
55257	NAMAKKAL ROCK CITY	01/28/1994	Active	86	30	1	29	50.88%	55	5	0		2	R	P,VP	0		\$899.00
60274	NAMAKKAL SOUTH	01/06/1998	Active	28	2	2	0	0.00%	30	4	0		None		P,T,M,VP,SC	1		\$35.94
100816	NAMAKKAL TOWN	12/18/2007	Active	38	7	3	4	11.76%	34	2	0			N	M,VP,SC	1		\$1,000.02
	Exc Award (06/30/2020, 06/30/2023)																	
105374	NAMBIYUR	04/27/2009	Active	34	1	3	-2	-5.56%	35	16	0			N	P,M,VP,SC	1		
	Exc Award (06/30/2024)																	
51397	PALACODE	03/06/1991	Active	44	3	0	3	7.32%	42		0				S,T,M,VP,SC	0		\$1,000.02
	Exc Award (06/30/2021, 06/30/2022, 06/30/2023)																	
46781	PALLIPALAYAM CENTRAL	12/01/1986	Active	33	3	1	2	6.45%	37	11	0			N	S,SC	0		\$32.34
	Exc Award (06/30/2020)																	
121480	Pallipalayam SPB Cheran	02/28/2014	Active	22	1	0	1	4.76%	21		0			R	M,VP	0		
	Exc Award (06/30/2021, 06/30/2023)																	
61262	PANNANDUR	11/18/1998	Active	21	4	5	-1	-4.55%	20	11	0		2	N	VP,SC	1		
	Exc Award (06/30/2023, 06/30/2024)																	
99522	PARAMATHY FORT	06/04/2007	Active	65	28	2	26	66.67%	39	10	0			N	M,SC	1		\$65.89
	Exc Award (06/30/2023)																	
77692	PERIYAMANALI	10/07/2003	Active	26	0	0	0	0.00%	26		9			N	M	0		\$50.43
	Exc Award (06/30/2020)																	
33389	PERUNDURAI	02/14/1977	Active	84	4	3	1	1.20%	83	7	3				S,T,M,VP,SC	1		\$197.67



Club Health Assessment for District 324 E through April 2025

			Status	Membership							Reports					Finance		LCIF
Club Number	Club Name	Charter Date		Current Member Count	YTD Members Added	YTD Members Dropped	YTD Net Growth	YTD Net Growth%	Member Count 12 Months Ago	Avg. length of service for dropped members	Months Since Last MMR ***	Yrs. Since Last Officer Report	President Rotation	Vice President Reported ****	Months Since Last Activity Report ***	Account Balance	Donations for current Fiscal Year	
			Number of times on status quo within last two years	If below 15 members appears					If net loss is greater than 20% appears			If no report in 3 months appears in	When more than one year appears in	Number of repeat terms	Notes the officers that do not have an active	If no report at 12 months appears in red		
Exc Award (06/30/2023, 06/30/2024)																		
64662	POCHAMPALLI TOWN	08/29/2001	Active	41	22	3	19	86.36%	35	13	0			N	S,M,SC	0		
Exc Award (06/30/2020, 06/30/2022, 06/30/2024)																		
57753	PUDANCHANTHAI	01/18/1996	Active	47	4	3	1	2.17%	46	6	0			N	P,T,M,VP	0		\$119.80
Exc Award (06/30/2020, 06/30/2022, 06/30/2024)																		
150759	Puduchatram	05/09/2022	Active	32	4	2	2	6.67%	29	2	0			N	P,T	0		\$32.34
Exc Award (06/30/2023, 06/30/2024)																		
26500	RASIPURAM	01/05/1970	Active	161	7	4	3	1.90%	168	17	0			N		0		\$1,000.00
Exc Award (06/30/2022, 06/30/2023, 06/30/2024)																		
138336	Rasipuram Kings	06/03/2019	Active	46	6	4	2	4.55%	44	4	0				M,VP	0		\$60.38
128682	Rayakottai Fort	09/12/2016	Active	26	10	2	8	44.44%	24	3	6		3	N	S	1		\$103.54
Exc Award (06/30/2022)																		
26502	SALEM	08/06/1960	Active	8	0	4	-4	-33.33%	12	28	0		2	R	T,M	0		
111373	SALEM AANANDHAM	06/16/2011	Active(1)	17	4	8	-4	-19.05%	28	4	1			N	P,S,T,M	1		
55535	SALEM AIRPORT	04/07/1994	Active	33	2	0	2	6.45%	38		3			R	S,VP,SC	0		\$1,000.02
Exc Award (06/30/2023)																		
42244	SALEM CENTRAL	01/26/1983	Active	12	0	0	0	0.00%	12		0		2		T,M,VP,SC	0		
42489	SALEM COSMOS	03/08/1983	Active	37	2	0	2	5.71%	37		0				S,M,VP,SC	0		\$575.12
Exc Award (06/30/2022)																		
66886	SALEM ELEGANT CITY	11/27/2002	Active	45	5	2	3	7.14%	45	23	0			R	T,VP	0		
Exc Award (06/30/2022)																		
152401	Salem Evergreen	09/06/2022	Active	23	0	1	-1	-4.17%	29	2	5			N	P	1		
140366	Salem Excel	12/16/2019	Active	38	12	10	2	5.56%	40	2	3		2		P,S,T,M,VP	1		\$1,050.33
Exc Award (06/30/2022)																		
56269	SALEM FAIRLANDS	11/22/1994	Active	31	9	5	4	14.81%	27	12	3		None		P,M,VP,SC	1		\$27.17
Exc Award (06/30/2024)																		
120239	Salem Galaxy	08/30/2013	Active	22	3	2	1	4.76%	22	1	0			N	S,T,VP	1		
120231	Salem Gems	08/29/2013	Active	23	2	0	2	9.52%	25		9			N	P,S,M,VP	0		\$23.96



Club Health Assessment for District 324 E through April 2025

			Status	Membership							Reports					Finance		LCIF
Club Number	Club Name	Charter Date		Current Member Count	YTD Members Added	YTD Members Dropped	YTD Net Growth	YTD Net Growth%	Member Count 12 Months Ago	Avg. length of service for dropped members	Months Since Last MMR ***	Yrs. Since Last Officer Report	President Rotation	Vice President Reported ****	Months Since Last Activity Report ***	Account Balance	Donations for current Fiscal Year	
			Number of times on status quo within last two years	If below 15 members appears					If net loss is greater than 20% appears			If no report in 3 months appears in	When more than one year appears in	Number of repeat terms	Notes the officers that do not have an active	If no report at 12 months appears in red		
Exc Award (06/30/2023)																		
66634	SALEM GOLDEN CITY	09/27/2002	Active	30	2	5	-3	-9.09%	33	10	0			M,VP,SC	0	90+ Days	\$33.21	
Exc Award (06/30/2020, 06/30/2021)																		
37649	SALEM GUGAI	10/30/1979	Active	18	6	0	6	50.00%	12		9			P,M,VP,SC	1			
Exc Award (06/30/2022, 06/30/2023)																		
51692	SALEM MAJESTIC	05/28/1991	Active	51	10	4	6	13.33%	49	8	0		N	VP	0		\$1,000.00	
Exc Award (06/30/2017, 06/30/2020, 06/30/2021)																		
49405	SALEM MANGO CITY	04/06/1989	Active	20	4	0	4	25.00%	17		1		2	T,M,VP,SC	1			
106817	SALEM MELVIN JONES	11/03/2009	Active	23	2	3	-1	-4.17%	36	24	0		2	R P,VP	1			
Exc Award (06/30/2023)																		
59913	SALEM MELVIN METRO	08/06/1997	Active	64	7	3	4	6.67%	60	1	0			S,M,VP,SC	1			
35263	SALEM METROPOLIS	03/27/1978	Active	21	4	0	4	23.53%	17		0		5	N M,VP,SC	0		\$999.31	
Exc Award (06/30/2024)																		
42899	SALEM MID TOWN	06/29/1983	Active	29	0	0	0	0.00%	29		11		2	T,M,VP,SC	1			
Exc Award (06/30/2023)																		
68609	SALEM MINERAL CITY	04/15/2003	Active	19	1	9	-8	-29.63%	27	11	0			N M	1			
Exc Award (06/30/2023)																		
152891	Salem Murugesan Institute of Technology Campus	03/16/2023	Active	11	0	0	0	0.00%	11		13	1	None	P,S,T,M,VP SC	3	90+ Days		
29706	SALEM NORTH	07/15/1974	Active	17	0	3	-3	-15.00%	18	24	4		5	R P,T,VP,SC	1			
115586	SALEM PAVALAM	02/01/2012	Cancelled(6*)	0	0	4	-4	-100.00%	11	5	9		None	P,S,T,M,VP SC	14	90+ Days		
Exc Award (06/30/2023)																		
153759	Salem Phoenix	03/06/2023	Active	23	9	7	2	9.52%	22	2	0			N		0	\$50.01	
Exc Award (06/30/2023, 06/30/2024)																		
89251	SALEM PLATINUM	09/09/2005	Active	37	3	1	2	5.71%	34	1	0			N VP	0		\$1,000.00	
Exc Award (06/30/2022, 06/30/2024)																		
109448	SALEM ROYAAL POWER	10/06/2010	Active	34	2	1	1	3.03%	39	1	0			N M,VP	1	90+ Days	\$987.89	
Exc Award (06/30/2022, 06/30/2024)																		
62006	SALEM STARS	05/20/1999	Active	10	0	0	0	0.00%	10		4		23	S,T,M,VP,SC	0			



Club Health Assessment for District 324 E through April 2025

Club Number	Club Name	Charter Date	Status	Membership							Reports					Finance	LCIF
				Current Member Count	YTD Members Added	YTD Members Dropped	YTD Net Growth	YTD Net Growth%	Member Count 12 Months Ago	Avg. length of service for dropped members	Months Since Last MMR ***	Yrs. Since Last Officer Report	President Rotation	Vice President Reported ****	Months Since Last Activity Report ***	Account Balance	Donations for current Fiscal Year
			Number of times on status quo within last two years	If below 15 members appears				If net loss is greater than 20% appears			If no report in 3 months appears in	When more than one year appears in	Number of repeat terms	Notes the officers that do not have an active	If no report at 12 months appears in red		
135456	Salem Super Kings	07/27/2018	Active(1)	18	3	6	-3	-14.29%	27	5	0			P,M,VP,SC	1		
115437	SALEM THAINADU	10/31/2011	Active	28	3	1	2	7.69%	26	0	0		2	R	T,M,VP,SC	0	
	Exc Award (06/30/2023)																
62983	SANKAGIRI FORT	03/27/2000	Active	35	0	6	-6	-14.63%	43	5	0			N	M	0	\$101.83
	Exc Award (06/30/2020, 06/30/2021, 06/30/2022)																
40398	SANKARI	09/03/1981	Active	24	0	0	0	0.00%	26		8			N	VP	1	
	Exc Award (06/30/2020, 06/30/2021, 06/30/2022)																
38226	SATHYAMANGALAM CITY	03/05/1980	Active	64	9	4	5	8.47%	59	3	0			N	M,VP,SC	0	\$167.71
	Exc Award (06/30/2017, 06/30/2023)																
123714	Sendamangalam Town	12/01/2014	Active	30	1	0	1	3.45%	29		0			N	VP,SC	0	
111157	SINGARAPETTAI	05/27/2011	Active	22	7	10	-3	-12.00%	25	5	0			N	T,M,SC	0	\$23.96
	Exc Award (06/30/2023)																
65010	SOLASIRAMANI	02/19/2002	Active	31	4	1	3	10.71%	28	6	0			N	P,T,VP	0	\$35.94
	Exc Award (06/30/2024)																
52036	THALAIVASAL	09/26/1991	Active	99	1	1	0	0.00%	99	34	0			N	T,M	1	
84009	THARAMANGALAM	08/15/2004	Active	29	1	0	1	3.57%	30		0		2		P,T,M,VP,SC	1	
	Exc Award (06/30/2020, 06/30/2023)																
57767	THOPPUR	01/23/1996	Active	27	1	0	1	3.85%	31		0			N	T,M,VP,SC	0	\$949.24
	Exc Award (06/30/2023)																
50168	TIRUCHENGODE	02/02/1990	Active	138	4	3	1	0.73%	135	4	0			N	T,VP	0	\$100.63
	Exc Award (06/30/2022, 06/30/2024)																
51398	UTHANGARAI	03/06/1991	Active	60	13	9	4	7.14%	58	9	1			N	VP,SC	0	
	Exc Award (06/30/2021, 06/30/2023)																
142735	Uthangarai Friends	09/15/2020	Active	26	2	1	1	4.00%	26	0	0			R	VP	0	\$59.90
	Exc Award (06/30/2021, 06/30/2022, 06/30/2023)																
111156	UTHANGARAI ROYAL	05/27/2011	Active(1)	23	1	0	1	4.55%	22		7			N	T	0	90+ Days
	Exc Award (06/30/2023)																
52835	VALAPADY	04/01/1992	Active	150	45	1	44	41.51%	110	19	0			N		1	\$2,000.02
	Exc Award (06/30/2020, 06/30/2021, 06/30/2022)																



Club Health Assessment for District 324 E through April 2025

			Status	Membership							Reports					Finance	LCIF
Club Number	Club Name	Charter Date		Current Member Count	YTD Members Added	YTD Members Dropped	YTD Net Growth	YTD Net Growth%	Member Count 12 Months Ago	Avg. length of service for dropped members	Months Since Last MMR ***	Yrs. Since Last Officer Report	President Rotation	Vice President Reported ****	Months Since Last Activity Report ***	Account Balance	Donations for current Fiscal Year
			Number of times on status quo within last two years	If below 15 members appears				If net loss is greater than 20% appears			If no report in 3 months appears in	When more than one year appears in	Number of repeat terms	Notes the officers that do not have an active	If no report at 12 months appears in red		
133675	Valapady Annai	02/16/2018	Active	36	7	0	7	24.14%	36		0			N VP	1		\$900.78
	Exc Award (06/30/2020, 06/30/2021, 06/30/2022)																
107814	VELAGOUNDAMPATTY	03/18/2010	Active	31	1	0	1	3.33%	31		0			R M,VP,SC	0		\$1,000.00
	Exc Award (06/30/2020, 06/30/2024)																
65004	VELLAKOVIL	02/19/2002	Active	45	8	0	8	21.62%	38		3		2	P,S,T,M,VP SC	0		
	Exc Award (06/30/2023)																
60956	VELUR	06/26/1998	Active	98	4	4	0	0.00%	98	3	0			N M,SC	1		\$119.80
	Exc Award (06/30/2023)																
135459	Yethapur Puthiragoundam Palayam Kings	07/27/2018	Cancelled(8*)	0	0	3	-3	-100.00%	3	5	4	1	None	P,S,T,M,VP SC	13	90+ Days	
	Exc Award (06/30/2023)																

Clubs Cancelled Previous Fiscal Year – Clubs Cancelled within last 12 months may be reinstated

Club Number	Club Name	Charter Date	Current Status*	Cancellation Date
153938	Bhavani Anthiyur Komarapalayam	04/28/2023	Cancelled(8*)	12/29/2023
119075	GURUSAMIPALAYAM	04/01/2013	Cancelled(6*)	08/29/2023
61078	SALEM SILVER CITY	08/10/1998	Cancelled(6*)	11/29/2023

Current Total Clubs Count	YTD New Clubs Count	YTD Cancelled Clubs Count	YTD Net Club Gain	Current Total Members Count	YTD Add	YTD Drop	YTD Net Growth	YTD Net Growth %	Member Count 12 Months Ago	Average Member Count Per Club	% of Clubs with less than 20 members	% No MMR in 3 Months	% No Officer Report in 12 Months	% of Clubs with balance 90+ days	Number of Clubs in Status Quo	% Status Quo Clubs in Financial Suspension	Number of Cancelled Clubs	Average Cancelled Club Age	Members Lost Due to Cancellation	% of Clubs Cancelled for Non-Financial Reasons
187	19	5	14	8,305	1,383	517	866	11.64%	7,762	44	13%	22%	1%	7%	0	0%	5	16	89	0%

* - P - Priority Club. Cancellation Reasons: 1-Objectives/conduct, 2-Non-active club, 5-Non-existing club, 6-Disbanding, 7-Merger, 8-Financial Suspension, 9-District/Multiple District Dues.

** - Abbreviation: P-President, S-Secretary, T-Treasurer, M-Member Chairperson, VP-First Vice President, MC-Communications Chairperson, SC-Service Chairperson

*** - Abbreviation: N/R - Never reported using the Lions Clubs website, N/A - Not applicable, No password registered for the Lions Clubs website.

**** - Abbreviation: N - New, IP - Immediate Past, R - Repeat.



Club Health Assessment for District 324 F through April 2025

			Status	Membership							Reports					Finance		LCIF
Club Number	Club Name	Charter Date		Current Member Count	YTD Members Added	YTD Members Dropped	YTD Net Growth	YTD Net Growth%	Member Count 12 Months Ago	Avg. length of service for dropped members	Months Since Last MMR ***	Yrs. Since Last Officer Report	President Rotation	Vice President Reported ****	Months Since Last Activity Report ***	Account Balance	Donations for current Fiscal Year	
			Number of times on status quo within last two years	If below 15 members appears					If net loss is greater than 20% appears			If no report in 3 months appears in	When more than one year appears in	Number of repeat terms	Notes the officers that do not have an active	If no report at 12 months appears in red		
Clubs less than two years old																		
174662	Adhirampattinam Honest	07/22/2024	Active	23	26	3	23	100.00%	0	0	2			N	6	90+ Days	\$71.88	
177506	Annavasal	08/14/2024	Active	22	25	3	22	100.00%	0	0	4			N	M,VP,SC			3
155080	Ariyalur Kings	08/03/2023	Active(1)	25	4	0	4	19.05%	23	1				M,VP,SC	N/R			
155086	Ariyalur Mid Town	07/17/2023	Active	35	7	1	6	20.69%	30	1	1			N	T,SC			6
Exc Award (06/30/2024)																		
155082	Bikshandarkoil Oscar	07/18/2023	Active	72	19	0	19	35.85%	53		5			N	6			
Exc Award (06/30/2024)																		
180469	Jayankondam Angels	02/06/2025	Newly Chartered	23	23	0	23	100.00%	0		0				M,VP,SC			N/R
175287	Karaikal Universal Virtual	08/01/2024	Active	17	23	6	17	100.00%	0	0	1			N	7			
155089	Karur Imayam	07/17/2023	Active	54	9	7	2	3.85%	63	1	0		2	R	1			
Exc Award (06/30/2024)																		
155090	Karur Paramathi	07/17/2023	Active	34	4	1	3	9.68%	32	1	0		2	N	M,SC	6		
Exc Award (06/30/2024)																		
175684	Komal	07/25/2024	Active(1)	20	21	1	20	100.00%	0	0	4			N	6	90+ Days		
156000	Kudanthai Kings	09/12/2023	Active	20	1	5	-4	-16.67%	26	1	0		2		VP			1
Exc Award (06/30/2024)																		
171436	Kumbakonam Heritage	05/15/2024	Active	43	18	0	18	72.00%	0		0		2	N	M	2	\$1,000.30	
172128	Lions Club of Mayiladuthurai Emperor	06/12/2024	Active	24	4	0	4	20.00%	0		0		2	N	VP	6	\$17.97	
181149	Mannargudi Magudam	03/31/2025	Newly Chartered	21	21	0	21	100.00%	0		1				VP,SC	N/A		
178441	Mannargudi Sigaram	10/07/2024	Active	30	30	0	30	100.00%	0		0			N	SC	3		
172215	Mayiladuthurai Elite	06/17/2024	Active	53	4	1	3	6.00%	0	10	1		2	N		3		
154375	Musiri Town	06/07/2023	Active	46	4	4	0	0.00%	46	1	0				T,M,VP,SC	9	\$85.06	
172051	Papanasam Atchaiyam	06/06/2024	Active	35	13	2	11	45.83%	0	7	0		2		M,VP,SC	3		
175650	Papanasam Velu Nachiyar	07/25/2024	Active	25	26	1	25	100.00%	0	0	0			N	SC	2	\$53.91	



Club Health Assessment for District 324 F through April 2025

			Status	Membership							Reports					Finance		LCIF
Club Number	Club Name	Charter Date		Current Member Count	YTD Members Added	YTD Members Dropped	YTD Net Growth	YTD Net Growth%	Member Count 12 Months Ago	Avg. length of service for dropped members	Months Since Last MMR ***	Yrs. Since Last Officer Report	President Rotation	Vice President Reported ****	Months Since Last Activity Report ***	Account Balance	Donations for current Fiscal Year	
			Number of times on status quo within last two years	If below 15 members appears				If net loss is greater than 20% appears			If no report in 3 months appears in	When more than one year appears in	Number of repeat terms	Notes the officers that do not have an active	If no report at 12 months appears in red			
181478	Paravakkottai	03/28/2025	Newly Chartered	21	21	0	21	100.00%	0		1			M,VP,SC	N/R			
155088	Perambalur Imayam	09/01/2023	Cancelled(8*)	0	0	20	-20	-100.00%	20	1	4	1	None	P,S,T,M,VP SC	N/A	90+ Days		
156131	Perambalur Kings	09/28/2023	Cancelled(8*)	0	0	36	-36	-100.00%	46	2	10		None	P,S,T,M,VP SC	15	90+ Days		
155085	Perambalur Supreme Star	07/17/2023	Active	21	0	0	0	0.00%	21		11		2	N	S,M,VP,SC	N/A		
175939	Peravurani Star	07/26/2024	Active	23	23	0	23	100.00%	0		4			T,M,VP,SC	4			
155104	Poompuhar Chozha Desam	08/21/2023	Cancelled(8*)	0	2	16	-14	-100.00%	21	1	4		None	P,S,T,M,VP SC	8	90+ Days		
154799	Pudukkottai Aram	06/20/2023	Active	24	9	6	3	14.29%	21	2	1			N	P,T,M,VP,SC	6	\$1,000.30	
	Exc Award (06/30/2024)																	
155087	Thanjavur Aadhavan	07/31/2023	Active	31	10	11	-1	-3.13%	36	2	0			R	P,T,M,VP	3		
	Exc Award (06/30/2024)																	
154681	Thanjavur Aura	06/19/2023	Cancelled(8*)	0	0	21	-21	-100.00%	21	1	4		None	P,S,T,M,VP SC	6	90+ Days		
	Exc Award (06/30/2024)																	
156468	Thanjavur Maharani	10/27/2023	Active(1)	30	2	0	2	7.14%	22		0			M,VP,SC	9		\$50.00	
175074	Thanjavur Pragadheeswarar	07/24/2024	Active	43	43	0	43	100.00%	0		3			N		4		
154820	Thanjavur Sigaram	06/19/2023	Active(1)	23	1	0	1	4.55%	22		8			N	T,M,VP,SC	8	\$47.92	
	Exc Award (06/30/2024)																	
154682	Thanjavur Supreme	06/19/2023	Active(1)	17	2	7	-5	-22.73%	22	3	9			S,T,M,VP,SC	1			
	Exc Award (06/30/2024)																	
176734	Thirumarugal Puthagaram	07/30/2024	Active	24	24	0	24	100.00%	0		0			M,VP,SC	1			
156315	Tiruchirappalli Galaxy	09/30/2023	Active(1)	21	0	4	-4	-16.00%	25	1	4		2	N	T,M	1		
	Exc Award (06/30/2024)																	
177411	Tiruchirappalli K K Nagar	08/16/2024	Active	21	21	0	21	100.00%	0		6			M,VP,SC	3			
155083	Tiruchirappalli Royal	07/17/2023	Active	35	10	10	0	0.00%	35	1	0			N		1		
	Exc Award (06/30/2024)																	
157310	Tiruvarur Vision	02/16/2024	Active	30	0	2	-2	-6.25%	22	1	6			T,M,VP,SC	1		\$1,138.07	
180785	V Kaikatti Cement City	03/06/2025	Newly Chartered	21	21	0	21	100.00%	0		1			N	M,VP,SC	N/A		



Club Health Assessment for District 324 F through April 2025

			Status	Membership							Reports					Finance		LCIF
Club Number	Club Name	Charter Date		Current Member Count	YTD Members Added	YTD Members Dropped	YTD Net Growth	YTD Net Growth%	Member Count 12 Months Ago	Avg. length of service for dropped members	Months Since Last MMR ***	Yrs. Since Last Officer Report	President Rotation	Vice President Reported ****	Months Since Last Activity Report ***	Account Balance	Donations for current Fiscal Year	
			Number of times on status quo within last two years	If below 15 members appears					If net loss is greater than 20% appears			If no report in 3 months appears in	When more than one year appears in	Number of repeat terms	Notes the officers that do not have an active	If no report at 12 months appears in red		
178425	Vairichettipalayam Phoenix	11/20/2024	Active	21	21	0	21	100.00%	0		5			T,M,VP,SC	N/A	90+ Days		
Clubs more than two years old																		
142023	Aandimadam Vilandhai	07/06/2020	Active(2)	17	0	0	0	0.00%	17		12			P,T,M,VP,SC	8			
Exc Award (06/30/2023)																		
60572	ADIRAMPATTINAM	03/25/1998	Active(1)	41	0	4	-4	-8.89%	63	3	0		N	SC	3			
Exc Award (06/30/2022)																		
120623	Aduthurai	10/31/2013	Active	30	1	0	1	3.45%	30		2		N	S,M,VP,SC	1			
Exc Award (06/30/2019, 06/30/2023, 06/30/20)																		
151742	Alangudi Anantham	08/01/2022	Active	23	7	5	2	9.52%	21	2	8			M,VP,SC	3			
Exc Award (06/30/2023, 06/30/2024)																		
129993	Alangudi Centennial	02/15/2017	Active	31	2	2	0	0.00%	34	7	0			S,M,VP,SC	1			
Exc Award (06/30/2021)																		
64924	AMMAPET	01/09/2002	Active	37	0	0	0	0.00%	40		11		N	P,T,SC	1		\$1,072.18	
Exc Award (06/30/2017, 06/30/2018, 06/30/20)																		
147390	Andimadam	07/04/2021	Active	96	6	0	6	6.67%	91		3		N	S,VP	6		\$2,749.31	
Exc Award (06/30/2023, 06/30/2024)																		
122923	Andimadam Impress	08/12/2014	Active(1)	61	0	0	0	0.00%	78		8		N	M,SC	9			
Exc Award (06/30/2017, 06/30/2019, 06/30/20)																		
137243	Andimadam Super Shine	01/16/2019	Active(1)	18	0	7	-7	-28.00%	32	1	6			M,VP,SC	8		\$712.79	
Exc Award (06/30/2022)																		
65093	ARAVAKURUCHI	03/22/2002	Active	28	0	0	0	0.00%	28		12			S,M,VP,SC	6			
Exc Award (06/30/2017, 06/30/2023)																		
152065	Arimalam	08/01/2022	Active	40	10	3	7	21.21%	33	2	0			M,VP,SC	3		\$95.84	
Exc Award (06/30/2023)																		
61584	ARIYALUR	03/02/1999	Active	25	1	4	-3	-10.71%	28	6	2			P,M,VP,SC	6		\$59.90	
100499	ARIYALUR CEMENT CITY	11/02/2007	Active(2)	37	0	13	-13	-26.00%	50	6	0		N	M,VP	8			
142217	Ariyalur Chozha	07/20/2020	Active(1)	29	8	7	1	3.57%	39	3	1		N		8	90+ Days	\$1,072.18	
Exc Award (06/30/2021)																		



Club Health Assessment for District 324 F through April 2025

			Status	Membership							Reports					Finance		LCIF
Club Number	Club Name	Charter Date		Current Member Count	YTD Members Added	YTD Members Dropped	YTD Net Growth	YTD Net Growth%	Member Count 12 Months Ago	Avg. length of service for dropped members	Months Since Last MMR ***	Yrs. Since Last Officer Report	President Rotation	Vice President Reported ****	Months Since Last Activity Report ***	Account Balance	Donations for current Fiscal Year	
			Number of times on status quo within last two years	If below 15 members appears				If net loss is greater than 20% appears			If no report in 3 months appears in	When more than one year appears in	Number of repeat terms	Notes the officers that do not have an active	If no report at 12 months appears in red			
138870	Ariyalur Inspire Exc Award (06/30/2020, 06/30/2023)	08/23/2019	Active(1)	25	0	0	0	0.00%	28		10			R P,S,T,M,VP SC	9			
151744	Ariyalur Number One Exc Award (06/30/2023)	08/24/2022	Active	18	1	7	-6	-25.00%	30	2	0			N	0			
131188	Ariyalur Royal Centennial	06/15/2017	Active(1)	36	8	8	0	0.00%	36	6	0			T,M,VP,SC	1		\$904.46	
63942	AYAKKARANPULAM Exc Award (06/30/2023, 06/30/2024)	01/24/2001	Active(1)	83	2	5	-3	-3.49%	87	6	0			N M,SC	6			
65235	AYYAMPETTAI TOWN Exc Award (06/30/2021)	04/24/2002	Active	35	0	2	-2	-5.41%	43	3	4			N M,VP	0		\$155.73	
100501	BUDALUR Exc Award (06/30/2021, 06/30/2023, 06/30/2024)	11/06/2007	Active	35	4	12	-8	-18.60%	43	3	0			R S,T,M,SC	7		\$77.87	
132272	Chettikulam	07/19/2017	Active(1)	20	0	16	-16	-44.44%	36	4	0			T,M,VP,SC	8			
65000	CHINNADHARAPURAM Exc Award (06/30/2023)	02/13/2002	Active	29	0	0	0	0.00%	29		3			T,M,VP,SC	4			
136027	Dalmiapuram Shine Exc Award (06/30/2023, 06/30/2024)	08/01/2018	Active(1)	22	2	0	2	10.00%	20		8			S,M,VP,SC	8			
108159	DARASURAM Exc Award (06/30/2023)	04/21/2010	Active(1)	18	18	20	-2	-10.00%	24	7	2		2	M,VP,SC	5			
133009	Elaiyur Variyankaval Pride	10/30/2017	Cancelled(8*)	0	0	33	-33	-100.00%	33	4	4		None	P,S,T,M,VP SC	9	90+ Days		
123402	Eravanchery Kings Exc Award (06/30/2017, 06/30/2019, 06/30/2024)	10/17/2014	Active	51	5	0	5	10.87%	54		8			S,T,M,VP,SC	7			
151031	Jayankondam Exc Award (06/30/2023, 06/30/2024)	06/07/2022	Active	37	5	1	4	12.12%	32	0	1			N SC	3		\$83.86	
60741	JAYANKONDAM CHOZHAN CITY Exc Award (06/30/2016, 06/30/2019, 06/30/2024)	05/05/1998	Active	96	0	19	-19	-16.52%	115	7	0			M,VP,SC	3		\$17.97	
128464	Jayankondam Royal Centennial Exc Award (06/30/2017)	08/24/2016	Active(1)	39	0	9	-9	-18.75%	49	3	7			N S,SC	7			
146794	Jayankondam Sineham Kings	06/19/2021	Active(1)	61	0	0	0	0.00%	68		9			N P,S,T,M,VP SC	8		\$1,072.18	



Club Health Assessment for District 324 F through April 2025

			Status	Membership							Reports					Finance	LCIF
Club Number	Club Name	Charter Date		Current Member Count	YTD Members Added	YTD Members Dropped	YTD Net Growth	YTD Net Growth%	Member Count 12 Months Ago	Avg. length of service for dropped members	Months Since Last MMR ***	Yrs. Since Last Officer Report	President Rotation	Vice President Reported ****	Months Since Last Activity Report ***	Account Balance	Donations for current Fiscal Year
			Number of times on status quo within last two years	If below 15 members appears					If net loss is greater than 20% appears			If no report in 3 months appears in	When more than one year appears in	Number of repeat terms	Notes the officers that do not have an active	If no report at 12 months appears in red	
Exc Award (06/30/2022, 06/30/2023)																	
116030	KABISTHALAM	02/07/2012	Active	31	6	0	6	24.00%	33		0			R S,T	0		\$143.76
Exc Award (06/30/2016, 06/30/2017, 06/30/2020)																	
98671	KALLAKKUDI	02/27/2007	Active(1)	21	21	21	0	0.00%	21	8	3		2	S,M,VP,SC	14		
Exc Award (06/30/2024)																	
32400	KARAIKAL	06/11/1976	Active(1)	23	0	0	0	0.00%	24		10			R M,VP	4		
Exc Award (06/30/2023)																	
147509	Karaikal Ammaiyaar	07/16/2021	Active	20	3	6	-3	-13.04%	24	3	0			N M,VP,SC	5		
98125	KARAIKAL FRENCH TOWN	12/07/2006	Active(1)	27	0	5	-5	-15.63%	32	13	0			M,VP,SC	5		\$59.90
Exc Award (06/30/2017, 06/30/2023, 06/30/2024)																	
123140	Karaikal Impress	09/18/2014	Active	22	0	0	0	0.00%	27		0			N M	9		\$179.69
Exc Award (06/30/2023)																	
118240	KARAIKAL KINGS	11/02/2012	Active	19	0	1	-1	-5.00%	22	4	4			M,VP,SC	1	90+ Days	
Exc Award (06/30/2017, 06/30/2021, 06/30/2024)																	
103897	KARAIKAL PORT CITY	11/03/2008	Active	12	0	4	-4	-25.00%	17	15	0			P,T,M,VP,SC	7		
136405	Karaikal Shine	12/21/2018	Active(1)	10	0	2	-2	-16.67%	12	8	2			T,VP,SC	3		
Exc Award (06/30/2023)																	
63526	KARUR HANDLOOM TEXTILE CITY	08/21/2000	Active	37	0	1	-1	-2.63%	44	3	5			T,M,VP,SC	8		
Exc Award (06/30/2017)																	
26422	KARUR HOST	01/27/1960	Active	191	11	0	11	6.11%	196		0			N M	1		\$2,354.00
Exc Award (06/30/2017, 06/30/2021, 06/30/2024)																	
78145	KARUR MAJESTIC	01/28/2004	Active	29	0	0	0	0.00%	29		5			N M	3		\$1,000.30
Exc Award (06/30/2021, 06/30/2023, 06/30/2024)																	
121558	Karur Platinum	03/13/2014	Active	27	7	3	4	17.39%	24	5	4			N S,VP,SC	8		\$1,000.30
131839	Karur Sakthi	07/03/2017	Active	34	4	2	2	6.25%	41	6	0			N T,M,SC	0		\$1,000.30
Exc Award (06/30/2020, 06/30/2021, 06/30/2024)																	
131895	Karur Victory Birds	07/03/2017	Active	21	8	2	6	40.00%	16	3	7			S,T,M,VP,SC	7		
Exc Award (06/30/2021)																	



Club Health Assessment for District 324 F through April 2025

			Status	Membership							Reports					Finance		LCIF
Club Number	Club Name	Charter Date		Current Member Count	YTD Members Added	YTD Members Dropped	YTD Net Growth	YTD Net Growth%	Member Count 12 Months Ago	Avg. length of service for dropped members	Months Since Last MMR ***	Yrs. Since Last Officer Report	President Rotation	Vice President Reported ****	Months Since Last Activity Report ***	Account Balance	Donations for current Fiscal Year	
			Number of times on status quo within last two years	If below 15 members appears				If net loss is greater than 20% appears			If no report in 3 months appears in	When more than one year appears in	Number of repeat terms	Notes the officers that do not have an active	If no report at 12 months red			
67168	KEERANUR	01/21/2003	Active	56	3	7	-4	-6.67%	62	7	0			N M	9		\$800.24	
	Exc Award (06/30/2018, 06/30/2020, 06/30/2024)																	
153736	Keeranur Aram	04/28/2023	Active(1)	21	1	1	0	0.00%	21	1	1			N M,VP,SC	9			
	Exc Award (06/30/2024)																	
77435	KILVELUR	09/24/2003	Active	24	3	5	-2	-7.69%	26	8	0			N T,M,VP,SC	0		\$179.69	
	Exc Award (06/30/2017, 06/30/2023, 06/30/2024)																	
139658	Kollidam Inspire	10/15/2019	Active	23	0	4	-4	-14.81%	29	5	0			T,M,VP,SC	5			
	Exc Award (06/30/2020, 06/30/2021, 06/30/2024)																	
123300	Koppampatty Impress	10/08/2014	Active	59	21	1	20	51.28%	42	0	4			T,M,VP,SC	8			
	Exc Award (06/30/2019, 06/30/2021)																	
144051	Koppampatty Sineham	12/30/2020	Active(1)	39	2	2	0	0.00%	39	2	9			N SC	9		\$101.83	
	Exc Award (06/30/2023)																	
135816	Koppanapatty Shine	07/26/2018	Active	53	6	1	5	10.42%	48	6	0			N SC	0		\$323.45	
	Exc Award (06/30/2022, 06/30/2023, 06/30/2024)																	
109251	KOTTUCHERRY EDUCATIONAL CITY	09/17/2010	Active(1)	24	13	0	13	118.18%	21		7			S,T,M,VP,SC	9			
	Exc Award (06/30/2017, 06/30/2023)																	
142662	Kottucherry Royal	09/08/2020	Active	23	8	11	-3	-11.54%	26	3	7			M,VP	4		\$119.80	
	Exc Award (06/30/2023, 06/30/2024)																	
115108	KOTTUR	09/16/2011	Active(2)	26	1	4	-3	-10.34%	29	4	3			N	6	90+ Days	\$34.74	
	Exc Award (06/30/2017, 06/30/2020, 06/30/2024)																	
121571	Kudanthai A G E	03/14/2014	Active	46	1	0	1	2.22%	52		6			N P,S,T,M,VP SC	9			
	Exc Award (06/30/2020, 06/30/2021, 06/30/2024)																	
65220	KUDANTHAI CAUVERY	04/15/2002	Active	63	5	7	-2	-3.08%	69	7	0			N	3			
	Exc Award (06/30/2020, 06/30/2021, 06/30/2024)																	
58899	KUDANTHAI CITY	12/02/1996	Active	74	8	5	3	4.23%	72	7	0			N VP	1		\$1,000.30	
	Exc Award (06/30/2016, 06/30/2019, 06/30/2024)																	
118512	KUDANTHAI GREEN TOWN	12/26/2012	Active	29	2	0	2	7.41%	29		0			N	6			
	Exc Award (06/30/2023, 06/30/2024)																	
149279	Kudanthai Kundhavai Nachiyar	12/27/2021	Cancelled(8*)	0	0	13	-13	-100.00%	33	3	0		None	P,S,T,M,VP SC	15	90+ Days		



Club Health Assessment for District 324 F through April 2025

			Status	Membership							Reports					Finance		LCIF
Club Number	Club Name	Charter Date		Current Member Count	YTD Members Added	YTD Members Dropped	YTD Net Growth	YTD Net Growth%	Member Count 12 Months Ago	Avg. length of service for dropped members	Months Since Last MMR ***	Yrs. Since Last Officer Report	President Rotation	Vice President Reported ****	Months Since Last Activity Report ***	Account Balance	Donations for current Fiscal Year	
			Number of times on status quo within last two years	If below 15 members appears				If net loss is greater than 20% appears			If no report in 3 months appears in	When more than one year appears in	Number of repeat terms	Notes the officers that do not have an active	If no report at 12 months appears in red			
Exc Award (06/30/2022)																		
132922	Kudanthai Maha Sakthi	10/24/2017	Active	148	17	23	-6	-3.90%	144	3	0			N	0		\$2,198.26	
Exc Award (06/30/2019, 06/30/2021, 06/30/2022)																		
145170	Kudanthai Marudham	03/10/2021	Active	36	0	1	-1	-2.70%	40	3	8			N	VP,SC	9		
133428	Kudanthai Thirukkural	01/04/2018	Active	18	2	6	-4	-18.18%	26	6	6				T,M,VP,SC	5	90+ Days	
143243	Kudanthai Youth Stars	10/15/2020	Active	23	6	3	3	15.00%	31	2	0			N		6	\$17.97	
Exc Award (06/30/2022)																		
42620	KULITHALAI	04/26/1983	Active	50	3	7	-4	-7.41%	54	4	2			N	SC	0	\$143.76	
Exc Award (06/30/2019, 06/30/2023, 06/30/2024)																		
128465	Kulithalai Centennial	08/24/2016	Active(1)	25	5	1	4	19.05%	33	0	0				M,VP,SC	3	\$35.94	
Exc Award (06/30/2021, 06/30/2023)																		
26424	KUMBAKONAM HOST	11/05/1967	Active	150	11	4	7	4.90%	151	16	0			N	M,SC	9	\$2,156.06	
Exc Award (06/30/2017, 06/30/2020, 06/30/2022)																		
82492	KUMBAKONAM KUDANTHAI MAHAMAHAM	06/02/2004	Active	46	8	6	2	4.55%	49	4	2			R	VP,SC	3	\$1,120.10	
Exc Award (06/30/2016, 06/30/2017, 06/30/2022)																		
101618	KUMBAKONAM TEMPLE CITY	03/27/2008	Active	41	6	0	6	17.14%	35		8			R	T,M,SC	5	\$1,078.16	
Exc Award (06/30/2023, 06/30/2024)																		
144291	Kumbakonam Vallalar	12/31/2020	Active	29	1	7	-6	-17.14%	43	4	0				M,VP,SC	1		
Exc Award (06/30/2021)																		
44678	KUTTALAM	02/13/1985	Active	57	4	4	0	0.00%	57	13	0			N	VP,SC	2	\$59.90	
Exc Award (06/30/2021, 06/30/2022, 06/30/2023)																		
35259	LALGUDI	03/06/1978	Active	61	4	10	-6	-8.96%	75	5	3			R	VP	4	\$167.71	
Exc Award (06/30/2018, 06/30/2021, 06/30/2022)																		
60341	MADUKKUR	02/03/1998	Active(1)	38	2	1	1	2.70%	44	1	7			N	SC	4	\$86.25	
Exc Award (06/30/2017, 06/30/2018, 06/30/2022)																		
65074	MANACHANALLUR	03/12/2002	Active	45	4	5	-1	-2.17%	48	2	0			N	T	5		
Exc Award (06/30/2017, 06/30/2020, 06/30/2022)																		
99346	MANAPPARAI	05/08/2007	Active(1)	98	42	1	41	71.93%	53	6	2			R	T,M,VP,SC	2	\$131.78	
Exc Award (06/30/2016, 06/30/2020, 06/30/2022)																		



Club Health Assessment for District 324 F through April 2025

			Status	Membership							Reports					Finance	LCIF
Club Number	Club Name	Charter Date		Current Member Count	YTD Members Added	YTD Members Dropped	YTD Net Growth	YTD Net Growth%	Member Count 12 Months Ago	Avg. length of service for dropped members	Months Since Last MMR ***	Yrs. Since Last Officer Report	President Rotation	Vice President Reported ****	Months Since Last Activity Report ***	Account Balance	Donations for current Fiscal Year
			Number of times on status quo within last two years	If below 15 members appears				If net loss is greater than 20% appears			If no report in 3 months appears in	When more than one year appears in	Number of repeat terms	Notes the officers that do not have an active	If no report at 12 months appears in red		
131815	Manapparai Vasantham Exc Award (06/30/2021)	07/03/2017	Cancelled(8*)	0	0	1	-1	-100.00%	28	3	9	1	None	P,S,T,M,VP SC	19	90+ Days	
143194	Manapparai Wisdom	11/03/2020	Active	22	0	3	-3	-12.00%	26	3	9			R SC	8		\$35.94
135867	Mannachanallur Rice City Shine Exc Award (06/30/2021)	07/25/2018	Cancelled(8*)	0	0	19	-19	-100.00%	27	5	3		None	P,S,T,M,VP SC	24+	90+ Days	
40397	MANNARGUDI HOST Exc Award (06/30/2017, 06/30/2020, 06/30/2021)	09/09/1981	Active	57	2	3	-1	-1.72%	59	21	0			N SC	3		\$3,174.60
147368	Mannargudi Manitham Exc Award (06/30/2023)	07/06/2021	Active(1)	14	3	34	-31	-68.89%	67	2	0			M,VP,SC	4	90+ Days	\$143.76
146287	Mannargudi Sineham	06/16/2021	Active(1)	20	5	8	-3	-13.04%	27	3	0			VP	9		
120898	Mannargudi Temple City Exc Award (06/30/2019, 06/30/2021)	12/05/2013	Active(1)	42	0	1	-1	-2.33%	43	8	7			S,T,M,VP,SC	6		\$59.90
98127	MATHUR Exc Award (06/30/2023)	12/07/2006	Active	21	1	3	-2	-8.70%	23	8	6			R P,S,M,SC	9		
60168	MAYILADUTHURAI CENTRAL Exc Award (06/30/2017, 06/30/2022, 06/30/2023)	12/02/1997	Active	130	5	3	2	1.56%	127	3	0			N	3		\$1,611.26
138306	Mayiladuthurai Central Shine Exc Award (06/30/2021)	06/19/2019	Active	34	5	2	3	9.68%	31	1	3			N M,VP	4		\$101.83
64305	MAYILADUTHURAI NEW CENTURY Exc Award (06/30/2023)	05/14/2001	Active	31	0	1	-1	-3.13%	43	2	2		2	N P,T,VP,SC	0		
148194	Mayiladuthurai Spectrum	09/14/2021	Active	20	0	2	-2	-9.09%	25	3	0			N P,T,SC	0		
127217	Mayiladuthurai Victory Exc Award (06/30/2023, 06/30/2024)	04/07/2016	Active	26	3	0	3	13.04%	23		0		2	N M	8		
26434	MAYURAM Exc Award (06/30/2017, 06/30/2019)	12/12/1966	Active(1)	78	17	25	-8	-9.30%	114	8	1			N T,VP,SC	1		
123897	Meensurutty Impress Exc Award (06/30/2023)	12/30/2014	Active(1)	22	0	0	0	0.00%	20		8			T,M,VP,SC	7		\$119.80
65211	MIMISAL	04/09/2002	Active(1)	29	0	8	-8	-21.62%	37	2	4			S,T,M,VP,SC	5		\$131.78



Club Health Assessment for District 324 F through April 2025

			Status	Membership							Reports					Finance		LCIF
Club Number	Club Name	Charter Date		Current Member Count	YTD Members Added	YTD Members Dropped	YTD Net Growth	YTD Net Growth%	Member Count 12 Months Ago	Avg. length of service for dropped members	Months Since Last MMR ***	Yrs. Since Last Officer Report	President Rotation	Vice President Reported ****	Months Since Last Activity Report ***	Account Balance	Donations for current Fiscal Year	
			Number of times on status quo within last two years	If below 15 members appears				If net loss is greater than 20% appears			If no report in 3 months appears in	When more than one year appears in	Number of repeat terms	Notes the officers that do not have an active	If no report at 12 months appears in red			
Exc Award (06/30/2023)																		
33781	MUSIRI	04/14/1977	Active	74	7	3	4	5.71%	70	14	0			N T,VP	6		\$1,299.79	
Exc Award (06/30/2017, 06/30/2020, 06/30/2023)																		
138871	Musiri Inspire	08/26/2019	Active	44	6	2	4	10.00%	42	2	4			N	3		\$778.67	
Exc Award (06/30/2020, 06/30/2021, 06/30/2023)																		
45749	MUTHUPET	01/06/1986	Active	26	6	5	1	4.00%	29	8	0			M,VP,SC	8		\$59.90	
Exc Award (06/30/2020, 06/30/2023)																		
68615	NAGAPATTINAM PORT TOWN	04/15/2003	Active(1)	41	3	0	3	7.89%	53		0			N T,M	8		\$119.80	
Exc Award (06/30/2023)																		
133158	Nagapattinam Temple City	11/19/2017	Active	30	1	4	-3	-9.09%	41	3	0			R P,M,VP,SC	6		\$119.80	
Exc Award (06/30/2023)																		
147158	Nagapattinam Victory	07/01/2021	Cancelled(8*)	0	0	16	-16	-100.00%	23	2	10		None	P,S,T,M,VP SC	8	90+ Days		
36359	NAGORE NAGAPATTINAM	12/11/1978	Active(1)	84	7	0	7	9.09%	77		0			N T,SC	0		\$1,611.26	
Exc Award (06/30/2023, 06/30/2024)																		
57535	NANNILAM	11/10/1995	Active(1)	11	6	16	-10	-47.62%	24	12	4			N T	8			
Exc Award (06/30/2017, 06/30/2020)																		
64332	NATCHIAR KOIL	05/22/2001	Active	74	21	0	21	39.62%	52		0			N M,SC	1		\$131.78	
Exc Award (06/30/2017, 06/30/2018, 06/30/2023)																		
151345	Nedungadu	06/20/2022	Active	31	4	3	1	3.33%	30	2	0			N SC	4		\$119.80	
Exc Award (06/30/2023)																		
123790	Noyyal	12/12/2014	Active	43	0	3	-3	-6.52%	46	5	1			N T,VP	2			
Exc Award (06/30/2023)																		
56859	ORATHANAD	04/20/1995	Active(1)	54	3	0	3	5.88%	56		4			N	1		\$140.76	
Exc Award (06/30/2017, 06/30/2021, 06/30/2023)																		
61766	PADALUR	04/06/1999	Active	57	29	1	28	96.55%	30	0	3			S,T,M,VP,SC	3		\$119.80	
108204	PADALUR HEAVEN	04/23/2010	Active	46	5	0	5	12.20%	47		7			R S,T,VP	24+		\$35.94	
Exc Award (06/30/2021)																		
132201	Palakurichy Pride	08/07/2017	Active	13	0	12	-12	-48.00%	25	5	8			N VP,SC	15			
Exc Award (06/30/2023)																		



Club Health Assessment for District 324 F through April 2025

			Status	Membership							Reports					Finance	LCIF
Club Number	Club Name	Charter Date		Current Member Count	YTD Members Added	YTD Members Dropped	YTD Net Growth	YTD Net Growth%	Member Count 12 Months Ago	Avg. length of service for dropped members	Months Since Last MMR ***	Yrs. Since Last Officer Report	President Rotation	Vice President Reported ****	Months Since Last Activity Report ***	Account Balance	Donations for current Fiscal Year
			Number of times on status quo within last two years	If below 15 members appears				If net loss is greater than 20% appears			If no report in 3 months appears in	When more than one year appears in	Number of repeat terms	Notes the officers that do not have an active	If no report at 12 months appears in red		
60169	PALLAPATTI	12/01/1997	Active	29	5	1	4	16.00%	25	14	7			N	0		
112167	PANDANALLUR	09/02/2011	Active	26	0	0	0	0.00%	26		0			N	VP,SC	0	\$65.89
	Exc Award (06/30/2023, 06/30/2024)																
43289	PAPANASAM	12/13/1983	Active	69	12	5	7	11.29%	62	7	2				S,M,VP	2	\$862.54
	Exc Award (06/30/2017, 06/30/2019, 06/30/2020)																
153499	Papanasam Kings	01/27/2023	Active	35	9	13	-4	-10.26%	39	2	0				M,VP,SC	0	
	Exc Award (06/30/2023, 06/30/2024)																
151260	Parasalur Royal City	06/20/2022	Active(1)	20	4	9	-5	-20.00%	30	3	0				P,T,M,VP,SC	8	
	Exc Award (06/30/2023)																
26440	PATTUKKOTTAI HOST	02/07/1972	Active(1)	72	0	0	0	0.00%	72		0				S,M,VP,SC	6	
	Exc Award (06/30/2016, 07/01/2017)																
66409	PATTUKKOTTAI QUEEN CITY	06/28/2002	Active	46	0	4	-4	-8.00%	50	5	6		2		S,M,VP,SC	9	
	Exc Award (06/30/2017, 06/30/2020)																
65056	PATTUKOTTAI SILK CITY	03/06/2002	Active(2)	27	1	0	1	3.85%	25		9				M,VP,SC	6	
	Exc Award (06/30/2016, 06/30/2017, 06/30/2020)																
43681	PERAMBALUR	03/12/1984	Active(1)	269	1	0	1	0.37%	299		4				T,M,VP,SC	13	\$1,000.30
	Exc Award (06/30/2017, 06/30/2023)																
131328	Perambalur Centennial	06/16/2017	Active(1)	29	0	10	-10	-25.64%	39	4	4				T,VP,SC	3	
	Exc Award (06/30/2020, 06/30/2021, 06/30/2022)																
131382	Perambalur Royal Centennial	06/16/2017	Active(2)	27	14	10	4	17.39%	23	4	0			N	M,SC	5	\$2,036.54
	Exc Award (06/30/2021, 06/30/2023)																
134779	Perambalur Supreme	06/15/2018	Active	52	6	0	6	13.04%	33		5		2	R	M,SC	1	
	Exc Award (06/30/2022, 06/30/2023, 06/30/2024)																
135297	Perambalur Town	06/20/2018	Active(1)	33	1	14	-13	-28.26%	46	3	0				S,T,M,VP,SC	8	
127446	Perambalur Victory	05/04/2016	Active	140	6	0	6	4.48%	134		0				T,VP,SC	0	
	Exc Award (06/30/2018, 06/30/2021)																
55906	PERAVURANI	06/27/1994	Active	83	10	10	0	0.00%	101	5	0			N		7	\$173.71
	Exc Award (06/30/2017, 06/30/2019, 06/30/2020)																



Club Health Assessment for District 324 F through April 2025

			Status	Membership							Reports					Finance		LCIF
Club Number	Club Name	Charter Date		Current Member Count	YTD Members Added	YTD Members Dropped	YTD Net Growth	YTD Net Growth%	Member Count 12 Months Ago	Avg. length of service for dropped members	Months Since Last MMR ***	Yrs. Since Last Officer Report	President Rotation	Vice President Reported ****	Months Since Last Activity Report ***	Account Balance	Donations for current Fiscal Year	
			Number of times on status quo within last two years	If below 15 members appears					If net loss is greater than 20% appears			If no report in 3 months appears in	When more than one year appears in	Number of repeat terms	Notes the officers that do not have an active	If no report at 12 months appears in red		
138872	Peravurani Coconut City Inspire Exc Award (06/30/2020, 06/30/2021)	08/26/2019	Active	53	9	2	7	15.22%	57	6	0			M,VP,SC	8		\$1,124.89	
46991	PONNAMARAVATHY Exc Award (06/30/2017, 06/30/2020, 06/30/2021)	02/27/1987	Active	51	0	2	-2	-3.77%	54	20	0			S,T,M,VP,SC	5		\$1,800.54	
66901	PONNAMARAVATHY CITY Exc Award (06/30/2017, 06/30/2021, 06/30/2022)	11/22/2002	Active	57	5	0	5	9.62%	52		0		N	T	1		\$2,937.40	
66909	PONNAMARAVATHY ROYAL Exc Award (06/30/2016, 06/30/2017, 06/30/2020)	11/22/2002	Active	95	5	4	1	1.06%	96	15	0			M,VP	0		\$1,069.78	
136613	Ponnamaravathy Shine Exc Award (06/30/2020, 06/30/2021, 06/30/2022)	11/29/2018	Active	44	5	3	2	4.76%	50	4	1			S,T,M,VP,SC	7		\$1,976.64	
148701	Poompuhar Exc Award (06/30/2023, 06/30/2024)	11/16/2021	Active	31	0	0	0	0.00%	33		5		N	T,M,SC	5			
150522	Poonthottam Exc Award (06/30/2022)	04/14/2022	Active	27	0	1	-1	-3.57%	28	2	0			M,VP,SC	8			
44679	PORAYAR TRANQUEBAR Exc Award (06/30/2022)	02/04/1985	Active(1)	39	2	0	2	5.41%	41		7		N		1		\$119.80	
153929	Pudukkottai Anandham	03/20/2023	Active(2)	22	0	0	0	0.00%	22		10		3	M,VP,SC	N/R		\$29.95	
131940	Pudukkottai Century	07/03/2017	Active(2)	18	1	9	-8	-30.77%	35	4	1			M,VP,SC	1		\$64.69	
153988	Pudukkottai Kings	04/19/2023	Active	17	3	6	-3	-15.00%	21	1	6		N	SC	N/R			
90241	PUDUKKOTTAI VICTORY Exc Award (06/30/2017, 06/30/2021, 06/30/2022)	11/29/2005	Active	37	4	3	1	2.78%	36	13	0		N	SC	0		\$158.13	
64069	PUGALUR Exc Award (06/30/2017, 06/30/2023)	03/12/2001	Active(1)	24	1	3	-2	-7.69%	26	9	5			T,M,VP,SC	7			
131851	Pullambadi Pride Exc Award (06/30/2020)	07/03/2017	Active	37	0	0	0	0.00%	53		0		N	P,T,VP	3			
135438	S Pudur Sky Well Shine Exc Award (06/30/2019, 06/30/2021)	07/26/2018	Active	60	7	0	7	13.21%	53		0		R	S,T,VP	9			
60895	SANKARANPANDAL Exc Award (06/30/2017, 06/30/2020, 06/30/2021)	06/16/1998	Active	34	6	1	5	17.24%	29	8	3			T,M,VP,SC	0		\$59.90	



Club Health Assessment for District 324 F through April 2025

Club Number	Club Name	Charter Date	Status	Membership							Reports					Finance	LCIF
				Current Member Count	YTD Members Added	YTD Members Dropped	YTD Net Growth	YTD Net Growth%	Member Count 12 Months Ago	Avg. length of service for dropped members	Months Since Last MMR ***	Yrs. Since Last Officer Report	President Rotation	Vice President Reported ****	Months Since Last Activity Report ***	Account Balance	Donations for current Fiscal Year
			Number of times on status quo within last two years	If below 15 members appears				If net loss is greater than 20% appears			If no report in 3 months appears	When more than one year appears in	Number of repeat terms	Notes the officers that do not have an active	If no report at 12 months red		
57136	SEMBANARKOIL	06/28/1995	Active	72	0	2	-2	-2.70%	83	6	0		N	VP,SC	8		
	Exc Award (06/30/2016, 06/30/2017, 06/30/2020)																
150729	Sembanarkoil Kings	05/19/2022	Active	35	0	0	0	0.00%	39		7		R	T,M,SC	7		\$179.69
	Exc Award (06/30/2024)																
136922	Sembanarkoil Shine	12/21/2018	Active(1)	28	2	1	1	3.70%	29	1	2			M,VP,SC	7		\$59.90
	Exc Award (06/30/2020, 06/30/2022)																
146066	Sendurai Sineham	05/04/2021	Active	40	0	0	0	0.00%	45		0		N		9		
	Exc Award (06/30/2022, 06/30/2023, 06/30/2024)																
109038	SENGIPATTI	08/06/2010	Active(1)	17	0	3	-3	-15.00%	20	11	4			S,M,VP,SC	8		
38747	SIRKAZHI	06/18/1980	Active	64	6	0	6	10.34%	59		0			VP,SC	3		\$1,138.07
	Exc Award (06/30/2021)																
26448	SRIRANGAM	09/17/1967	Active(2)	39	5	0	5	14.71%	36		2		N	S,T	5		\$1,120.10
	Exc Award (06/30/2021)																
147159	Srirangam Classic	07/29/2021	Active	20	3	0	3	17.65%	20		3		N	SC	5		
	Exc Award (06/30/2023)																
139134	Srirangam Inspire	08/26/2019	Active	56	2	2	0	0.00%	86	0	0			S,T,M,VP,SC	2		\$119.80
	Exc Award (06/30/2020, 06/30/2021, 06/30/2022)																
125759	Srirangam Royal	09/16/2015	Active	34	9	15	-6	-15.00%	40	5	0			T,M,VP,SC	5		\$1,000.30
	Exc Award (06/30/2020, 06/30/2021)																
65226	SWAMIMALAI	04/15/2002	Active	51	1	0	1	2.00%	58		8		N	P,M	9		
	Exc Award (06/30/2020, 06/30/2021, 06/30/2022)																
52081	T PALUR	10/10/1991	Active	55	4	1	3	5.77%	58	4	3		N	T,VP,SC	3		\$1,096.14
	Exc Award (06/30/2017, 06/30/2019, 06/30/2020)																
106485	THALANAYAR	08/31/2009	Active(1)	17	1	5	-4	-19.05%	22	3	4		2	T,M,VP,SC	1		\$35.94
153222	Thanjavur Agaram	12/19/2022	Active	17	4	3	1	6.25%	21	2	1			P,T,M,VP,SC	6		
	Exc Award (06/30/2023)																
115106	THANJAVUR AGRO CITY	09/16/2011	Active	13	2	0	2	18.18%	18		6		R	T,VP,SC	7		
	Exc Award (06/30/2017)																
142890	Thanjavur AMC Alumni Virtual	09/17/2020	Active(2)	37	0	0	0	0.00%	37		0		2	P,M,VP,SC	11		



Club Health Assessment for District 324 F through April 2025

			Status	Membership							Reports					Finance		LCIF			
Club Number	Club Name	Charter Date		Current Member Count	YTD Members Added	YTD Members Dropped	YTD Net Growth	YTD Net Growth%	Member Count 12 Months Ago	Avg. length of service for dropped members	Months Since Last MMR ***	Yrs. Since Last Officer Report	President Rotation	Vice President Reported ****	Months Since Last Activity Report ***	Account Balance	Donations for current Fiscal Year				
			Number of times on status quo within last two years	If below 15 members appears					If net loss is greater than 20% appears						If no report in 3 months appears in	When more than one year appears in	Number of repeat terms	Notes the officers that do not have an active	If no report at 12 months appears in red		
Exc Award (06/30/2022, 06/30/2023, 06/30/2024)			Cancelled(8*)	0	0	29	-29	-100.00%	37	5	7		None	P,S,T,M,VP SC	6	90+ Days					
124050	Thanjavur Anandham	01/23/2015																			
Exc Award (06/30/2017)			Active	39	1	0	1	2.63%	46		4			M,VP,SC	3		\$59.90				
82637	THANJAVUR ANCIENT CITY	06/16/2004																			
Exc Award (06/30/2017, 06/30/2020)			Active	33	34	28	6	22.22%	23	5	0		2	T,M,VP,SC	5		\$1,299.79				
135191	Thanjavur Arasan	06/15/2018																			
Exc Award (06/30/2021, 06/30/2023, 06/30/2024)			Active	45	7	1	6	15.38%	49	13	0			T,M,VP,SC	9						
67182	THANJAVUR ART CITY	01/21/2003																			
Exc Award (06/30/2016, 06/30/2021, 06/30/2024)			Active	58	4	0	4	7.41%	55		0		N	M,SC	3						
127625	Thanjavur Cauvery	06/07/2016																			
Exc Award (06/30/2021, 06/30/2022)			Active	32	5	0	5	18.52%	28		6		N	M,SC	3						
147727	Thanjavur Chakra	08/09/2021																			
Exc Award (06/30/2022)			Active(1)	34	2	4	-2	-5.56%	38	7	0			T,VP	6						
58139	THANJAVUR CHOLA	04/15/1996																			
Exc Award (06/30/2022)			Active	77	0	0	0	0.00%	91		0		N	T,SC	3		\$423.68				
26450	THANJAVUR HOST	03/28/1960																			
Exc Award (06/30/2016, 06/30/2021, 06/30/2024)			Active	51	2	12	-10	-16.39%	66	7	0			P,T,M,VP,SC	9		\$275.53				
125956	Thanjavur Kings	10/14/2015																			
Exc Award (06/30/2017, 06/30/2018, 06/30/2024)			Active(1)	11	11	0	11	100.00%	13		0		N		21						
135911	Thanjavur Liberty Shine	07/20/2018																			
Exc Award (06/30/2019)			Active(1)	21	2	4	-2	-8.70%	23	12	3			T,M,VP,SC	3						
65212	THANJAVUR PALACE CITY	04/09/2002																			
Exc Award (06/30/2021, 06/30/2023)			Active	61	7	8	-1	-1.61%	62	7	0		N	S,T,SC	0		\$339.02				
107002	THANJAVUR PRINCE	12/11/2009																			
Exc Award (06/30/2018, 06/30/2023, 06/30/2024)			Active(2)	12	0	0	0	0.00%	15		6			T,M,VP,SC	3	90+ Days					
127640	Thanjavur Raaja Raajan	06/07/2016																			
Exc Award (06/30/2021, 06/30/2023)			Cancelled(8*)	0	0	12	-12	-100.00%	26	2	4		None	P,S,T,M,VP SC	15	90+ Days					
151908	Thanjavur Semmozhi	07/22/2022																			
Exc Award (06/30/2021, 06/30/2023)			Cancelled(6*)	0	0	0	0	0.00%	18		9	1	None	P,S,T,M,VP SC	24						
147160	Thanjavur Smart City	07/04/2021																			
Exc Award (06/30/2021, 06/30/2023)			Active	38	4	1	3	8.57%	40	19	0		N	T,M,SC	6						
62451	THANJAVUR TEMPLE CITY	10/22/1999																			



Club Health Assessment for District 324 F through April 2025

			Status	Membership							Reports					Finance		LCIF
Club Number	Club Name	Charter Date		Current Member Count	YTD Members Added	YTD Members Dropped	YTD Net Growth	YTD Net Growth%	Member Count 12 Months Ago	Avg. length of service for dropped members	Months Since Last MMR ***	Yrs. Since Last Officer Report	President Rotation	Vice President Reported ****	Months Since Last Activity Report ***	Account Balance	Donations for current Fiscal Year	
			Number of times on status quo within last two years	If below 15 members appears				If net loss is greater than 20% appears			If no report in 3 months appears in	When more than one year appears in	Number of repeat terms	Notes the officers that do not have an active	If no report at 12 months appears in red			
Exc Award (06/30/2017)																		
110629	THANJAVUR THENDRAL	03/22/2011	Active(1)	11	0	0	0	0.00%	11		8			M,VP,SC	9			
66756	THANJAVUR VASANDHAM	10/31/2002	Active	102	18	10	8	8.51%	100	1	2		N	T,VP,SC	0		\$1,203.95	
Exc Award (06/30/2017, 06/30/2020, 06/30/20)																		
62679	THANJAVUR VICTORY	01/06/2000	Active	73	4	15	-11	-13.10%	96	5	0		N		3		\$1,115.30	
Exc Award (06/30/2017, 06/30/2018, 06/30/20)																		
148611	Tharangambadi Ozone Beach	11/02/2021	Active(1)	23	5	0	5	27.78%	18		0		R		9			
Exc Award (06/30/2023)																		
147984	Tharangambadi Port Centennial	09/15/2021	Cancelled(8*)	0	0	20	-20	-100.00%	20	4	12	1	None	P,S,T,M,VP SC M	24+	90+ Days		
97036	THIRUCHIRAPPALLI HELEN KELLER	04/27/2006	Active	18	7	0	7	63.64%	14		0		N		0		\$1,078.17	
Exc Award (06/30/2017)																		
151423	Thirukkattupalli Agneeswarar	06/23/2022	Active	24	2	1	1	4.35%	26	29	4		R	S,T,VP,SC	9		\$17.97	
Exc Award (06/30/2023)																		
63574	THIRUMAKKOTTAI	09/12/2000	Active(1)	40	12	8	4	11.11%	35	6	4			S,M,VP,SC	8	90+ Days	\$119.80	
Exc Award (06/30/2020)																		
126963	Thirumanur	03/15/2016	Active(1)	51	0	0	0	0.00%	51		11			S,M,VP,SC	8		\$167.71	
Exc Award (06/30/2020, 06/30/2023, 06/30/20)																		
98878	THIRUNAGESWARAM	03/20/2007	Active(1)	58	7	1	6	11.54%	54	1	0		N	T,M,SC	8			
Exc Award (06/30/2017)																		
65223	THIRUNALLAR TEMPLE CITY	04/15/2002	Active	17	2	1	1	6.25%	18	23	3		2	S,T,M,VP,SC	4			
Exc Award (06/30/2017)																		
128342	Thiruthuraiipoondi Centennial	08/11/2016	Active(1)	36	0	7	-7	-16.28%	42	7	0		N	M,SC	3		\$2,060.50	
Exc Award (06/30/2020, 06/30/2023, 06/30/20)																		
26454	THIRUVAIYARU	02/26/1971	Active(1)	40	0	9	-9	-18.37%	49	12	4		N	S,T,M,SC	6			
Exc Award (06/30/2016, 06/30/2021, 06/30/20)																		
65218	THIRUVENGADU	04/15/2002	Active(1)	31	1	3	-2	-6.06%	33	4	0			T,M,VP,SC	4			
Exc Award (06/30/2017)																		
110332	Thiruvidamarudur	02/08/2011	Active	39	2	0	2	5.41%	38		6			T,M,VP,SC	9			
Exc Award (06/30/2023, 06/30/2024)																		




Club Health Assessment for District 324 F through April 2025

			Status	Membership							Reports					Finance		LCIF
Club Number	Club Name	Charter Date		Current Member Count	YTD Members Added	YTD Members Dropped	YTD Net Growth	YTD Net Growth%	Member Count 12 Months Ago	Avg. length of service for dropped members	Months Since Last MMR ***	Yrs. Since Last Officer Report	President Rotation	Vice President Reported ****	Months Since Last Activity Report ***	Account Balance	Donations for current Fiscal Year	
			Number of times on status quo within last two years	If below 15 members appears				If net loss is greater than 20% appears			If no report in 3 months appears in	When more than one year appears in	Number of repeat terms	Notes the officers that do not have an active	If no report at 12 months appears in red			
148210	Thukkachi Kings	09/15/2021	Cancelled(8*)	0	0	21	-21	-100.00%	21	3	12	1	None	P,S,T,M,VP SC	24+	90+ Days		
153260	Thuraiyur Princess	01/20/2023	Active	17	0	1	-1	-5.56%	18	2	4		N	M,SC	6		\$35.94	
	Exc Award (06/30/2023)																	
55255	THURAIYUR TOWN	01/31/1994	Active	27	0	0	0	0.00%	27		0		N	S,VP,SC	4			
	Exc Award (06/30/2021)																	
56432	THUVAKUDIMALAI	01/16/1995	Active	25	3	0	3	13.64%	27		4			T,M,VP,SC	3			
	Exc Award (06/30/2016, 06/30/2021, 06/30/2022)																	
124819	Tiruchirapalli Kattur	05/11/2015	Active	35	2	0	2	6.06%	36		0			M,VP,SC	3		\$17.97	
	Exc Award (06/30/2017, 06/30/2019, 06/30/2022)																	
49817	TIRUCHIRAPALLI METROPOLITAN	08/21/1989	Active	30	1	6	-5	-14.29%	39	9	0		N	SC	0		\$35.94	
	Exc Award (06/30/2023)																	
39240	TIRUCHIRAPALLI MID TOWN	12/05/1980	Active	37	0	0	0	0.00%	39		0		N	S,T,VP	3			
	Exc Award (06/30/2021)																	
31966	TIRUCHIRAPALLI ROCK CITY	03/26/1976	Active	36	1	10	-9	-20.00%	45	2	0			S,T,M,VP,SC	4		\$1,085.36	
	Exc Award (06/30/2017, 06/30/2021)																	
58684	TIRUCHIRAPALLI THILLAINAGAR	09/06/1996	Active	51	5	0	5	10.87%	49		2			M,VP,SC	7			
	Exc Award (06/30/2016, 06/30/2017, 06/30/2022)																	
51255	TIRUCHIRAPALLI WORAIYUR	01/23/1991	Active	35	0	3	-3	-7.89%	38	3	0		R	M	0		\$1,000.30	
	Exc Award (06/30/2019, 06/30/2020)																	
138873	Tiruchirappalli Aanaika Inspire	08/23/2019	Active(1)	23	1	1	0	0.00%	23	5	3		N		0		\$89.85	
	Exc Award (06/30/2020)																	
129970	Tiruchirappalli Aristocrat Centennial	03/07/2017	Cancelled(8*)	0	0	10	-10	-100.00%	15	4	4	1	None	P,S,T,M,VP SC	19	90+ Days		
138680	Tiruchirappalli Cantonment Shine	06/20/2019	Cancelled(8*)	0	0	10	-10	-100.00%	11	4	2	1	None	P,S,T,M,VP SC	24+	90+ Days		
125590	Tiruchirappalli Classic	08/24/2015	Active	36	10	4	6	20.00%	37	15	0			M,VP,SC	7			
	Exc Award (06/30/2017, 06/30/2021, 06/30/2022)																	
118673	TIRUCHIRAPPALLI ELITE	01/29/2013	Active	23	0	0	0	0.00%	29		8		N	M,SC	5		\$1,000.30	
142271	Tiruchirappalli Fortune	07/22/2020	Active	49	1	0	1	2.08%	52		5		N		6		\$282.57	



Club Health Assessment for District 324 F through April 2025

			Status	Membership							Reports					Finance	LCIF	
Club Number	Club Name	Charter Date		Current Member Count	YTD Members Added	YTD Members Dropped	YTD Net Growth	YTD Net Growth%	Member Count 12 Months Ago	Avg. length of service for dropped members	Months Since Last MMR ***	Yrs. Since Last Officer Report	President Rotation	Vice President Reported ****	Months Since Last Activity Report ***	Account Balance	Donations for current Fiscal Year	
			Number of times on status quo within last two years	If below 15 members appears					If net loss is greater than 20% appears			If no report in 3 months appears in	When more than one year appears in	Number of repeat terms	Notes the officers that do not have appears in an active	If no report at 12 months red		
Exc Award (06/30/2021)																		
26457	TIRUCHIRAPPALLI HOST	11/10/1959	Active	56	3	2	1	1.82%	56	2	1			N	M,SC	0		
Exc Award (06/30/2017, 06/30/2019, 06/30/2021)																		
134016	Tiruchirappalli Premier Pride	04/09/2018	Active(1)	10	3	1	2	25.00%	8	7	3				T,M,VP,SC	4	90+ Days	
137244	Tiruchirappalli Rockcity Shine	02/06/2019	Active	17	0	1	-1	-5.56%	26	6	8			N	S,T,M,VP	4		
Exc Award (06/30/2020, 06/30/2023)																		
139331	Tiruchirappalli Rockfort Inspire	08/26/2019	Active	45	3	0	3	7.14%	55		0			N	VP,SC	7		
Exc Award (06/30/2020, 06/30/2021)																		
99205	TIRUCHIRAPPALLI ROCKTOWN	04/24/2007	Active(2)	17	1	3	-2	-10.53%	19	8	1				VP	24+		\$2,050.10
Exc Award (06/30/2016, 06/30/2017)																		
147702	Tiruchirappalli Sakthi	07/29/2021	Active(1)	19	6	4	2	11.76%	20	1	0				S,M,VP,SC	3		
136841	Tiruchirappalli Shine City	11/21/2018	Active	29	0	0	0	0.00%	29		11		2		M,VP,SC	3		
142235	Tiruchirappalli Techno City	07/28/2020	Active(1)	5	0	0	0	0.00%	5		8				S,M,VP,SC	23		
130002	Tiruchirappalli Vasantham Centennial	02/15/2017	Active	10	0	1	-1	-9.09%	15	4	0				P,S,T,M,VP SC	1		
Exc Award (06/30/2021)																		
55378	TIRUUKATTUPPALLI	03/07/1994	Active	21	3	0	3	16.67%	19		2				S,T,M,VP,SC	6		\$1,060.20
Exc Award (06/30/2017, 06/30/2020, 06/30/2021)																		
41420	TIRUTHURAIPUNDI TOWN	05/10/1982	Active	61	0	3	-3	-4.69%	63	19	1			N		4		
Exc Award (06/30/2021)																		
149914	Tiruvarur All is Well	04/06/2022	Active(2)	28	2	0	2	7.69%	26		8				M,VP,SC	8		
Exc Award (06/30/2023)																		
121706	Tiruvarur Araneri	03/28/2014	Active	383	13	63	-50	-11.55%	472	3	0				VP	3		\$119.80
Exc Award (06/30/2021, 06/30/2023, 06/30/2024)																		
135452	Tiruvarur Arockiyamadha Shine	07/18/2018	Active(1)	15	1	0	1	7.14%	25		8				P,M,VP,SC	0	90+ Days	\$179.69
Exc Award (06/30/2023)																		
77885	TIRUVARUR CAR CITY	12/02/2003	Active	93	15	0	15	19.23%	78		0			R	VP	5		\$239.59
Exc Award (06/30/2018, 06/30/2021)																		
26459	TIRUVARUR HOST	12/11/1968	Active	45	4	4	0	0.00%	45	3	2				T,M,VP,SC	9		



Club Health Assessment for District 324 F through April 2025

			Status	Membership						Reports					Finance		LCIF
Club Number	Club Name	Charter Date		Current Member Count	YTD Members Added	YTD Members Dropped	YTD Net Growth	YTD Net Growth%	Member Count 12 Months Ago	Avg. length of service for dropped members	Months Since Last MMR ***	Yrs. Since Last Officer Report	President Rotation	Vice President Reported ****	Months Since Last Activity Report ***	Account Balance	Donations for current Fiscal Year
			Number of times on status quo within last two years	If below 15 members appears					If net loss is greater than 20% appears		If no report in 3 months appears in	When more than one year appears in	Number of repeat terms	Notes the officers that do not have an active	If no report at 12 months appears in red		
Exc Award (06/30/2023)																	
118513	TIRUVARUR MANUNEEDEHI	01/02/2013	Active	50	0	0	0	0.00%	52		10			M,VP,SC	2		
Exc Award (06/30/2016, 06/30/2019, 06/30/2023)																	
120173	Tiruvarur Victory	08/19/2013	Active	33	1	0	1	3.13%	34		0		N	P,S,M,SC	7		\$119.80
Exc Award (06/30/2023)																	
120346	Tiruvarur Vilamal	09/16/2013	Active(1)	26	0	2	-2	-7.14%	28	7	0			P,M,VP,SC	6		\$59.90
Exc Award (06/30/2021)																	
29704	TIRUVERUMBUR	07/24/1974	Active	49	6	0	6	13.95%	46		2		N	M,SC	0		\$1,000.30
Exc Award (06/30/2021, 06/30/2023)																	
64344	TRICHIRAPALLI KARUMANDAPAM	05/30/2001	Active	30	3	2	1	3.45%	35	10	0		N		0		\$69.48
Exc Award (06/30/2020, 06/30/2023)																	
54979	TRICHIRAPALLI MAJESTIC	10/19/1993	Active	16	0	3	-3	-15.79%	20	10	4			M,VP,SC	9		
103691	TRICHIRAPPALLI PREMIER	09/22/2008	Active	54	4	5	-1	-1.82%	57	3	0		N	SC	0		
Exc Award (06/30/2017, 06/30/2018, 06/30/2020)																	
106256	TRICHY GOLDEN BAZAAR	08/13/2009	Active(1)	29	0	6	-6	-17.14%	41	11	0			M,VP,SC	9	90+ Days	
Exc Award (06/30/2019)																	
135445	Trichy Samayapuram Shine	07/26/2018	Active(1)	23	0	0	0	0.00%	23		3			T,M,VP,SC	3	90+ Days	
115065	TRICHY TEMPLE CITY NO 1 TOLGATE	09/13/2011	Active	49	12	0	12	32.43%	37		0		N	T,VP,SC	6		\$1,018.27
Exc Award (06/30/2023, 06/30/2024)																	
147679	Udayarpalayam Royal	07/23/2021	Active	27	1	1	0	0.00%	35	3	2			T,M,VP,SC	7		\$59.90
64241	ULLIKKOTTAI	04/30/2001	Active(1)	24	0	2	-2	-7.69%	27	12	4		N	M	15		\$2,042.53
119556	Uppidamangalam	06/10/2013	Active	21	0	0	0	0.00%	26		6		R	T,M,SC	7		
Exc Award (06/30/2024)																	
63678	UPPILIYAPURAM	11/08/2000	Active	86	3	15	-12	-12.24%	113	11	0		N	T,SC	9		\$17.97
Exc Award (06/30/2020)																	
101082	VAILANKANNI	01/24/2008	Active	44	4	2	2	4.76%	42	4	0		N		6		
Exc Award (06/30/2017, 06/30/2023, 06/30/2024)																	
65094	VAIRICHETTIPALAYAM	03/22/2002	Active	37	1	12	-11	-22.92%	48	8	3		R		4		\$1,000.30



Club Health Assessment for District 324 F through April 2025

			Status	Membership							Reports					Finance		LCIF
Club Number	Club Name	Charter Date		Current Member Count	YTD Members Added	YTD Members Dropped	YTD Net Growth	YTD Net Growth%	Member Count 12 Months Ago	Avg. length of service for dropped members	Months Since Last MMR ***	Yrs. Since Last Officer Report	President Rotation	Vice President Reported ****	Months Since Last Activity Report ***	Account Balance	Donations for current Fiscal Year	
			Number of times on status quo within last two years	If below 15 members appears				If net loss is greater than 20% appears			If no report in 3 months appears in	When more than one year appears in	Number of repeat terms	Notes the officers that do not have an active	If no report at 12 months appears in red			
Exc Award (06/30/2020, 06/30/2021, 06/30/2022)																		
112164	VAITHEESHVARANKOIL TEMPLE CITY	09/02/2011	Active	32	3	1	2	6.67%	31	4	0			N	M,VP,SC	9	\$1,000.30	
Exc Award (06/30/2020, 06/30/2021, 06/30/2022)																		
111050	VAITHEESWARANKOIL CENTRAL	05/09/2011	Active	52	9	5	4	8.33%	51	4	1				T,M,VP,SC	8		
151774	Vaitheeswarankoil Victory	08/01/2022	Active	33	5	4	1	3.13%	31	2	4			N	M,SC	0	\$119.80	
Exc Award (06/30/2024)																		
131381	Valikandapuram Centennial	06/16/2017	Cancelled(8*)	0	0	19	-19	-100.00%	21	6	3	1	None		P,S,T,M,VP SC	21	90+ Days	
42487	VEDARANIAM	03/30/1983	Active	95	8	0	8	9.20%	90		1			N	S,T,VP	3	\$359.39	
Exc Award (06/30/2021)																		
123925	Velliyana	01/07/2015	Active(1)	19	0	2	-2	-9.52%	23	4	0				P,M,VP,SC	3		
107673	VILAKKUDI	02/24/2010	Active	29	4	3	1	3.57%	28	5	4			N	M,VP,SC	8	\$131.78	
Exc Award (06/30/2019, 06/30/2023)																		

Clubs Cancelled Previous Fiscal Year – Clubs Cancelled within last 12 months may be reinstated

Club Number	Club Name	Charter Date	Current Status*	Cancellation Date
135299	Mettupalayam	06/20/2018	Cancelled(8*)	12/29/2023
135242	Panjapatty	06/18/2018	Cancelled(8*)	01/29/2024
116994	PUDUPATTINAM PORT	06/08/2012	Cancelled(8*)	01/29/2024
78709	SEMBANARKOIL TEMPLE CITY	04/01/2004	Cancelled(8*)	12/29/2023

Current Total Clubs Count	YTD New Clubs Count	YTD Cancelled Clubs Count	YTD Net Club Gain	Current Total Members Count	YTD Add	YTD Drop	YTD Net Growth	YTD Net Growth %	Member Count 12 Months Ago	Average Member Count Per Club	% of Clubs with less than 20 members	% No MMR in 3 Months	% No Officer Report in 12 Months	% of Clubs with balance 90+ days	Number of Clubs in Status Quo	% Status Quo Clubs in Financial Suspension	Number of Cancelled Clubs	Average Cancelled Club Age	Members Lost Due to Cancellation	% of Clubs Cancelled for Non-Financial Reasons
261	15	17	-2	10,678	1,397	1,258	139	1.32%	11,328	41	13%	40%	0%	5%	0	0%	17	7	296	-18%



Club Health Assessment for District 324 F through April 2025

			Status	Membership							Reports					Finance	LCIF
Club Number	Club Name	Charter Date		Current Member Count	YTD Members Added	YTD Members Dropped	YTD Net Growth	YTD Net Growth%	Member Count 12 Months Ago	Avg. length of service for dropped members	Months Since Last MMR ***	Yrs. Since Last Officer Report	President Rotation	Vice President Reported ****	Months Since Last Activity Report ***	Account Balance	Donations for current Fiscal Year
			Number of times on status quo within last two years	If below 15 members appears				If net loss is greater than 20% appears			If no report in 3 months appears in	When more than one year appears in	Number of repeat terms	Notes the officers that do not have an active	If no report at 12 months appears in red		

* - P - Priority Club. Cancellation Reasons: 1-Objectives/conduct, 2-Non-active club, 5-Non-existing club, 6-Disbanding, 7-Merger, 8-Financial Suspension, 9-District/Multiple District Dues.

** - Abbreviation: P-President, S-Secretary, T-Treasurer, M-Member Chairperson, VP-First Vice President, MC-Communications Chairperson, SC-Service Chairperson

*** - Abbreviation: N/R - Never reported using the Lions Clubs website, N/A - Not applicable, No password registered for the Lions Clubs website.

**** - Abbreviation: N - New, IP - Immediate Past, R - Repeat.



Club Health Assessment for District 324 G through April 2025

			Status	Membership							Reports					Finance		LCIF
Club Number	Club Name	Charter Date		Current Member Count	YTD Members Added	YTD Members Dropped	YTD Net Growth	YTD Net Growth%	Member Count 12 Months Ago	Avg. length of service for dropped members	Months Since Last MMR ***	Yrs. Since Last Officer Report	President Rotation	Vice President Reported ****	Months Since Last Activity Report ***	Account Balance	Donations for current Fiscal Year	
			Number of times on status quo within last two years	If below 15 members appears				If net loss is greater than 20% appears			If no report in 3 months appears in	When more than one year appears in	Number of repeat terms	Notes the officers that do not have an active	If no report at 12 months appears in red			
Clubs less than two years old																		
179056	Aranthangi Chozha	10/17/2024	Active	20	20	0	20	100.00%	0		4			M,VP,SC	1			
174738	Chidambaram Aalayam	07/22/2024	Active	41	41	0	41	100.00%	0		0			T,M,VP,SC	3		\$1,006.29	
176470	Cuddalore Silver Star	07/26/2024	Active(1)	11	21	10	11	100.00%	0	2	0			M,VP,SC	6	90+ Days		
156085	Kallakurichi Ancient City	09/29/2023	Active	18	12	14	-2	-10.00%	20	3	1		2	S,T,M,VP,SC	3			
155132	M Parur	08/07/2023	Active	7	0	7	-7	-50.00%	26	2	4			T,M,VP,SC	8			
156171	Melsiruvallur Junction	09/29/2023	Cancelled(8*)	0	0	20	-20	-100.00%	20	1	12	1	None	P,S,T,M,VP SC	9	90+ Days		
153841	Neyveli Arch	06/15/2023	Cancelled(8*)	0	0	19	-19	-100.00%	21	1	10	1	None	P,S,T,M,VP SC	8	90+ Days		
180920	Neyveli Global City	03/11/2025	Newly Chartered	20	20	0	20	100.00%	0		1			T,M,VP,SC	0			
155315	Neyveli Green City	07/28/2023	Active(1)	20	0	0	0	0.00%	20		12	1	None	P,S,T,M,VP SC	8			
154444	Tindivanam Nagaram	05/31/2023	Active	22	3	6	-3	-12.00%	27	1	0			N P,S,T,M,VP SC	9			
175503	Vadalur Pride	07/26/2024	Active(1)	20	22	2	20	100.00%	0	1	4			N M,SC	1			
155471	Vadalur Supreme	08/07/2023	Active	22	0	3	-3	-12.00%	20	1	9			T,M,VP,SC	8			
Exc Award (06/30/2024)																		
155693	Vadalur Temple City	08/24/2023	Active	20	2	3	-1	-4.76%	20	1	3			N	7		\$1,197.96	
177496	Veppur Town	08/20/2024	Cancelled(8*)	0	28	28	0	0.00%	0	0	1		None	P,S,T,M,VP SC	4	90+ Days		
171739	Villianur Annai	05/22/2024	Cancelled(8*)	0	0	20	-20	-100.00%	0	1	11		None	P,S,T,M,VP SC	8	90+ Days		
179361	Villupuram Annai Maragatham	11/04/2024	Active	20	20	0	20	100.00%	0		5			M,VP,SC	5			
172057	Villupuram Central	06/10/2024	Active	23	2	0	2	9.52%	0		5		2	N VP	0			
Clubs more than two years old																		
68634	AVALURPET	04/15/2003	Active	30	0	1	-1	-3.23%	32	19	0			M,VP,SC	3			
Exc Award (06/30/2016, 06/30/2017, 06/30/20)																		
151895	Avalurpet Chithagiri Murugan	07/21/2022	Active	39	2	0	2	5.41%	41		0			R T	1			
Exc Award (06/30/2023)																		
40716	BAHOOR	12/03/1981	Active	16	1	0	1	6.67%	15		0			N VP	1		\$10.00	
Exc Award (06/30/2016, 06/30/2017)																		



Club Health Assessment for District 324 G through April 2025

			Status	Membership						Reports					Finance		LCIF	
Club Number	Club Name	Charter Date		Current Member Count	YTD Members Added	YTD Members Dropped	YTD Net Growth	YTD Net Growth%	Member Count 12 Months Ago	Avg. length of service for dropped members	Months Since Last MMR ***	Yrs. Since Last Officer Report	President Rotation	Vice President Reported ****	Months Since Last Activity Report ***	Account Balance	Donations for current Fiscal Year	
			Number of times on status quo within last two years	If below 15 members appears					If net loss is greater than 20% appears			If no report in 3 months appears in	When more than one year appears in	Number of repeat terms	Notes the officers that do not have an active	If no report at 12 months appears in red		
48233	BHUWANAGIRI	03/01/1988	Active	63	0	0	0	0.00%	63		8			N	T,SC	0		
Exc Award (06/30/2016, 06/30/2017, 06/30/20																		
103676	CHIDAMBARAM SUPREME	10/14/2008	Active	27	2	0	2	8.00%	25		6			N	M,VP,SC	9		
Exc Award (06/30/2016, 06/30/2017, 06/30/20																		
63845	CHIDAMBARAM COSMOPOLITAN	12/06/2000	Active	70	14	2	12	20.69%	79	7	2				VP,SC	0		\$3,018.87
Exc Award (06/30/2016, 06/30/2017, 06/30/20																		
135398	Chidambaram Golden Roof	07/25/2018	Active	30	0	4	-4	-11.76%	33	7	6				M,VP,SC	1		
Exc Award (06/30/2023, 06/30/2024)																		
26416	CHIDAMBARAM HOST	04/02/1970	Active	30	1	0	1	3.45%	35		7				M,VP,SC	8		
Exc Award (06/30/2016, 06/30/2023)																		
147511	Chidambaram Social Vision and Mission	09/13/2021	Active	20	0	0	0	0.00%	20		12	1	None		P,S,T,M,VP SC	8		
58408	CHIDAMBARAM TEMPLE CITY	06/19/1996	Active	20	1	4	-3	-13.04%	25	10	6				P,M,VP,SC	6		
Exc Award (06/30/2016, 06/30/2017, 06/30/20																		
150960	Chidambaram Thillayambalam	06/07/2022	Active	25	4	8	-4	-13.79%	34	2	1		None		P,M,VP,SC	1		
Exc Award (06/30/2024)																		
62943	CHINNASALEM	03/20/2000	Active	58	3	2	1	1.75%	57	3	0			N	P,M,VP,SC	8		
Exc Award (06/30/2016, 06/30/2017, 06/30/20																		
26417	CUDDALORE	06/21/1970	Active(2)	36	1	0	1	2.86%	35		7				M,VP,SC	8	90+ Days	\$1,006.29
Exc Award (06/30/2017)																		
106403	CUDDALORE ANCIENT CITY	08/26/2009	Active(1)	20	1	2	-1	-4.76%	22	3	8				P,M,VP,SC	8		
Exc Award (06/30/2016, 06/30/2017)																		
61251	CUDDALORE CENTRAL	11/10/1998	Active	31	1	2	-1	-3.13%	29	2	4				T,M,VP,SC	5		\$2,012.58
Exc Award (06/30/2016, 06/30/2017, 06/30/20																		
99974	CUDDALORE COSMOPOLITAN	07/31/2007	Active	25	0	0	0	0.00%	26		4			N	M,VP,SC	6		
Exc Award (06/30/2020)																		
98226	CUDDALORE GOLDEN CITY	12/27/2006	Active	20	1	0	1	5.26%	23		4				M,VP,SC	8		
Exc Award (06/30/2016, 06/30/2017)																		
102091	CUDDALORE PADALI CITY	05/23/2008	Active(1)	19	0	0	0	0.00%	18		9				P,M,VP,SC	8		



Club Health Assessment for District 324 G through April 2025

			Status	Membership							Reports					Finance		LCIF			
Club Number	Club Name	Charter Date		Current Member Count	YTD Members Added	YTD Members Dropped	YTD Net Growth	YTD Net Growth%	Member Count 12 Months Ago	Avg. length of service for dropped members	Months Since Last MMR ***	Yrs. Since Last Officer Report	President Rotation	Vice President Reported ****	Months Since Last Activity Report ***	Account Balance	Donations for current Fiscal Year				
			Number of times on status quo within last two years	If below 15 members appears					If net loss is greater than 20% appears			If no report in 3 months appears in	When more than one year appears in	Number of repeat terms	Notes the officers that do not have an active	If no report at 12 months appears in red					
Exc Award (06/30/2017, 06/30/2019, 06/30/2020)			Cancelled(8*)	Active	23	2	0	2	9.52%	21	0			N	2	90+ Days		\$10.00			
56555 CUDDALORE PORT 02/20/1995																					
Exc Award (06/30/2016, 06/30/2017, 06/30/2020)				Active(1)	24	0	0	0	0.00%	24	12			S,M,VP,SC	8						
143655 Cuddalore Royal 11/23/2020				Active	25	10	2	8	47.06%	18	0	4		M,VP,SC	6						
Exc Award (06/30/2016, 06/30/2018, 06/30/2020)				Active(1)	18	6	11	-5	-21.74%	23	4	0		M,VP,SC	8						
89507 CUDDALORE SUPREME 10/25/2005				Active	15	4	9	-5	-25.00%	19	2	0		None	P,T,M,VP,SC				8		
Exc Award (06/30/2018)				Cancelled(8*)	0	0	21	-21	-100.00%	37	5	4		None	P,S,T,M,VP SC				8		
137835 Eraiyur Karunai 05/23/2019				Active	25	4	0	4	19.05%	26	0			M,VP,SC	8						
Exc Award (06/30/2020)				Active	61	0	2	-2	-3.17%	71	6	8		N	T,M				6		
100789 GINGEE 12/11/2007				Active	28	0	0	0	0.00%	34	10			N					7		
Exc Award (06/30/2016, 06/30/2024)				Active	132	7	4	3	2.33%	128	11	0		N	M				3		
62153 KACHIRAYAPALAYAM - VADAKKANANDAL 06/22/1999				Active	71	15	9	6	9.23%	67	4	4		N					4		
Exc Award (06/30/2016)				Active(1)	19	0	1	-1	-5.00%	24	2	8		M,VP,SC	2						
66641 KALAMARUDUR 09/27/2002				Active	52	3	1	2	4.00%	50	4	2		N	P,M,VP,SC				0		
Exc Award (06/30/2016, 06/30/2017)				Active	21	0	1	-1	-4.55%	24	2	9		N	P,SC				8		
31095 KALLAKURICHI 07/10/1975				Active	31	3	1	2	6.90%	32	3	4		S,T,M,VP,SC	6						
Exc Award (06/30/2019, 06/30/2023, 06/30/2024)																					\$1,006.29
129624 Kallakurichi Nagaram 12/21/2016																					
Exc Award (06/30/2018, 06/30/2020)																					
126411 Kandachipuram Kovil Nagaram 12/28/2015																					
Exc Award (06/30/2017)																					
40717 KATTUMANNARKOIL 12/08/1981																					
Exc Award (06/30/2016, 06/30/2017, 06/30/2020)																					
139220 Kattumannarkoil Cosmopolitan 08/08/2019																					
62452 MANALURPET 10/22/1999																					
Exc Award (06/30/2016, 06/30/2017, 06/30/2020)																					



Club Health Assessment for District 324 G through April 2025

			Status	Membership							Reports					Finance		LCIF
Club Number	Club Name	Charter Date		Current Member Count	YTD Members Added	YTD Members Dropped	YTD Net Growth	YTD Net Growth%	Member Count 12 Months Ago	Avg. length of service for dropped members	Months Since Last MMR ***	Yrs. Since Last Officer Report	President Rotation	Vice President Reported ****	Months Since Last Activity Report ***	Account Balance	Donations for current Fiscal Year	
			Number of times on status quo within last two years	If below 15 members appears				If net loss is greater than 20% appears			If no report in 3 months appears in	When more than one year appears in	Number of repeat terms	Notes the officers that do not have an active	If no report at 12 months appears in red			
135399	Mangalampettai Greens	07/26/2018	Active	41	16	6	10	32.26%	33	3	4		2	T,M,VP,SC	8	90+ Days		
124187	Melmalayanur Koil Nagaram	02/18/2015	Active	29	1	0	1	3.57%	28		7			N	P,T	1		
	Exc Award (06/30/2016, 06/30/2017, 06/30/2018)																	
112094	MOORARPALAM	08/22/2011	Cancelled(8*)	0	0	20	-20	-100.00%	20	9	4	1	None	P,S,T,M,VP SC	8	90+ Days		
	Exc Award (06/30/2016)																	
125256	Nainarpalayam	06/22/2015	Active	33	4	2	2	6.45%	42	7	1			T,M,VP,SC	8		\$886.49	
	Exc Award (06/30/2016, 06/30/2019, 06/30/2020)																	
64040	NELLIKUPPAM SWEET CITY	03/05/2001	Active	19	0	0	0	0.00%	25		10			N	P,T,M	2		
	Exc Award (06/30/2017, 06/30/2019)																	
139410	Neyveli	08/08/2019	Status Quo(2)	18	0	2	-2	-10.00%	25	4	4			N	P,S	5	90+ Days	
	Exc Award (06/30/2020)																	
77597	NEYVELI COSMOPOLITAN	09/19/2003	Active	13	0	0	0	0.00%	16		7			T,VP	8			
	Exc Award (06/30/2016, 06/30/2017, 06/30/2018)																	
67432	NEYVELI DIAMOND CITY	03/05/2003	Active	12	0	5	-5	-29.41%	17	6	8			P,T,M,VP,SC	8			
	Exc Award (06/30/2016, 06/30/2017, 06/30/2018)																	
105778	NEYVELI ELITE	06/12/2009	Active	24	0	0	0	0.00%	29		9			T,M,VP,SC	5			
	Exc Award (06/30/2021, 06/30/2023)																	
54761	NEYVELI LIGNITE CITY	07/20/1993	Active	20	0	0	0	0.00%	20		7		2	R	P,VP,SC	8		
	Exc Award (06/30/2016)																	
60555	NEYVELI POWER CITY	03/23/1998	Active	14	1	17	-16	-53.33%	34	5	1		None	P,S,T,M,VP SC	7			
	Exc Award (06/30/2016, 06/30/2018, 06/30/2020)																	
128519	Neyveli Solar City	08/11/2016	Active	12	1	1	0	0.00%	13	6	7			N		2		
117774	NEYVELI VAARIYAR SWAMIGAL	09/05/2012	Active	13	0	0	0	0.00%	16		10			P,T,M,VP,SC	8			
147392	Palayamkottai Supreme	07/07/2021	Cancelled(8*)	0	0	25	-25	-100.00%	25	3	12	1	None	P,S,T,M,VP SC	8	90+ Days		
132891	Pandalam Kolathur	10/26/2017	Active	33	2	9	-7	-17.50%	40	5	0			N	T,M,VP,SC	1		
	Exc Award (06/30/2018, 06/30/2020)																	
108943	PANDALAM TEMPLE CITY	07/21/2010	Active	28	3	4	-1	-3.45%	29	13	1			N	T,SC	6		
26439	Panruti Host	12/11/1972	Active	44	5	0	5	12.82%	40		0			S,T,M,VP,SC	9			



Club Health Assessment for District 324 G through April 2025

			Status	Membership							Reports					Finance		LCIF
Club Number	Club Name	Charter Date		Current Member Count	YTD Members Added	YTD Members Dropped	YTD Net Growth	YTD Net Growth%	Member Count 12 Months Ago	Avg. length of service for dropped members	Months Since Last MMR ***	Yrs. Since Last Officer Report	President Rotation	Vice President Reported ****	Months Since Last Activity Report ***	Account Balance	Donations for current Fiscal Year	
			Number of times on status quo within last two years	If below 15 members appears			If net loss is greater than 20% appears			If no report in 3 months appears in			When more than one year appears in	Number of repeat terms	Notes the officers that do not have an active	If no report at 12 months appears in red		
Exc Award (06/30/2016, 06/30/2018, 06/30/2020)																		
116689	PANRUTI RENAISSANCE	05/11/2012	Active	13	0	0	0	0.00%	14		9	1	None	P,S,T,M,VP SC	8			
47458	PENNADAM	06/08/1987	Active	59	12	0	12	25.53%	47		0			N	0		\$1,227.92	
Exc Award (06/30/2016, 06/30/2019, 06/30/2020)																		
103672	PONDICHERRY EXCELLENCE	09/18/2008	Active	37	3	2	1	2.78%	34	1	4			VP,SC	4		\$239.60	
Exc Award (06/30/2017, 06/30/2018, 06/30/2020)																		
142885	Pondicherry Aalayam	09/10/2020	Active(1)	18	2	5	-3	-14.29%	20	7	3			R M	8			
Exc Award (06/30/2024)																		
139033	Pondicherry Auro Beach	08/05/2019	Cancelled(8*)	0	0	13	-13	-100.00%	13	6	4		None	P,S,T,M,VP SC	8	90+ Days		
Exc Award (06/30/2020)																		
60370	PONDICHERRY AURO CITY	02/16/1998	Active	39	2	0	2	5.41%	36		0		2	T,M,VP,SC	9			
Exc Award (06/30/2016, 06/30/2017, 06/30/2020)																		
50869	PONDICHERRY CENTRAL	07/05/1990	Active	72	6	2	4	5.88%	70	10	0			M,VP,SC	1			
Exc Award (06/30/2016, 06/30/2017, 06/30/2020)																		
51566	PONDICHERRY COSMOPOLITAN	04/17/1991	Active	50	14	1	13	35.14%	31	3	0		2	M,VP	7		\$2,012.58	
Exc Award (06/30/2016, 06/30/2017)																		
56148	PONDICHERRY FRENCH CITY	10/12/1994	Active(2)	17	5	2	3	21.43%	14	16	5			M,VP,SC	9			
Exc Award (06/30/2016)																		
127893	Pondicherry Friends City	06/15/2016	Active(2)	10	10	10	0	0.00%	14	6	3		2	P,T,M,VP,SC	8			
Exc Award (06/30/2017, 06/30/2019, 06/30/2020)																		
152148	Pondicherry Greater	08/12/2022	Active(1)	17	1	3	-2	-10.53%	17	2	4			S,T,M,VP,SC	5			
135402	Pondicherry Heritage	09/18/2018	Active(1)	9	0	0	0	0.00%	9		3			M,VP,SC	8			
26442	PONDICHERRY HOST	12/27/1959	Active	50	8	8	0	0.00%	53	6	0			R P,S,T,VP	1			
Exc Award (06/30/2016, 06/30/2017, 06/30/2020)																		
95898	PONDICHERRY KAVI BHARATHIAR	02/09/2006	Active	22	4	9	-5	-18.52%	26	4	0			T,M,VP,SC	4		\$1,036.29	
Exc Award (06/30/2016, 06/30/2017, 06/30/2020)																		
152201	Pondicherry Legends	08/26/2022	Active	21	1	0	1	5.00%	21		7			N T,M,SC	7			



Club Health Assessment for District 324 G through April 2025

Club Number	Club Name	Charter Date	Status	Membership							Reports					Finance	LCIF
				Current Member Count	YTD Members Added	YTD Members Dropped	YTD Net Growth	YTD Net Growth%	Member Count 12 Months Ago	Avg. length of service for dropped members	Months Since Last MMR ***	Yrs. Since Last Officer Report	President Rotation	Vice President Reported ****	Months Since Last Activity Report ***	Account Balance	Donations for current Fiscal Year
			Number of times on status quo within last two years	If below 15 members appears				If net loss is greater than 20% appears			If no report in 3 months appears	When more than one year appears in	Number of repeat terms	Notes the officers that do not have an active	If no report at 12 months red		
99965	PONDICHERRY LIGHT HOUSE Exc Award (06/30/2016, 06/30/2020, 06/30/20	08/02/2007	Active	22	0	6	-6	-21.43%	28	6	9			S,M,VP,SC	4		
63721	PONDICHERRY MILLENNIUM Exc Award (06/30/2016, 06/30/2017, 06/30/20	11/28/2000	Active	52	1	26	-25	-32.47%	75	6	2		N	P,T,VP	8		
63620	PONDICHERRY PORT Exc Award (06/30/2016)	10/09/2000	Active	5	0	0	0	0.00%	5		5	1	None	P,S,T,M,VP SC	8		
150448	Pondicherry Supreme Exc Award (06/30/2024)	04/07/2022	Active	15	3	3	0	0.00%	15	12	0			S,T,M,VP,SC	5		
103641	PONDICHERRY VEDAPURI Exc Award (06/30/2017, 06/30/2020)	09/16/2008	Active	15	0	0	0	0.00%	16		10			T,M,VP,SC	9		
99859	PORTONOVO Exc Award (06/30/2017, 06/30/2021)	06/29/2007	Active	27	1	2	-1	-3.57%	28	6	4			M,VP,SC	5		
152598	Rettanai Rivers	09/19/2022	Active(2)	22	22	22	0	0.00%	22	2	3		2	M,VP,SC	8		
98247	SANKARAPURAM TOWN Exc Award (06/30/2016, 06/30/2018, 06/30/20	01/05/2007	Active	36	0	0	0	0.00%	36		4	1	None	P,S,T,M,VP SC	8		
45472	SETHIATHOPE Exc Award (06/30/2016, 06/30/2017, 06/30/20	10/08/1985	Active	31	0	1	-1	-3.13%	36	2	4		R	M,VP,SC	4		
106404	SRIMUSHNAM Exc Award (06/30/2016, 06/30/2022, 06/30/20	08/26/2009	Active	79	0	5	-5	-5.95%	82	6	2			T,M,VP,SC	2		\$2,116.89
147395	Srimushnam Nala Exc Award (06/30/2023, 06/30/2024)	08/27/2021	Active	38	1	0	1	2.70%	37		7			S,T,M,VP,SC	0		
67581	THIRUKKANUR Exc Award (06/30/2016, 06/30/2017, 06/30/20	03/25/2003	Active	61	21	1	20	48.78%	39	3	2			T,M,VP,SC	1		
151896	Thirukkanur Temple City	07/22/2022	Active	21	7	0	7	50.00%	20		2			S,T,M,VP,SC	0		
98618	THIRUVENNAINALLUR SANGAMAM Exc Award (06/30/2016, 06/30/2018)	02/20/2007	Cancelled(8*)	0	0	16	-16	-100.00%	16	9	6		None	P,S,T,M,VP SC	9	90+ Days	
58171	THIYAGADURGAM Exc Award (06/30/2016, 06/30/2017, 06/30/20	04/23/1996	Active(1)	54	1	1	0	0.00%	59	9	5		N	S,M	8		




Club Health Assessment for District 324 G through April 2025

			Status	Membership							Reports					Finance		LCIF
Club Number	Club Name	Charter Date		Current Member Count	YTD Members Added	YTD Members Dropped	YTD Net Growth	YTD Net Growth%	Member Count 12 Months Ago	Avg. length of service for dropped members	Months Since Last MMR ***	Yrs. Since Last Officer Report	President Rotation	Vice President Reported ****	Months Since Last Activity Report ***	Account Balance	Donations for current Fiscal Year	
			Number of times on status quo within last two years	If below 15 members appears					If net loss is greater than 20% appears		If no report in 3 months appears in	When more than one year appears in	Number of repeat terms	Notes the officers that do not have an active	If no report at 12 months appears in red			
26451	TINDIVANAM	02/20/1973	Active	52	15	0	15	40.54%	38		3			N	P,VP	6		
Exc Award (06/30/2017, 06/30/2018, 06/30/20																		
142016	Tindivanam Challengers	07/10/2020	Active	22	0	0	0	0.00%	22		12				P,M,VP,SC	8		
64144	TINDIVANAM MANILA NAGAR	04/03/2001	Active	57	4	0	4	7.55%	53		3			R	M,VP,SC	0		
Exc Award (06/30/2016, 06/30/2018, 06/30/20																		
109333	TINDIVANAM NANBARGAL	09/27/2010	Active(1)	28	4	5	-1	-3.45%	31	7	3			R	P,VP	1		
Exc Award (06/30/2017)																		
123286	Tindivanam Service	10/07/2014	Active(1)	32	0	1	-1	-3.03%	33	7	4			R	P	4		
Exc Award (06/30/2016, 06/30/2017, 06/30/20																		
55836	TIRUKOILUR TEMPLE CITY	06/13/1994	Active	40	0	0	0	0.00%	40		12				T,M,VP,SC	3		\$350.00
Exc Award (06/30/2016, 06/30/2018, 06/30/20																		
135400	Tirukoilur Town	07/26/2018	Active	32	4	0	4	14.29%	28		5				M,VP,SC	1		
46561	TITTAGUDI	09/11/1986	Active(1)	26	2	4	-2	-7.14%	25	2	5				P,T,M,VP	2		
Exc Award (06/30/2020)																		
38748	ULUNDURPET	06/25/1980	Active	49	1	0	1	2.08%	51		0			N	S,T,VP	8		
Exc Award (06/30/2017, 06/30/2018)																		
26461	Vadalur Host	08/21/1972	Active	25	3	1	2	8.70%	27	1	3				M,VP,SC	2		
Exc Award (06/30/2016, 06/30/2020)																		
118935	VADALURE NEW THOUGHT	03/13/2013	Active(1)	13	2	0	2	18.18%	16		9			R	P,S,M,VP,SC	9		
Exc Award (06/30/2016)																		
64719	VIKRAVANDI	10/18/2001	Active(2)	20	0	0	0	0.00%	22		10				M,VP,SC	8		
Exc Award (06/30/2016)																		
151372	Villupuram City	06/28/2022	Active	19	8	2	6	46.15%	25	6	5			R	S	6		
26464	VILLUPURAM HOST	10/27/1968	Active	63	7	6	1	1.61%	61	7	0			N	M,SC	2		
Exc Award (06/30/2016, 06/30/2017, 06/30/20																		
66812	VILLUPURAM JUNCTION	11/11/2002	Active	49	5	4	1	2.08%	50	13	0			R	M	0		\$1,006.29
Exc Award (06/30/2016, 06/30/2019)																		
106208	VILLUPURAM KAAMADHENU	08/11/2009	Active	51	6	5	1	2.00%	50	3	4			N	P,T,M,SC	1		\$1,006.29
Exc Award (06/30/2017, 06/30/2018, 06/30/20																		



Club Health Assessment for District 324 G through April 2025

			Status	Membership						Reports					Finance	LCIF	
Club Number	Club Name	Charter Date		Current Member Count	YTD Members Added	YTD Members Dropped	YTD Net Growth	YTD Net Growth%	Member Count 12 Months Ago	Avg. length of service for dropped members	Months Since Last MMR ***	Yrs. Since Last Officer Report	President Rotation	Vice President Reported ****	Months Since Last Activity Report ***	Account Balance	Donations for current Fiscal Year
			Number of times on status quo within last two years	If below 15 members appears				If net loss is greater than 20% appears			If no report in 3 months appears in	When more than one year appears in	Number of repeat terms	Notes the officers that do not have an active	If no report at 12 months appears in red		
112097	VILLUPURAM SANGAMAM	08/22/2011	Active	79	4	0	4	5.33%	104		0			R	0		
	Exc Award (06/30/2016, 06/30/2017, 06/30/2018)																
128302	Villupuram Supreme	07/18/2016	Active	14	7	0	7	100.00%	7		8			S,T,M,VP,SC	8		
	Exc Award (06/30/2018, 06/30/2022)																
99291	VRIDDHACHALAM AALAYAM	05/01/2007	Active(1)	16	1	0	1	6.67%	20		3			S,M,VP,SC	8		
	Exc Award (06/30/2016, 06/30/2017, 06/30/2018)																
26465	Vriddhachalam Host	03/28/1973	Active	88	5	4	1	1.15%	89	11	5			M,VP,SC	6		
	Exc Award (06/30/2016, 06/30/2019, 06/30/2020)																
68558	VRIDDHACHALAM SUPREME	04/15/2003	Active(2)	28	1	6	-5	-15.15%	33	10	4		N	P,S,T,VP	9		
	Exc Award (06/30/2018, 06/30/2022, 06/30/2023)																
56438	VRIDDHACHALAM TEMPLE CITY	01/16/1995	Active	19	0	0	0	0.00%	23		9		N	M	9		
	Exc Award (06/30/2016, 06/30/2020)																
105439	VRIDHACHALAM COSMOPOLITAN	05/12/2009	Active	16	0	0	0	0.00%	19		6			M,VP,SC	8		

Clubs Cancelled Previous Fiscal Year – Clubs Cancelled within last 12 months may be reinstated

Club Number	Club Name	Charter Date	Current Status*	Cancellation Date
148399	Aladi Ayries	09/27/2021	Cancelled(8*)	12/29/2023
143020	Chidambaram Excellence	09/30/2020	Cancelled(8*)	08/29/2023
84030	CUDDALORE BHARATHI	08/17/2004	Cancelled(8*)	01/29/2024
101617	PUDUPATTU	03/27/2008	Cancelled(8*)	12/29/2023

Current Total Clubs Count	YTD New Clubs Count	YTD Cancelled Clubs Count	YTD Net Club Gain	Current Total Members Count	YTD Add	YTD Drop	YTD Net Growth	YTD Net Growth %	Member Count 12 Months Ago	Average Member Count Per Club	% of Clubs with less than 20 members	% No MMR in 3 Months	% No Officer Report in 12 Months	% of Clubs with balance 90+ days	Number of Clubs in Status Quo	% Status Quo Clubs in Financial Suspension	Number of Cancelled Clubs	Average Cancelled Club Age	Members Lost Due to Cancellation	% of Clubs Cancelled for Non-Financial Reasons
111	7	9	-2	3,491	514	486	28	0.81%	3,636	31	27%	67%	5%	4%	1	100%	9	10	182	-44%



Club Health Assessment for District 324 G through April 2025

			Status	Membership							Reports				Finance	LCIF	
				Current Member Count	YTD Members Added	YTD Members Dropped	YTD Net Growth	YTD Net Growth%	Member Count 12 Months Ago	Avg. length of service for dropped members	Months Since Last MMR ***	Yrs. Since Last Officer Report	President Rotation	Vice President Reported ****	Months Since Last Activity Report ***	Account Balance	Donations for current Fiscal Year
Club Number	Club Name	Charter Date	Number of times on status quo within last two years	If below 15 members appears				If net loss is greater than 20% appears			If no report in 3 months appears in	When more than one year appears in	Number of repeat terms	Notes the officers that do not have an active	If no report at 12 months appears in red		

* - P - Priority Club. Cancellation Reasons: 1-Objectives/conduct, 2-Non-active club, 5-Non-existing club, 6-Disbanding, 7-Merger, 8-Financial Suspension, 9-District/Multiple District Dues.
** - Abbreviation: P-President, S-Secretary, T-Treasurer, M-Member Chairperson, VP-First Vice President, MC-Communications Chairperson, SC-Service Chairperson
*** - Abbreviation: N/R - Never reported using the Lions Clubs website, N/A - Not applicable, No password registered for the Lions Clubs website.
**** - Abbreviation: N - New, IP - Immediate Past, R - Repeat.



Club Health Assessment for District 324 H through April 2025

			Status	Membership							Reports					Finance		LCIF
Club Number	Club Name	Charter Date		Current Member Count	YTD Members Added	YTD Members Dropped	YTD Net Growth	YTD Net Growth%	Member Count 12 Months Ago	Avg. length of service for dropped members	Months Since Last MMR ***	Yrs. Since Last Officer Report	President Rotation	Vice President Reported ****	Months Since Last Activity Report ***	Account Balance	Donations for current Fiscal Year	
			Number of times on status quo within last two years	If below 15 members appears					If net loss is greater than 20% appears		If no report in 3 months appears in	When more than one year appears in	Number of repeat terms	Notes the officers that do not have an active	If no report at 12 months appears in red			
Clubs less than two years old																		
156252	Ammoor	10/25/2023	Active	35	0	0	0	0.00%	35		0		2	M,VP,SC	7	90+ Days		
Exc Award (06/30/2024)																		
178761	Chinna Kanchipuram Udhayam	10/04/2024	Active	20	20	0	20	100.00%	0		1			M,VP,SC	3			
155093	Gajalnaickenpatti	07/07/2023	Active	40	6	4	2	5.26%	38	1	1			R	0		\$1,065.73	
Exc Award (06/30/2024)																		
180964	Gudiyatham Thiruvalluvar	03/25/2025	Newly Chartered	20	20	0	20	100.00%	0		0			VP	N/R			
171463	Jolarpet Train Town	05/16/2024	Active	21	0	0	0	0.00%	0		11		None	P,T,M,VP,SC	8			
Exc Award (06/30/2024)																		
174474	Kanchipuram Greater City	09/13/2024	Active	20	20	0	20	100.00%	0		7			M,VP,SC	N/R	90+ Days		
157532	Kanchipuram Handloom City	02/22/2024	Active	20	6	7	-1	-4.76%	20	2	1		2	S,M,VP,SC	1			
Exc Award (06/30/2024)																		
180835	Kanchipuram Kamarajar	04/01/2025	Newly Chartered	20	20	0	20	100.00%	0		0			M,VP,SC	N/R			
181169	Kanchipuram She Shakthi	03/25/2025	Newly Chartered	20	21	1	20	100.00%	0	0	0			M,VP,SC	N/R			
171320	Kanchipuram Vidiyal	05/27/2024	Active	20	0	0	0	0.00%	0		0		2	T,M,VP,SC	7			
174313	Katpadi Psumai	07/23/2024	Active	20	20	0	20	100.00%	0		9			M,VP,SC	4	90+ Days		
172317	Madapalli	06/20/2024	Active	23	8	8	0	0.00%	0	0	1		2	T,M,VP,SC	0		\$658.88	
157120	Oragadam Industrial Town	01/08/2024	Cancelled(8*)	0	1	21	-20	-100.00%	20	1	7		None	P,S,T,M,VP SC	6	90+ Days		
155811	Paradarami	09/18/2023	Active(1)	20	0	0	0	0.00%	20		7	1	None	P,S,T,M,VP SC	N/R	90+ Days		
Exc Award (06/30/2024)																		
175944	Podaturpet Subramanya Bharathi	08/20/2024	Active	20	20	0	20	100.00%	0		8			M,VP,SC	N/A	90+ Days		
154260	Ranipet King Makers	05/02/2023	Cancelled(8*)	0	0	22	-22	-100.00%	22	2	4	1	None	P,S,T,M,VP SC	11	90+ Days		
172402	Sholinghur Temple City	06/21/2024	Active	24	4	0	4	20.00%	0		3			M,VP,SC	2			
172336	Tirupattur Bright	06/22/2024	Active	21	6	5	1	5.00%	0	0	3		2	N VP,SC	2			
173729	Tirupattur Jawadhhu	07/12/2024	Active	29	29	0	29	100.00%	0		2			T,M,VP,SC	1			



Club Health Assessment for District 324 H through April 2025

			Status	Membership							Reports					Finance	LCIF
Club Number	Club Name	Charter Date		Current Member Count	YTD Members Added	YTD Members Dropped	YTD Net Growth	YTD Net Growth%	Member Count 12 Months Ago	Avg. length of service for dropped members	Months Since Last MMR ***	Yrs. Since Last Officer Report	President Rotation	Vice President Reported ****	Months Since Last Activity Report ***	Account Balance	Donations for current Fiscal Year
			Number of times on status quo within last two years	If below 15 members appears				If net loss is greater than 20% appears			If no report in 3 months appears in	When more than one year appears in	Number of repeat terms	Notes the officers that do not have an active	If no report at 12 months appears in red		
172329	Vellore Professional	06/21/2024	Active	21	4	3	1	5.00%	0	0	2		2	M,VP,SC	2	90+ Days	
175289	Vellore Royals	07/19/2024	Active	21	21	0	21	100.00%	0		9			M,VP,SC	6		\$119.80
Clubs more than two years old																	
26406	AMBUR	03/21/1972	Active	65	4	9	-5	-7.14%	69	8	1			N	1		
Exc Award (06/30/2017, 06/30/2018, 06/30/2020)																	
85956	AMMAIYARKUPPAM KURAL NERI	03/22/2005	Active	38	9	2	7	22.58%	31	11	0			S,T,M,VP,SC	9		
Exc Award (06/30/2017, 06/30/2021, 06/30/2020)																	
151751	Ammaiyarkuppam Vallalar	07/19/2022	Cancelled(8*)	0	0	17	-17	-100.00%	17	2	4	1	None	P,S,T,M,VP SC	18	90+ Days	
Exc Award (06/30/2024)																	
116235	ARAKKONAM CROWN	03/05/2012	Active	21	0	2	-2	-8.70%	23	9	0			N	P,T,SC	6	
Exc Award (06/30/2018, 06/30/2021, 06/30/2020)																	
117467	ARAKKONAM EDUCATION WORLD	07/26/2012	Active	20	0	0	0	0.00%	20		12			N	M	19	
Exc Award (06/30/2021, 06/30/2022)																	
62653	ARAKKONAM INDIAN NAVAL CITY	01/03/2000	Active	57	6	0	6	11.76%	53		1			N	M	1	
Exc Award (06/30/2018, 06/30/2019, 06/30/2020)																	
62478	ARAKKONAM JUNCTION	11/08/1999	Active	52	3	2	1	1.96%	52	4	3			N	T,M	0	\$1,629.22
Exc Award (06/30/2017, 06/30/2018, 06/30/2020)																	
62431	ARCOT	10/18/1999	Active	17	0	2	-2	-10.53%	20	15	4				P,S,T,M,VP SC	8	
Exc Award (06/30/2017)																	
135403	Arcot Delhi Gate	07/17/2018	Cancelled(8*)	0	1	22	-21	-100.00%	32	3	1		None	P,S,T,M,VP SC	15	90+ Days	
Exc Award (06/30/2019, 06/30/2022, 06/30/2020)																	
153539	Arcot Vivekananda	03/14/2023	Active	20	0	0	0	0.00%	20		12	1	None	P,S,T,M,VP SC	N/A	90+ Days	
151753	Athimanjeripet Nellikundram Murugan	07/13/2022	Active(1)	20	0	0	0	0.00%	20		7			M,VP,SC	1		
Exc Award (06/30/2024)																	
153425	Banavaram Green Forest	03/24/2023	Cancelled(8*)	0	0	13	-13	-100.00%	20	2	4	1	None	P,S,T,M,VP SC	21	90+ Days	
144092	Chinna Kanchipuram	12/21/2020	Active	29	2	6	-4	-12.12%	36	4	2		2	R	T,SC	2	
Exc Award (06/30/2021, 06/30/2022, 06/30/2020)																	



Club Health Assessment for District 324 H through April 2025

			Status	Membership							Reports					Finance		LCIF
Club Number	Club Name	Charter Date		Current Member Count	YTD Members Added	YTD Members Dropped	YTD Net Growth	YTD Net Growth%	Member Count 12 Months Ago	Avg. length of service for dropped members	Months Since Last MMR ***	Yrs. Since Last Officer Report	President Rotation	Vice President Reported ****	Months Since Last Activity Report ***	Account Balance	Donations for current Fiscal Year	
			Number of times on status quo within last two years	If below 15 members appears				If net loss is greater than 20% appears			If no report in 3 months appears in	When more than one year appears in	Number of repeat terms	Notes the officers that do not have an active	If no report at 12 months appears in red			
153540	Gudiyatham National Flag Exc Award (06/30/2023)	01/27/2023	Cancelled(8*)	0	0	26	-26	-100.00%	26	2	4	1	None	P,S,T,M,VP SC	N/A	90+ Days		
144295	Gudiyattam Ponmanam Exc Award (06/30/2021, 06/30/2022)	12/24/2020	Cancelled(8*)	0	0	19	-19	-100.00%	19	4	8		None	P,S,T,M,VP SC	18	90+ Days		
149915	Gudiyattam Rainbow Exc Award (06/30/2022)	02/28/2022	Cancelled(8*)	0	0	23	-23	-100.00%	25	3	4		None	P,S,T,M,VP SC	12	90+ Days		
63714	GUDIYATTAM TOWN Exc Award (06/30/2017, 06/30/2018, 06/30/20	11/28/2000	Active	51	5	3	2	4.08%	51	6	0			N	T	1	\$2,197.66	
140936	Kadambathur Exc Award (06/30/2021, 06/30/2022)	02/12/2020	Active(1)	22	4	13	-9	-29.03%	31	3	5			IP	T,M,VP,SC	0		
53715	KANCHEEPURAM ANCIENT CITY Exc Award (06/30/2017)	09/28/1992	Active	27	2	4	-2	-6.90%	35	10	2				M,VP,SC	2	\$179.69	
108740	KANCHEEPURAM ASHOKNAGAR Exc Award (06/30/2017, 06/30/2018)	06/28/2010	Active	35	1	0	1	2.94%	35		1				M,VP,SC	3	\$527.10	
26421	KANCHEEPURAM HOST Exc Award (06/30/2017, 06/30/2018, 06/30/20	01/22/1966	Active	122	7	11	-4	-3.17%	147	9	0			N	M,SC	1	\$4,013.16	
49563	KANCHEEPURAM SILK CITY Exc Award (06/30/2021, 06/30/2022)	05/30/1989	Active	27	1	0	1	3.85%	35		0				M,VP,SC	7	\$6,851.79	
48695	KANCHEEPURAM TEMPLE CITY Exc Award (06/30/2018, 06/30/2020, 06/30/20	06/01/1988	Active	47	5	4	1	2.17%	46	6	0			R		0	\$851.12	
125711	Kanchipuram Abdul Kalam Exc Award (06/30/2022, 06/30/2024)	09/08/2015	Active	15	3	8	-5	-25.00%	20	5	0				P,S,T,M,VP SC	6		
147391	Kanchipuram Amudha Surabi Exc Award (06/30/2022)	07/22/2021	Cancelled(8*)	0	0	21	-21	-100.00%	21	3	11		None	P,S,T,M,VP SC	12	90+ Days		
125608	Kanchipuram Anna Exc Award (06/30/2017, 06/30/2021, 06/30/20	08/12/2015	Active	31	10	8	2	6.90%	29	3	0				M,VP,SC	0	\$4,045.58	
131865	Kanchipuram Centennial Exc Award (06/30/2018, 06/30/2022)	07/03/2017	Active	21	1	0	1	5.00%	18		2			R	S,T,M,VP,SC	6		



Club Health Assessment for District 324 H through April 2025

			Status	Membership							Reports					Finance		LCIF
Club Number	Club Name	Charter Date		Current Member Count	YTD Members Added	YTD Members Dropped	YTD Net Growth	YTD Net Growth%	Member Count 12 Months Ago	Avg. length of service for dropped members	Months Since Last MMR ***	Yrs. Since Last Officer Report	President Rotation	Vice President Reported ****	Months Since Last Activity Report ***	Account Balance	Donations for current Fiscal Year	
			Number of times on status quo within last two years	If below 15 members appears				If net loss is greater than 20% appears			If no report in 3 months appears in	When more than one year appears in	Number of repeat terms	Notes the officers that do not have an active	If no report at 12 months appears in red			
152227	Kanchipuram Crescent Exc Award (06/30/2024)	08/23/2022	Active	21	7	4	3	16.67%	23	2	0			N	P,M,SC	3	\$213.86	
153277	Kanchipuram Health and Wealth Exc Award (06/30/2024)	12/22/2022	Active	22	3	1	2	10.00%	16	0	1				S,M,VP,SC	5		
58296	KANCHIPURAM HELEN KELLER Exc Award (06/30/2016, 06/30/2017, 06/30/2018)	05/13/1996	Active	43	7	2	5	13.16%	43	36	0				VP,SC	0	\$2,393.07	
126079	KANCHIPURAM HISTORICAL CITY Exc Award (06/30/2017, 06/30/2019, 06/30/2020)	12/28/2015	Active	45	2	0	2	4.65%	46		8			R	T,M,VP	0		
120261	Kanchipuram Mahathma Exc Award (06/30/2021, 06/30/2022, 06/30/2023)	09/04/2013	Active	16	0	6	-6	-27.27%	26	5	0		None		P,S,M,VP,SC	3		
153542	Kanchipuram Mamallan Exc Award (06/30/2024)	01/20/2023	Active	23	2	0	2	9.52%	23		1			N	T,M,VP	0		
50729	KANCHIPURAM PALLAVAN CITY Exc Award (06/30/2018, 06/30/2019, 06/30/2020)	06/21/1990	Active	63	6	7	-1	-1.56%	64	10	0			N	T,SC	0	\$3,126.04	
151755	Kanchipuram Uravugal Exc Award (06/30/2024)	10/13/2022	Cancelled(8*)	0	0	20	-20	-100.00%	20	2	4		None		P,S,T,M,VP SC	N/A	90+ Days	
147364	Kanchipuram Vallal Exc Award (06/30/2024)	07/26/2021	Active	14	0	0	0	0.00%	16		10				P,S,T,M,VP SC	6		
102465	KATPADI Exc Award (06/30/2017, 06/30/2018, 06/30/2019)	06/18/2008	Active	30	1	1	0	0.00%	41	1	9				P,T,M,VP,SC	9		
145651	Katpadi Junction Exc Award (06/30/2019, 06/30/2021, 06/30/2022)	03/24/2021	Active	11	6	5	1	10.00%	12	4	2		4		T,M,VP,SC	2	90+ Days	
61601	KAVERIPAKKAM Exc Award (06/30/2019, 06/30/2021, 06/30/2022)	03/08/1999	Active	25	2	0	2	8.70%	27		2		None		P,T,M,VP,SC	19	\$381.02	
109108	MUGUNDARAYAPURAM Exc Award (06/30/2017, 06/30/2018, 06/30/2019)	08/27/2010	Active	37	9	1	8	27.59%	31	3	1				T,M,VP	0	\$119.80	
61124	NAMALI Exc Award (06/30/2017, 06/30/2019, 06/30/2020)	09/09/1998	Active	33	0	1	-1	-2.94%	34	26	1			R	S,T,M,VP,SC	0		
150699	Ocheri Exc Award (06/30/2023)	05/09/2022	Active(2)	14	14	17	-3	-17.65%	17	2	2		5	N	S,T,VP,SC	16		



Club Health Assessment for District 324 H through April 2025

			Status	Membership							Reports					Finance		LCIF
Club Number	Club Name	Charter Date		Current Member Count	YTD Members Added	YTD Members Dropped	YTD Net Growth	YTD Net Growth%	Member Count 12 Months Ago	Avg. length of service for dropped members	Months Since Last MMR ***	Yrs. Since Last Officer Report	President Rotation	Vice President Reported ****	Months Since Last Activity Report ***	Account Balance	Donations for current Fiscal Year	
			Number of times on status quo within last two years	If below 15 members appears				If net loss is greater than 20% appears			If no report in 3 months appears in	When more than one year appears in	Number of repeat terms	Notes the officers that do not have an active	If no report at 12 months appears in red			
62591	PALLIPAT	12/21/1999	Active	37	4	1	3	8.82%	38	2	0			N	M,VP,SC	2		
	Exc Award (06/30/2017, 06/30/2021, 06/30/2022)																	
63726	PANAPAKKAM	11/28/2000	Active	25	0	0	0	0.00%	27		1			N	M	9		
	Exc Award (06/30/2022)																	
151754	Panapakkam Ever Green	07/14/2022	Active	21	0	0	0	0.00%	21		10				M,VP,SC	18	90+ Days	
122978	Panapakkam Green Town	08/21/2014	Cancelled(8*)	0	0	13	-13	-100.00%	13	9	12		None		P,S,T,M,VP SC	21	90+ Days	
	Exc Award (06/30/2017, 06/30/2019, 06/30/2020)																	
142401	Panapakkam Temple City	07/30/2020	Active	23	0	5	-5	-17.86%	28	1	4				M,VP,SC	4		
	Exc Award (06/30/2021, 06/30/2022, 06/30/2023)																	
148412	Patchur	09/30/2021	Active	27	3	2	1	3.85%	28	2	1				M,VP,SC	7		
	Exc Award (06/30/2022, 06/30/2024)																	
65215	PERAMBAKKAM	04/09/2002	Active	35	4	2	2	6.06%	33	19	0				S,T,M,VP,SC	1		
	Exc Award (06/30/2018, 06/30/2019, 06/30/2020)																	
147799	Periya Kanchipuram	08/31/2021	Active	21	0	0	0	0.00%	21		0			N	P,VP,SC	0		
	Exc Award (06/30/2022, 06/30/2023, 06/30/2024)																	
151764	Pernambut	07/13/2022	Active(2)	20	6	4	2	11.11%	21	2	3				M,VP,SC	1	90+ Days	
63618	PODATURPET	10/09/2000	Active	38	1	5	-4	-9.52%	42	4	1			N	P,M,SC	0	\$970.35	
	Exc Award (06/30/2017, 06/30/2022, 06/30/2023)																	
131708	Ponnai Centennial	07/03/2017	Active	22	0	0	0	0.00%	22		13	1	None		P,S,T,M,VP SC	19		
	Exc Award (06/30/2018, 06/30/2021, 06/30/2022)																	
151752	R K Pet Junction	07/19/2022	Active	15	1	4	-3	-16.67%	20	1	0				S,T,M,VP,SC	3		
	Exc Award (06/30/2024)																	
35878	RANIPET	06/15/1978	Active	30	4	1	3	11.11%	29	7	0			R	VP,SC	1	\$2,012.56	
	Exc Award (06/30/2018, 06/30/2019, 06/30/2020)																	
137451	Ranipet Liberty	02/13/2019	Active	27	0	1	-1	-3.57%	29	5	0				P,S,T,M,VP SC	9	90+ Days	
	Exc Award (06/30/2021, 06/30/2022, 06/30/2023)																	
151758	Ranipet Teachers	07/22/2022	Active	21	0	0	0	0.00%	21		6			N	S,T,SC	N/A		
67322	RK PET	02/28/2003	Active	46	1	0	1	2.22%	46		0				M,VP,SC	7	\$854.56	
	Exc Award (06/30/2017, 06/30/2019, 06/30/2020)																	



Club Health Assessment for District 324 H through April 2025

			Status	Membership							Reports					Finance		LCIF
Club Number	Club Name	Charter Date		Current Member Count	YTD Members Added	YTD Members Dropped	YTD Net Growth	YTD Net Growth%	Member Count 12 Months Ago	Avg. length of service for dropped members	Months Since Last MMR ***	Yrs. Since Last Officer Report	President Rotation	Vice President Reported ****	Months Since Last Activity Report ***	Account Balance	Donations for current Fiscal Year	
			Number of times on status quo within last two years	If below 15 members appears				If net loss is greater than 20% appears			If no report in 3 months appears in	When more than one year appears in	Number of repeat terms	Notes the officers that do not have an active	If no report at 12 months appears in red			
133884	Salavakkam	03/05/2018	Active	20	1	3	-2	-9.09%	22	5	0			R	7			
	Exc Award (06/30/2020, 06/30/2022, 06/30/2024)																	
130785	Senthamangalam Bharath Matha	04/24/2017	Active	20	0	0	0	0.00%	26		6			N	S,T,M,VP	7		
	Exc Award (06/30/2018, 06/30/2021, 06/30/2024)																	
68506	SHOLINGHUR	04/09/2003	Active	61	11	0	11	22.00%	69		1			R	0		\$658.88	
	Exc Award (06/30/2017, 06/30/2019, 06/30/2024)																	
151759	Sorakayapet Aram	07/19/2022	Active	20	0	0	0	0.00%	26		0			N	1			
63280	SRIPERUMBUDUR RAMANUJAR TOWN	06/06/2000	Active	32	0	0	0	0.00%	32		12				P,T,M,VP,SC	15		
	Exc Award (06/30/2017, 06/30/2018, 06/30/2024)																	
117515	SRIPERUMBUDUR TEMPLE CITY	08/02/2012	Active	12	0	6	-6	-33.33%	18	7	1				S,T,M,VP,SC	17	90+ Days \$853.36	
	Exc Award (06/30/2017, 06/30/2019, 06/30/2024)																	
63196	SUNGUVARCHATRAM	05/17/2000	Active	53	3	1	2	3.92%	51	1	0			N	P,M,VP	0	\$119.97	
	Exc Award (06/30/2017, 06/30/2021, 06/30/2024)																	
60170	THIMIRI	12/02/1997	Active	29	0	3	-3	-9.38%	31	9	1			N	P,T,VP,SC	1	\$1,006.29	
	Exc Award (06/30/2023, 06/30/2024)																	
140246	Thiruvalem	11/13/2019	Active	25	6	8	-2	-7.41%	27	4	0				T,M,VP,SC	1		
	Exc Award (06/30/2021, 06/30/2022)																	
152691	Tirupattur Annai Teresa	09/28/2022	Active	40	12	2	10	33.33%	30	2	0				VP	3	\$2,212.04	
	Exc Award (06/30/2023, 06/30/2024)																	
105206	TIRUPATTUR FORT	04/09/2009	Active	35	4	0	4	12.90%	33		0				M,VP,SC	8		
	Exc Award (06/30/2017, 06/30/2021, 06/30/2024)																	
142104	Tirupattur Freedom City	07/20/2020	Active(2)	22	8	4	4	22.22%	18	4	1				M,VP,SC	12		
	Exc Award (06/30/2021)																	
30633	TIRUPATTUR HOST	04/11/1975	Active	88	13	4	9	11.39%	83	4	0			R	0		\$1,437.56	
	Exc Award (06/30/2017, 06/30/2019, 06/30/2024)																	
151034	Tirupattur Maestro	06/08/2022	Active	22	5	2	3	15.79%	23	2	0			N	M,VP,SC	0	\$658.88	
137628	Tirupattur Pride	03/19/2019	Active	26	12	11	1	4.00%	24	3	2				M,VP,SC	0	\$682.84	
	Exc Award (06/30/2021, 06/30/2022, 06/30/2024)																	



Club Health Assessment for District 324 H through April 2025

			Status	Membership							Reports					Finance		LCIF
Club Number	Club Name	Charter Date		Current Member Count	YTD Members Added	YTD Members Dropped	YTD Net Growth	YTD Net Growth%	Member Count 12 Months Ago	Avg. length of service for dropped members	Months Since Last MMR ***	Yrs. Since Last Officer Report	President Rotation	Vice President Reported ****	Months Since Last Activity Report ***	Account Balance	Donations for current Fiscal Year	
			Number of times on status quo within last two years	If below 15 members appears				If net loss is greater than 20% appears			If no report in 3 months appears in	When more than one year appears in	Number of repeat terms	Notes the officers that do not have an active	If no report at 12 months appears in red			
140646	Tirupattur Rathnas	02/13/2020	Active(1)	21	1	2	-1	-4.55%	22	4	0			R	P,VP,SC	7		
	Exc Award (06/30/2021)																	
117798	TIRUTTANI GOLDEN TOWER	09/07/2012	Active	18	0	7	-7	-28.00%	25	3	6				P,T,M,VP,SC	8		
	Exc Award (06/30/2017, 06/30/2022)																	
34258	TIRUVELLORE	06/28/1977	Active	25	4	2	2	8.70%	21	3	1				P,M,VP,SC	0		
	Exc Award (06/30/2017, 06/30/2018, 06/30/2022)																	
66834	UTHIRAMERUR CHOZHA	11/11/2002	Cancelled(8*)	0	1	26	-25	-100.00%	25	13	7		None		P,S,T,M,VP SC	9	90+ Days	
	Exc Award (06/30/2017, 06/30/2018, 06/30/2022)																	
149290	Uthukottai	12/21/2021	Active	43	7	4	3	7.50%	40	2	1			N	M,SC	0	\$1,725.06	
	Exc Award (06/30/2022, 06/30/2024)																	
132564	Vadaillupai EJKB Centennial	09/05/2017	Active	21	0	0	0	0.00%	21		5		4	N	M,VP,SC	13		
	Exc Award (06/30/2018, 06/30/2021)																	
44680	VANIYAMBADI	02/05/1985	Active(1)	30	0	9	-9	-23.08%	40	7	0			N	P,T,M,VP,SC	6		
	Exc Award (06/30/2017, 06/30/2018)																	
139036	Vellore Apple	07/11/2019	Active	16	0	0	0	0.00%	22		1				S,T,M,VP,SC	14		
	Exc Award (06/30/2021, 06/30/2022, 06/30/2024)																	
125768	Vellore Ever Green	09/14/2015	Active	25	3	0	3	13.64%	24		2			N	T,VP	5		
	Exc Award (06/30/2017, 06/30/2018)																	
109334	VELLORE FORT CITY	09/27/2010	Active	23	1	0	1	4.55%	24		0			N	S,T	0	\$1,006.28	
	Exc Award (06/30/2017)																	
118795	VELLORE FREEDOM CITY	02/18/2013	Active	31	15	1	14	82.35%	25	9	0				M,VP,SC	0		
	Exc Award (06/30/2017, 06/30/2021, 06/30/2024)																	
123988	Vellore Galaxy	01/20/2015	Cancelled(8*)	0	0	21	-21	-100.00%	21	7	12		None		P,S,T,M,VP SC	20	90+ Days	
	Exc Award (06/30/2017)																	
26463	VELLORE HOST	04/20/1966	Active	71	1	3	-2	-2.74%	74	6	2				M,VP,SC	2	\$1,000.30	
	Exc Award (06/30/2017, 06/30/2019, 06/30/2024)																	
121683	Vellore Palar City	03/27/2014	Active	22	11	10	1	4.76%	26	3	1			N	M,SC	0		
	Exc Award (06/30/2017, 06/30/2019, 06/30/2024)																	
125694	Vellore Saaral Women	08/26/2015	Active	35	2	3	-1	-2.78%	49	4	3			N	SC	1		



Club Health Assessment for District 324 H through April 2025

			Status	Membership						Reports					Finance	LCIF		
Club Number	Club Name	Charter Date		Current Member Count	YTD Members Added	YTD Members Dropped	YTD Net Growth	YTD Net Growth%	Member Count 12 Months Ago	Avg. length of service for dropped members	Months Since Last MMR ***	Yrs. Since Last Officer Report	President Rotation	Vice President Reported ****	Months Since Last Activity Report ***	Account Balance	Donations for current Fiscal Year	
			Number of times on status quo within last two years	If below 15 members appears			If net loss is greater than 20% appears				If no report in 3 months appears in	When more than one year appears in	Number of repeat terms	Notes the officers that do not have an active	If no report at 12 months appears in red			
Exc Award (06/30/2017, 06/30/2021, 06/30/2022)			Active	53	7	0	7	15.22%	46		0			M,VP,SC	0		\$119.80	
64838	VELLORE SATHUVACHARI	12/14/2001																
Exc Award (06/30/2017, 06/30/2018, 06/30/2022)			Active(1)	32	13	0	13	68.42%	21		1			M,VP,SC	0			
133390	Vellore Smartcity	12/18/2017																
Exc Award (06/30/2018, 06/30/2021, 06/30/2022)			Active	33	5	0	5	17.86%	37		1		2	R	T,M,VP	0		
148063	Vellore Udhavum Nenjangal	08/25/2021																
Exc Award (06/30/2022)			Active	55	0	1	-1	-1.79%	56	3	4			N	VP	0		\$360.59
58840	WALAJABAD	11/06/1996																
Exc Award (06/30/2017, 06/30/2018, 06/30/2022)			Active	49	17	5	12	32.43%	37	3	0			N	P,SC	3		\$2,784.28
144212	Walajabad Palar	12/21/2020																
Exc Award (06/30/2021, 06/30/2023, 06/30/2024)			Active	17	0	0	0	0.00%	17		4		2	N	T	9	90+ Days	
152735	Walajapet Green Town	12/07/2022																
Exc Award (06/30/2017, 06/30/2018, 06/30/2022)			Active	40	2	0	2	5.26%	45		1			M,VP,SC	0			
62960	WALAJAPET MILLENNIUM	03/23/2000																
Exc Award (06/30/2017, 06/30/2018, 06/30/2022)			Active(1)	25	0	0	0	0.00%	25		0			R	P,M,SC	20	90+ Days	
134145	Yelagiri Hills	04/19/2018																
Exc Award (06/30/2021, 06/30/2024)																		

Clubs Cancelled Previous Fiscal Year – Clubs Cancelled within last 12 months may be reinstated

Club Number	Club Name	Charter Date	Current Status*	Cancellation Date
149354	Anaicut Warriors	12/23/2021	Cancelled(8*)	12/29/2023
153600	Jolarpet	05/19/2023	Cancelled(8*)	01/29/2024
126580	Kanchipuram Tamilnadu Paathira Viyabarigal	03/07/2016	Cancelled(6*)	07/29/2023
151757	Katpadi Gandhi Nagar	08/02/2022	Cancelled(6*)	07/29/2023
144636	Madhanur	12/31/2020	Cancelled(8*)	12/29/2023
151765	Odugathur Stars	09/02/2022	Cancelled(8*)	12/29/2023



Club Health Assessment for District 324 H through April 2025

				Status				Membership						Reports				Finance		LCIF					
Club Number	Club Name	Charter Date							Current Member Count	YTD Members Added	YTD Members Dropped	YTD Net Growth	YTD Net Growth%	Member Count 12 Months Ago	Avg. length of service for dropped members	Months Since Last MMR ***	Yrs. Since Last Officer Report	President Rotation	Vice President Reported ****	Months Since Last Activity Report ***	Account Balance	Donations for current Fiscal Year			
				Number of times on status quo within last two years	If below 15 members appears				If net loss is greater than 20% appears				If no report in 3 months appears in				When more than one year appears in	Number of repeat terms	Notes the officers that do not have an active				If no report at 12 months appears in red		
Current Total Clubs Count	YTD New Clubs Count	YTD Cancelled Clubs Count	YTD Net Club Gain	Current Total Members Count	YTD Add	YTD Drop	YTD Net Growth	YTD Net Growth %	Member Count 12 Months Ago	Average Member Count Per Club	% of Clubs with less than 20 members	% No MMR in 3 Months	% No Officer Report in 12 Months	% of Clubs with balance 90+ days	Number of Clubs in Status Quo	% Status Quo Clubs in Financial Suspension	Number of Cancelled Clubs	Average Cancelled Club Age	Members Lost Due to Cancellation	% of Clubs Cancelled for Non-Financial Reasons					
104	9	13	-4	3,167	538	527	11	0.35%	3,240	30	11%	28%	3%	13%	0	0%	13	7	264	-31%					

* - P - Priority Club. Cancellation Reasons: 1-Objectives/conduct, 2-Non-active club, 5-Non-existing club, 6-Disbanding, 7-Merger, 8-Financial Suspension, 9-District/Multiple District Dues.

** - Abbreviation: P-President, S-Secretary, T-Treasurer, M-Member Chairperson, VP-First Vice President, MC-Communications Chairperson, SC-Service Chairperson

*** - Abbreviation: N/R - Never reported using the Lions Clubs website, N/A - Not applicable, No password registered for the Lions Clubs website.

**** - Abbreviation: N - New, IP - Immediate Past, R - Repeat.



Club Health Assessment for District 324 I through April 2025

			Status	Membership							Reports					Finance		LCIF
Club Number	Club Name	Charter Date		Current Member Count	YTD Members Added	YTD Members Dropped	YTD Net Growth	YTD Net Growth%	Member Count 12 Months Ago	Avg. length of service for dropped members	Months Since Last MMR ***	Yrs. Since Last Officer Report	President Rotation	Vice President Reported ****	Months Since Last Activity Report ***	Account Balance	Donations for current Fiscal Year	
			Number of times on status quo within last two years	If below 15 members appears					If net loss is greater than 20% appears		If no report in 3 months appears in	When more than one year appears in	Number of repeat terms	Notes the officers that do not have an active	If no report at 12 months appears in red			
Clubs less than two years old																		
176638	Arni Temple City	10/11/2024	Active	21	21	0	21	100.00%	0		6			N M	2			
179461	Kannamangalam	11/15/2024	Active	21	21	0	21	100.00%	0		0			N	2			
155708	Kuvathur	10/06/2023	Active	22	0	0	0	0.00%	22		19			S,T,M,VP,SC	3	90+ Days		
156216	Madurantakam Akshaya	10/27/2023	Active	23	4	5	-1	-4.17%	24	1	0			R M	0		\$101.83	
Exc Award (06/30/2024)																		
155689	Maduranthakam Royal	10/16/2023	Active	21	3	0	3	16.67%	23		7		2	VP	4		\$17.97	
Exc Award (06/30/2024)																		
180256	Mamallapuram Agni Siragugal	01/21/2025	Active	20	20	0	20	100.00%	0		2			N	2			
172135	Nandhivaram Guduvancheri Helping Hands	06/25/2024	Active	21	4	3	1	5.00%	0	0	7		2	N M,SC	7	90+ Days		
178428	Nandhivaram Guduvancherry Abiman	09/24/2024	Active	20	20	0	20	100.00%	0		3			M,VP,SC	3	90+ Days		
181100	Polur Temple City	03/26/2025	Newly Chartered	20	20	0	20	100.00%	0		1			N	N/R			
181319	Thiruvannamalai Dheepa Oli	03/24/2025	Newly Chartered	20	20	0	20	100.00%	0		1			N	N/R			
155134	Urapakkam Greater City	08/07/2023	Active(1)	18	0	5	-5	-21.74%	23	1	0			N S,T,M,VP,SC	2			
Exc Award (06/30/2024)																		
Clubs more than two years old																		
104282	ACHARAPAKKAM TEMPLE CITY	01/05/2009	Active	38	5	4	1	2.70%	37	5	0			M,VP,SC	0		\$1,989.81	
Exc Award (06/30/2021, 06/30/2022, 06/30/2023)																		
144217	Acharapakkam Hill Town	12/21/2020	Active	13	0	0	0	0.00%	15		0			N S,T,M,VP	7			
Exc Award (06/30/2021)																		
148064	Agaram New Epoch	08/23/2021	Active	21	0	0	0	0.00%	21		9			M,VP,SC	3	90+ Days		
26411	ARNI HOST	11/30/1971	Active	73	3	19	-16	-17.98%	94	11	0			N T,VP,SC	5		\$2,595.50	
Exc Award (06/30/2017, 06/30/2019, 06/30/2021)																		
119835	Arni Loom City	06/27/2013	Active	17	2	0	2	13.33%	17		9			T,M,VP,SC	3	90+ Days		
Exc Award (06/30/2017, 06/30/2021)																		



Club Health Assessment for District 324 I through April 2025

			Status	Membership							Reports					Finance	LCIF
Club Number	Club Name	Charter Date		Current Member Count	YTD Members Added	YTD Members Dropped	YTD Net Growth	YTD Net Growth%	Member Count 12 Months Ago	Avg. length of service for dropped members	Months Since Last MMR ***	Yrs. Since Last Officer Report	President Rotation	Vice President Reported ****	Months Since Last Activity Report ***	Account Balance	Donations for current Fiscal Year
			Number of times on status quo within last two years	If below 15 members appears				If net loss is greater than 20% appears			If no report in 3 months appears in	When more than one year appears in	Number of repeat terms	Notes the officers that do not have an active	If no report at 12 months appears in red		
56563	ARNI SILK CITY	02/20/1995	Active	51	2	5	-3	-5.56%	55	5	0			M,VP,SC	6		\$1,756.48
	Exc Award (06/30/2018, 06/30/2019)																
131858	Chengalpattu Centennial	07/03/2017	Active(2)	14	0	3	-3	-17.65%	17	7	1			M,VP,SC	3	90+ Days	
	Exc Award (06/30/2018, 06/30/2021, 06/30/2022)																
50562	CHENGALPATTU FORT CHENGAI ANNA	05/16/1990	Active	44	7	5	2	4.76%	42	4	0		N	VP	1		\$23.96
	Exc Award (06/30/2018, 06/30/2020, 06/30/2022)																
122181	Chengalpattu Hills Town	05/14/2014	Active(1)	15	0	0	0	0.00%	15		10			M,VP,SC	3	90+ Days	\$35.94
	Exc Award (06/30/2017)																
150991	Chengalpattu Palar	06/21/2022	Active	29	2	3	-1	-3.33%	30	2	7		2	R	M,SC	1	\$17.97
	Exc Award (06/30/2024)																
127916	Chengalpattu Pallava	06/27/2016	Active(1)	42	5	2	3	7.69%	49	8	0		N	SC	2		
	Exc Award (06/30/2018, 06/30/2019, 06/30/2020)																
128378	Chengam Centennial	07/28/2016	Active(1)	16	2	6	-4	-20.00%	20	4	0			P,S,VP,SC	0	90+ Days	
	Exc Award (06/30/2022)																
130617	Chengam Gold Centennial	04/06/2017	Active	23	3	2	1	4.55%	23	7	4		2	N	P,T,VP,SC	2	
	Exc Award (06/30/2019)																
150951	Chengam Jawathu	06/17/2022	Active(1)	13	1	18	-17	-56.67%	30	2	0		IP	SC	0		
	Exc Award (06/30/2024)																
59324	CHENGAM TOWN	04/03/1997	Active(1)	19	5	5	0	0.00%	26	3	2		None	P,S,M,VP,SC	7		\$17.61
	Exc Award (06/30/2021, 06/30/2022)																
120711	Chetpet Evergreen	11/12/2013	Active	25	6	4	2	8.70%	23	8	3			M,VP,SC	1		
	Exc Award (06/30/2017, 06/30/2020, 06/30/2022)																
118416	CHEYAR RIVER CITY	12/06/2012	Active	48	6	0	6	14.29%	49		0			VP,SC	1		\$1,557.34
	Exc Award (06/30/2018, 06/30/2019, 06/30/2020)																
60313	CHEYAR TOWN	01/20/1998	Active	60	1	4	-3	-4.76%	71	4	0		R	T,M	2		\$1,866.18
	Exc Award (06/30/2017, 06/30/2018, 06/30/2020)																
26414	CHINGLEPUT HOST	10/05/1971	Active	34	6	0	6	21.43%	28		0		N		0		
	Exc Award (06/30/2017, 06/30/2018, 06/30/2020)																
123027	Devikapuram	08/27/2014	Active	29	3	0	3	11.54%	26		3		N	S,M,SC	0		\$1,603.46



Club Health Assessment for District 324 I through April 2025

			Status	Membership							Reports					Finance		LCIF
Club Number	Club Name	Charter Date		Current Member Count	YTD Members Added	YTD Members Dropped	YTD Net Growth	YTD Net Growth%	Member Count 12 Months Ago	Avg. length of service for dropped members	Months Since Last MMR ***	Yrs. Since Last Officer Report	President Rotation	Vice President Reported ****	Months Since Last Activity Report ***	Account Balance	Donations for current Fiscal Year	
			Number of times on status quo within last two years	If below 15 members appears					If net loss is greater than 20% appears			If no report in 3 months appears in	When more than one year appears in	Number of repeat terms	Notes the officers that do not have an active	If no report at 12 months appears in red		
Exc Award (06/30/2017, 06/30/2023)																		
153967	Devikapuram Temple City	03/30/2023	Active(1)	16	2	2	0	0.00%	20	2	1			S,T,M,VP,SC	7			
148067	Hasanamapettai Agni Siragugal New Epoch	08/31/2021	Active	21	1	6	-5	-19.23%	26	3	0			T,M,VP,SC	3		\$1,000.90	
Exc Award (06/30/2023, 06/30/2024)																		
129685	Kanji Swami Vivekananda	12/27/2016	Active	18	0	2	-2	-10.00%	20	5	0		N	P,T,M,VP	3			
Exc Award (06/30/2018, 06/30/2021, 06/30/2022)																		
99462	KARUNGUZHI	05/22/2007	Active	36	2	0	2	5.88%	33		3		IP	P,T,M,SC	6		\$760.71	
Exc Award (06/30/2017, 06/30/2018, 06/30/2022)																		
126109	KELAMBAKKAM	11/10/2015	Active	22	1	5	-4	-15.38%	32	7	1			T,M,VP,SC	7		\$880.50	
Exc Award (06/30/2017, 06/30/2018, 06/30/2022)																		
148148	Kilkodungalore New Epoch	12/09/2021	Active	20	4	0	4	25.00%	19		0			M,VP,SC	9			
150730	Kilpennathur	06/20/2022	Active(2)	13	0	7	-7	-35.00%	20	3	1		2	M,VP,SC	8	90+ Days		
122207	Madhurantakam Temple City	05/14/2014	Active(1)	8	0	0	0	0.00%	10		6		2	N VP,SC	9	90+ Days		
Exc Award (06/30/2017, 06/30/2018, 06/30/2022)																		
101177	MADURANTAKAM ANCIENT CITY	02/06/2008	Active	37	1	0	1	2.78%	37		0			N SC	7		\$50.01	
Exc Award (06/30/2018, 06/30/2021, 06/30/2022)																		
66608	MADURANTHAKAM LAKE CITY	09/12/2002	Active	41	1	0	1	2.50%	49		0		2	R P,VP,SC	5			
Exc Award (06/30/2017, 06/30/2018, 06/30/2022)																		
127374	Mamallapuram Sea Waves	06/13/2016	Active(1)	20	2	1	1	5.26%	20	3	0			N	7			
Exc Award (06/30/2017, 06/30/2018, 06/30/2022)																		
63338	MAMALLAPURAM TOWN	06/19/2000	Active	48	3	1	2	4.35%	48	25	0			R	8		\$1,095.82	
Exc Award (06/30/2017, 06/30/2019, 06/30/2022)																		
62432	MARAIMALAI NAGAR	10/12/1999	Active	39	0	0	0	0.00%	40		6			M,VP,SC	0		\$1,055.70	
Exc Award (06/30/2021, 06/30/2022)																		
139038	Maraimalainagar Everest	07/11/2019	Active	30	5	0	5	20.00%	30		0			N T,M,VP,SC	3		\$1,897.57	
Exc Award (06/30/2021, 06/30/2022, 06/30/2023)																		
147809	Maraimalainagar Pudiya Sagaptham	08/17/2021	Active	26	1	0	1	4.00%	25		0			N	6			
Exc Award (06/30/2024)																		




Club Health Assessment for District 324 I through April 2025

			Status	Membership							Reports					Finance		LCIF
Club Number	Club Name	Charter Date		Current Member Count	YTD Members Added	YTD Members Dropped	YTD Net Growth	YTD Net Growth%	Member Count 12 Months Ago	Avg. length of service for dropped members	Months Since Last MMR ***	Yrs. Since Last Officer Report	President Rotation	Vice President Reported ****	Months Since Last Activity Report ***	Account Balance	Donations for current Fiscal Year	
			Number of times on status quo within last two years	If below 15 members appears				If net loss is greater than 20% appears			If no report in 3 months appears in	When more than one year appears in	Number of repeat terms	Notes the officers that do not have an active	If no report at 12 months appears in red			
111492	MEL MARUVATHUR	06/24/2011	Active	72	11	2	9	14.29%	65	2	0			M,VP,SC	1		\$3,080.50	
Exc Award (06/30/2017, 06/30/2018, 06/30/2021)																		
131934	Melavalam Karunguzhi Centennial	07/03/2017	Active	17	2	1	1	6.25%	14	5	0			T,M,VP,SC	3			
Exc Award (06/30/2018, 06/30/2021)																		
122974	Nandhivaram Guduvancheri Golden Cty	08/21/2014	Active	25	3	0	3	13.64%	26		0		N		0		\$101.83	
Exc Award (06/30/2017, 06/30/2019, 06/30/2021)																		
153758	Nandhivaram Guduvancheri Helen Keller	03/13/2023	Active(1)	14	0	0	0	0.00%	14		8		None	P,T,M,VP,SC	3	90+ Days		
Exc Award (06/30/2024)																		
148667	Nandhivaram Guduvancheri Mahalakshmi New Epoch	12/23/2021	Active(1)	5	0	2	-2	-28.57%	7	3	12			S,T,M,VP,SC	9	90+ Days		
123675	Nandhivaram Guduvancheri Pride	11/26/2014	Active	24	3	2	1	4.35%	21	5	1		N	M,VP,SC	1			
Exc Award (06/30/2017, 06/30/2018, 06/30/2021)																		
123184	Nandhivaram Guduvancheri Temple City	09/24/2014	Active	34	9	0	9	36.00%	25		0		N	VP	9		\$995.98	
Exc Award (06/30/2017, 06/30/2018, 06/30/2021)																		
126581	Nandhivaram Guduvanchery Emerald City	05/04/2016	Active	27	3	5	-2	-6.90%	29	1	0			M,VP,SC	6			
Exc Award (06/30/2024)																		
125000	Nandivaram Urapakkam Platinum City	06/01/2015	Active	35	11	2	9	34.62%	26	2	0		N	M	2		\$880.50	
Exc Award (06/30/2017, 06/30/2019, 06/30/2021)																		
64651	NANDIVARAM-GUDUVANCHE RI	08/22/2001	Active	127	16	7	9	7.63%	118	3	0		N	M,SC	8		\$1,047.61	
Exc Award (06/30/2017, 06/30/2019, 06/30/2021)																		
119373	PADUR OMR FRIENDS	05/16/2013	Active(1)	10	10	16	-6	-37.50%	16	8	1		2	N	T,SC	8	90+ Days	
Exc Award (06/30/2022)																		
44591	POLUR	01/24/1985	Active	62	12	0	12	24.00%	50		0		R	VP	2		\$2,135.85	
Exc Award (06/30/2017, 06/30/2018, 06/30/2021)																		
147985	Pudupakkam New Epoch	08/20/2021	Active(1)	24	5	7	-2	-7.69%	26	3	0		2	S,M,VP,SC	0	90+ Days		
Exc Award (06/30/2024)																		
103760	PUDUPALAYAM	10/06/2008	Active	16	1	1	0	0.00%	16	1	0		R	M,VP	2		\$688.83	




Club Health Assessment for District 324 I through April 2025

			Status	Membership							Reports					Finance	LCIF
Club Number	Club Name	Charter Date		Current Member Count	YTD Members Added	YTD Members Dropped	YTD Net Growth	YTD Net Growth%	Member Count 12 Months Ago	Avg. length of service for dropped members	Months Since Last MMR ***	Yrs. Since Last Officer Report	President Rotation	Vice President Reported ****	Months Since Last Activity Report ***	Account Balance	Donations for current Fiscal Year
			Number of times on status quo within last two years	If below 15 members appears				If net loss is greater than 20% appears			If no report in 3 months appears in	When more than one year appears in	Number of repeat terms	Notes the officers that do not have an active	If no report at 12 months appears in red		
Exc Award (06/30/2024)																	
66709	PUDUPATTINAM	10/16/2002	Active(2)	44	0	0	0	0.00%	50		1			M,VP,SC	2		
Exc Award (06/30/2021)																	
152202	Thandarampet	10/13/2022	Active(1)	12	6	14	-8	-40.00%	22	2	2		2	M,VP,SC	2		
63844	THIRUKKALIKUNDRAM	12/06/2000	Active	39	1	4	-3	-7.14%	47	13	0			VP,SC	6		\$100.68
Exc Award (06/30/2017, 06/30/2018, 06/30/20)																	
66813	THIRUPORUR	11/11/2002	Active	52	3	8	-5	-8.77%	59	8	0			M,VP,SC	0		
Exc Award (06/30/2017, 06/30/2018, 06/30/20)																	
137634	Thiruvannamalai Malai Nagar	03/19/2019	Active(2)	0	0	12	-12	-100.00%	13	5	2		None	P,S,T,M,VP SC	6	90+ Days	
Exc Award (06/30/2021)																	
131936	Thiruvannamalai Arunai Centennial	07/03/2017	Active(1)	27	5	1	4	17.39%	31	4	7		R	T,M,SC	3		\$17.37
Exc Award (06/30/2018)																	
26455	THIRUVANNAMALAI HOST	10/26/1969	Active	68	5	2	3	4.62%	64	8	0		R	M,VP	1		\$4,759.20
Exc Award (06/30/2017, 06/30/2018, 06/30/20)																	
147869	Thiruvannamalai New Epoch	09/03/2021	Active(1)	20	3	0	3	17.65%	20		9		N	S,T,VP,SC	8	90+ Days	
143767	Tiruvannamalai Agni Hill	12/01/2020	Active	23	6	3	3	15.00%	23	1	4		N		7		\$1,100.60
Exc Award (06/30/2021, 06/30/2023)																	
145020	Tiruvannamalai Arunachala	02/23/2021	Active	23	4	4	0	0.00%	26	2	4		R	T,VP,SC	0		\$1,147.63
Exc Award (06/30/2022, 06/30/2024)																	
152064	Tiruvannamalai Arunai Jothi	08/22/2022	Active	27	4	3	1	3.85%	30	1	0		N	VP	1		
Exc Award (06/30/2023, 06/30/2024)																	
143791	Tiruvannamalai Bharani Deepam	12/04/2020	Active	36	0	0	0	0.00%	37		8		N	P,T,SC	3		\$193.42
Exc Award (06/30/2021, 06/30/2022, 06/30/20)																	
131131	Tiruvannamalai Centennial	05/29/2017	Active(2)	59	13	1	12	25.53%	49	1	0		N	P,VP,SC	8	90+ Days	
Exc Award (06/30/2018, 06/30/2022)																	
56791	TIRUVANNAMALAI DEEPAM	04/10/1995	Active	56	0	0	0	0.00%	56		1		N		2		
Exc Award (06/30/2017, 06/30/2019, 06/30/20)																	
67671	TIRUVANNAMALAI MAHA DEEPAM	04/07/2003	Active	39	17	0	17	77.27%	22		0		N	T,M,SC	0		\$1,413.60



Club Health Assessment for District 324 I through April 2025

			Status	Membership							Reports					Finance	LCIF
Club Number	Club Name	Charter Date		Current Member Count	YTD Members Added	YTD Members Dropped	YTD Net Growth	YTD Net Growth%	Member Count 12 Months Ago	Avg. length of service for dropped members	Months Since Last MMR ***	Yrs. Since Last Officer Report	President Rotation	Vice President Reported ****	Months Since Last Activity Report ***	Account Balance	Donations for current Fiscal Year
			Number of times on status quo within last two years	If below 15 members appears				If net loss is greater than 20% appears			If no report in 3 months appears in	When more than one year appears in	Number of repeat terms	Notes the officers that do not have an active	If no report at 12 months appears in red		
Exc Award (06/30/2018, 06/30/2021, 06/30/2022)	100500 TIRUVANNAMALAI RAMANAR	11/02/2007	Active(1)	32	9	0	9	39.13%	34		3			R M,VP,SC	1		
Exc Award (06/30/2017, 06/30/2023)	121366 Tiruvannamalai Temple city	02/13/2014	P- Active(2)	18	18	18	0	0.00%	18	9	2		2	N VP,SC	2		
Exc Award (06/30/2017, 06/30/2018, 06/30/2022)	144500 Tiruvannamalai Town	12/31/2020	Active(1)	18	1	1	0	0.00%	22	2	8			R T,M,SC	7		
Exc Award (06/30/2021, 06/30/2023, 06/30/2024)	116095 VANDALUR	02/17/2012	Active(1)	16	0	0	0	0.00%	16		0			N S,T	9		
Exc Award (06/30/2017)	26462 VANDAVASI	12/05/1972	Active	39	2	0	2	5.41%	37		0			M,VP,SC	1		\$1,673.49
Exc Award (06/30/2022, 06/30/2023)	64841 VANDAVASI HILL TOWN	12/14/2001	Active	30	4	0	4	15.38%	26		0			N P,T	8		\$2,458.51
Exc Award (06/30/2017, 06/30/2021, 06/30/2022)	60256 VETTAVALAM	01/02/1998	Active	48	0	1	-1	-2.04%	50	11	4			N M,VP,SC	2		\$2,934.40
Exc Award (06/30/2017, 06/30/2018, 06/30/2022)																	

Clubs Cancelled Previous Fiscal Year – Clubs Cancelled within last 12 months may be reinstated

Club Number	Club Name	Charter Date	Current Status*	Cancellation Date
147955	Chithamur New Epoch	08/27/2021	Cancelled(8*)	12/29/2023
128831	Kattankulathur Potheri Centennial	09/16/2016	Cancelled(8*)	12/29/2023
148666	Peerankaranai Singam Arakkattalai	12/17/2021	Cancelled(8*)	12/29/2023
150871	Sathankuppam	06/30/2022	Cancelled(8*)	12/29/2023
139039	Thiruporur Temple City	07/15/2019	Cancelled(6*)	08/29/2023
104280	THIRUVADUR PAVUNJUR	01/05/2009	Cancelled(8*)	01/29/2024



Club Health Assessment for District 324 I through April 2025

				Status				Membership						Reports				Finance		LCIF	
Club Number	Club Name	Charter Date																			

* - P - Priority Club. Cancellation Reasons: 1-Objectives/conduct, 2-Non-active club, 5-Non-existing club, 6-Disbanding, 7-Merger, 8-Financial Suspension, 9-District/Multiple District Dues.

** - Abbreviation: P-President, S-Secretary, T-Treasurer, M-Member Chairperson, VP-First Vice President, MC-Communications Chairperson, SC-Service Chairperson

*** - Abbreviation: N/R - Never reported using the Lions Clubs website, N/A - Not applicable, No password registered for the Lions Clubs website.

**** - Abbreviation: N - New, IP - Immediate Past, R - Repeat.



Club Health Assessment for District 324 J through April 2025

			Status	Membership							Reports					Finance		LCIF
Club Number	Club Name	Charter Date		Current Member Count	YTD Members Added	YTD Members Dropped	YTD Net Growth	YTD Net Growth%	Member Count 12 Months Ago	Avg. length of service for dropped members	Months Since Last MMR ***	Yrs. Since Last Officer Report	President Rotation	Vice President Reported ****	Months Since Last Activity Report ***	Account Balance	Donations for current Fiscal Year	
			Number of times on status quo within last two years	If below 15 members appears				If net loss is greater than 20% appears			If no report in 3 months appears in	When more than one year appears in	Number of repeat terms	Notes the officers that do not have appears in an active	If no report at 12 months red			
Clubs less than two years old																		
175497	Chennai Central Chrompet	08/29/2024	Active	23	25	2	23	100.00%	0	2	0			T,M,VP,SC	0	90+ Days		
180236	Chennai Chromepet Supreme	02/03/2025	Newly Chartered	17	20	3	17	100.00%	0	9	0			T,VP	0			
155698	Chennai Greater Seneerkuppam	09/26/2023	Cancelled(8*)	0	0	21	-21	-100.00%	21	1	17	1	None	P,S,T,M,VP SC	16	90+ Days		
155128	Chennai Jungle King	08/29/2023	Cancelled(8*)	0	0	20	-20	-100.00%	20	1	4	1	None	P,S,T,M,VP SC	N/R	90+ Days		
156132	Chennai Kalam Kanavugal	09/28/2023	Cancelled(8*)	0	0	20	-20	-100.00%	20	1	13	1	None	P,S,T,M,VP SC	13	90+ Days		
181064	Chennai Legal Kings	03/31/2025	Newly Chartered	20	20	0	20	100.00%	0		1			VP,SC	N/R			
176795	Chennai Maartram	09/06/2024	Active	28	28	0	28	100.00%	0		0			M,VP,SC	N/R			
156114	Chennai Namma Karanodai	09/29/2023	Active	30	5	0	5	20.00%	25		2		2	M,VP,SC	4			
155162	Chennai Namu Avadi Prime	08/30/2023	Cancelled(8*)	0	0	20	-20	-100.00%	20	1	4	1	None	P,S,T,M,VP SC	16	90+ Days		
181507	Chennai Nanmangalam Princess	03/28/2025	Newly Chartered	20	20	0	20	100.00%	0		1			M,VP,SC	N/R			
156905	Chennai Old Mahabalipuram Road Friends	12/27/2023	Active(1)	20	0	0	0	0.00%	20		14	1	None	P,S,T,M,VP SC	N/A			
156307	Chennai OTP India	11/02/2023	Cancelled(8*)	0	0	21	-21	-100.00%	21	1	7		None	P,S,T,M,VP SC	7	90+ Days		
155127	Chennai Ponmanam	08/03/2023	Active	18	2	5	-3	-14.29%	22	2	0		2	R	1			
155066	Chennai Prime Camp Road	09/26/2023	Cancelled(8*)	0	0	20	-20	-100.00%	20	2	4	1	None	P,S,T,M,VP SC	N/R	90+ Days		
155133	Chennai Prime Chromepet	08/16/2023	Active	22	12	11	1	4.76%	20	1	1			P,M,VP,SC	6			
155094	Chennai Prime Stars	08/10/2023	Cancelled(8*)	0	0	20	-20	-100.00%	20	1	4	1	None	P,S,T,M,VP SC	18	90+ Days		
181069	Chennai Puzhal City	03/31/2025	Newly Chartered	20	20	0	20	100.00%	0		1			N M,SC	N/R			
181635	Chennai Sevvapet	04/16/2025	Newly Chartered	20	20	0	20	100.00%	0		0			T,VP,SC	N/A			
177671	Chennai Tambaram Esteem	09/02/2024	Active	24	24	0	24	100.00%	0		0			M,VP,SC	1		\$300.09	
156738	Chennai Velappanchavadi	12/04/2023	Active(1)	11	3	13	-10	-47.62%	21	1	0			S,VP	3		\$125.04	
177413	Chennai Virugai Blue Ocean	10/03/2024	Active	20	20	0	20	100.00%	0		0			M,VP,SC	N/R	90+ Days		



Club Health Assessment for District 324 J through April 2025

			Status	Membership						Reports					Finance		LCIF
Club Number	Club Name	Charter Date		Current Member Count	YTD Members Added	YTD Members Dropped	YTD Net Growth	YTD Net Growth%	Member Count 12 Months Ago	Avg. length of service for dropped members	Months Since Last MMR ***	Yrs. Since Last Officer Report	President Rotation	Vice President Reported ****	Months Since Last Activity Report ***	Account Balance	Donations for current Fiscal Year
			Number of times on status quo within last two years	If below 15 members appears				If net loss is greater than 20% appears			If no report in 3 months appears in	When more than one year appears in	Number of repeat terms	Notes the officers that do not have an active	If no report at 12 months appears in red		
175671	Choolai Fortune	08/22/2024	Active	20	20	0	20	100.00%	0		8			M,VP,SC	N/A		
155413	Karambakkam Prime Friends	08/21/2023	Active	20	15	17	-2	-9.09%	22	1	1			S,VP	1		
157509	Thiruvottiyur PVS Prime	05/22/2024	Active	27	6	0	6	28.57%	0		0		None	P,S,T,M,VP SC	5	90+ Days	
Clubs more than two years old																	
143757	Ambattur Greater	12/29/2020	Active	55	18	0	18	48.65%	39		0			M,VP,SC	5		\$2,001.80
Exc Award (06/30/2021, 06/30/2022, 06/30/2023)																	
26412	AVADI	02/26/1970	Active	153	24	3	21	15.91%	134	10	0			M,VP,SC	0		\$1,030.31
Exc Award (06/30/2018, 06/30/2020)																	
140885	Avadi Market	02/25/2020	Active(2)	25	1	10	-9	-26.47%	34	3	2			M,VP,SC	6	90+ Days	\$1,000.90
152132	Avadi Unity	08/05/2022	Cancelled(8*)	0	0	22	-22	-100.00%	22	2	4	1	None	P,S,T,M,VP SC	N/A	90+ Days	
Exc Award (06/30/2023)																	
138797	Chennai A R Karanodai	08/08/2019	Active(2)	15	16	16	0	0.00%	14	4	1		2	N	P,S,T,M,SC	18	
Exc Award (06/30/2020)																	
110618	CHENNAI AADHAVAN ARUMBAKKAM	04/25/2011	Active(1)	69	12	0	12	21.05%	60		4		2	T,M,VP,SC	6		
Exc Award (06/30/2018, 06/30/2024)																	
135172	Chennai AadHAVAN NSK Nagar	06/20/2018	Cancelled(8*)	0	0	10	-10	-100.00%	13	5	4	1	None	P,S,T,M,VP SC	18	90+ Days	
108527	CHENNAI AANANDAM RAZACK GARDEN	06/08/2010	Active(2)	16	0	0	0	0.00%	15		11		2	VP	5		
Exc Award (06/30/2018, 06/30/2019, 06/30/2020)																	
97152	CHENNAI ABHIMAANN THANDALAAM	05/18/2006	Active(1)	15	0	0	0	0.00%	11		11			M,VP,SC	20		
Exc Award (06/30/2021)																	
63681	CHENNAI AGARAM	11/08/2000	Active(1)	50	9	1	8	19.05%	59	14	1			N	SC	6	\$3,002.10
Exc Award (06/30/2016)																	
120412	Chennai Alapakkam Porur	09/26/2013	Active	24	0	0	0	0.00%	23		10			T,M,VP,SC	4		\$100.03
Exc Award (06/30/2018, 06/30/2021)																	
116652	CHENNAI ALPHA CITY	04/27/2012	Active	36	14	2	12	50.00%	41	8	4			N	VP	0	\$300.09
60920	CHENNAI AMBASSADORS	06/22/1998	Active	17	0	0	0	0.00%	19		9			R	P,S,T	6	
Exc Award (06/30/2016, 06/30/2018, 06/30/2020)																	



Club Health Assessment for District 324 J through April 2025

			Status	Membership							Reports					Finance		LCIF
Club Number	Club Name	Charter Date		Current Member Count	YTD Members Added	YTD Members Dropped	YTD Net Growth	YTD Net Growth%	Member Count 12 Months Ago	Avg. length of service for dropped members	Months Since Last MMR ***	Yrs. Since Last Officer Report	President Rotation	Vice President Reported ****	Months Since Last Activity Report ***	Account Balance	Donations for current Fiscal Year	
			Number of times on status quo within last two years	If below 15 members appears				If net loss is greater than 20% appears			If no report in 3 months appears in	When more than one year appears in	Number of repeat terms	Notes the officers that do not have an active	If no report at 12 months appears in red			
124663	Chennai Amman Nagar Exc Award (06/30/2016, 06/30/2018, 06/30/20	04/16/2015	Cancelled(6*)	0	0	4	-4	-100.00%	25	7	9		None	P,S,T,M,VP SC	19	90+ Days		
110447	CHENNAI BALAMURUGAN NAGAR Exc Award (06/30/2016, 06/30/2024)	03/07/2011	Active(1)	31	4	2	2	6.90%	33	1	0		2	N	T	3		
151425	Chennai Blessing Mugalivakkam	06/22/2022	Cancelled(8*)	0	0	70	-70	-100.00%	70	2	4		None	P,S,T,M,VP SC	24+	90+ Days		
132083	Chennai Centennial Madipakkam Exc Award (06/30/2018, 06/30/2022, 06/30/20	07/03/2017	Active	43	15	4	11	34.38%	34	8	2			P,VP,SC	4			
133253	Chennai Centennial Sholavaram Exc Award (06/30/2021)	11/29/2017	Active	11	6	5	1	10.00%	14	7	0			P,M,VP,SC	5			
139978	Chennai Central Gummidipoondi Exc Award (06/30/2021, 06/30/2023, 06/30/20	11/04/2019	Active(1)	52	15	1	14	36.84%	41	1	2		R	T	0		\$400.12	
66603	CHENNAI CENTRAL HASTHINAPURAM Exc Award (06/30/2016, 06/30/2018, 06/30/20	09/06/2002	Active	43	7	11	-4	-8.51%	45	4	0		R	T,VP,SC	1		\$2,434.93	
120250	Chennai Central Kolathur Exc Award (06/30/2016, 06/30/2021)	09/04/2013	Active	39	9	1	8	25.81%	31	1	5		N	M	5		\$666.20	
100372	CHENNAI CHEMMANCHERI	10/11/2007	Active(1)	13	0	0	0	0.00%	13		17	1	None	P,S,T,M,VP SC	20			
104846	CHENNAI CHITLAPAKKAM EAST Exc Award (06/30/2018, 06/30/2021)	03/02/2009	Active	28	6	0	6	27.27%	24		0		R	P,SC	1			
100417	CHENNAI CHROME PET EAST Exc Award (06/30/2019)	10/23/2007	Active	5	0	0	0	0.00%	5		8	1	None	P,S,T,M,VP SC	19			
65472	CHENNAI CHROME PET WEST Exc Award (06/30/2016, 06/30/2018, 06/30/20	06/13/2002	Active	37	1	2	-1	-2.63%	46	2	1		N	VP	1		\$100.03	
133254	Chennai Damu Krishna Nagar Exc Award (06/30/2018, 06/30/2022)	11/29/2017	Active	19	1	0	1	5.56%	23		2		R		1		\$333.10	
148395	Chennai Devendrar Nagar	09/27/2021	Active	29	5	0	5	20.83%	26		3			M,VP,SC	1		\$1,000.90	
144366	Chennai Ever Green Karayanchavadi	12/31/2020	Active	20	0	0	0	0.00%	22		6			M,VP,SC	6			



Club Health Assessment for District 324 J through April 2025

			Status	Membership							Reports					Finance		LCIF
Club Number	Club Name	Charter Date		Current Member Count	YTD Members Added	YTD Members Dropped	YTD Net Growth	YTD Net Growth%	Member Count 12 Months Ago	Avg. length of service for dropped members	Months Since Last MMR ***	Yrs. Since Last Officer Report	President Rotation	Vice President Reported ****	Months Since Last Activity Report ***	Account Balance	Donations for current Fiscal Year	
			Number of times on status quo within last two years	If below 15 members appears				If net loss is greater than 20% appears			If no report in 3 months appears in	When more than one year appears in	Number of repeat terms	Notes the officers that do not have an active	If no report at 12 months appears in red			
119229	CHENNAI GOLDEN KORATTUR Exc Award (06/30/2016, 06/30/2018)	04/25/2013	Active(1)	32	32	32	0	0.00%	32	9	-2		2	R	S,SC	24+		
130485	Chennai Golden Madipakkam Exc Award (06/30/2018)	03/29/2017	Active(1)	18	0	4	-4	-18.18%	22	4	4				M,VP,SC	1		
105855	CHENNAI GOLDEN VALASARAVAKKAM Exc Award (06/30/2020, 06/30/2021, 06/30/2022)	06/29/2009	Active	53	0	0	0	0.00%	53		11				T,M,VP,SC	7	\$275.53	
108425	CHENNAI GREATER CHROMPET Exc Award (06/30/2020)	06/08/2010	Active	50	8	2	6	13.64%	40	7	3			N	M,VP,SC	3	\$413.12	
143656	Chennai Greater Lakshmiapuram Exc Award (06/30/2021, 06/30/2024)	12/29/2020	Active	6	0	0	0	0.00%	11		0		3	R	M,SC	11		
128385	Chennai Greater Majestic Valasaravakkam	08/01/2016	Active	4	3	5	-2	-33.33%	6	4	0				T,M,VP,SC	21	90+ Days	
132135	Chennai Greater Moovarasampet Exc Award (06/30/2018, 06/30/2020, 06/30/2022)	07/03/2017	Active	22	2	0	2	10.00%	22		0				M,VP,SC	5		
131208	Chennai Green India Exc Award (06/30/2018, 06/30/2021, 06/30/2022)	06/14/2017	Cancelled(8*)	0	2	13	-11	-100.00%	18	6	3		None		P,S,T,M,VP SC	18	90+ Days	
63701	CHENNAI GUMMIDIPOONDI Exc Award (06/30/2016, 06/30/2018, 06/30/2022)	11/20/2000	Active(1)	62	17	4	13	26.53%	51	7	0				T,M,VP,SC	2	\$1,200.36	
143683	Chennai Ikkadu Veppampattu Exc Award (06/30/2021)	01/04/2021	Active	11	1	6	-5	-31.25%	15	3	0				M,VP,SC	6	\$25.46	
108976	CHENNAI INDIRA NAGAR Exc Award (06/30/2019)	07/28/2010	Active(1)	16	16	0	16	100.00%	0		2			N	T,M,VP,SC	19		
97242	CHENNAI JAFFERKHANPET Exc Award (06/30/2016, 06/30/2020, 06/30/2022)	06/01/2006	Active	33	2	0	2	6.45%	31		9			N		4	\$330.03	
133036	Chennai Jalladianpettai Diamond Exc Award (06/30/2021)	11/09/2017	Active	16	0	0	0	0.00%	16		17	1	None		P,S,T,M,VP SC	13	90+ Days	
104869	CHENNAI JUDGE COLONY	03/02/2009	Active(1)	19	0	0	0	0.00%	19		5				M,VP,SC	20		
106293	CHENNAI KALADIPET	08/18/2009	Active	29	4	7	-3	-9.38%	31	5	0			N		6		



Club Health Assessment for District 324 J through April 2025

			Status	Membership							Reports					Finance		LCIF
Club Number	Club Name	Charter Date		Current Member Count	YTD Members Added	YTD Members Dropped	YTD Net Growth	YTD Net Growth%	Member Count 12 Months Ago	Avg. length of service for dropped members	Months Since Last MMR ***	Yrs. Since Last Officer Report	President Rotation	Vice President Reported ****	Months Since Last Activity Report ***	Account Balance	Donations for current Fiscal Year	
			Number of times on status quo within last two years	If below 15 members appears				If net loss is greater than 20% appears			If no report in 3 months appears in	When more than one year appears in	Number of repeat terms	Notes the officers that do not have an active	If no report at 12 months appears in red			
Exc Award (06/30/2016, 06/30/2018)																		
125249	Chennai Kamaraj Nagar	06/22/2015	Active(1)	33	6	9	-3	-8.33%	36	2	0			R	5		\$1,000.90	
Exc Award (06/30/2016, 06/30/2021)																		
97835	CHENNAI KARAMBAKKAM PORUR	10/17/2006	Active(1)	68	6	0	6	9.68%	64		0			N	P,T	1	\$1,000.90	
Exc Award (06/30/2016, 06/30/2019, 06/30/2020)																		
98070	CHENNAI KARANODAI	11/28/2006	Active	59	10	8	2	3.51%	56	7	4				T,M,VP,SC	3	\$1,000.90	
Exc Award (06/30/2016, 06/30/2018, 06/30/2020)																		
144751	Chennai Kathavoor City	01/04/2021	Active	13	0	0	0	0.00%	26		10				T,M,VP,SC	N/A	\$1,000.90	
Exc Award (06/30/2021)																		
84364	CHENNAI KEELKATTALAI	11/01/2004	Active	46	7	0	7	17.95%	42		0			N	T,VP	1		
Exc Award (06/30/2020, 06/30/2024)																		
148517	Chennai Keelkattalai Shine	10/01/2021	Active(1)	23	1	0	1	4.55%	22		3			N	S,T,VP,SC	19		
124455	Chennai Kolathur City	03/23/2015	Active(1)	25	2	8	-6	-19.35%	31	4	0			N	M,VP	9		
Exc Award (06/30/2016, 06/30/2018, 06/30/2020)																		
100332	CHENNAI KORATTUR	10/04/2007	Active	78	10	0	10	14.71%	76		1				T,M,VP,SC	13	\$2,001.20	
Exc Award (06/30/2016, 06/30/2019, 06/30/2020)																		
142123	Chennai Kovilambakkam Supreme	07/13/2020	Active(1)	8	0	0	0	0.00%	8		16				M,VP,SC	8		
64330	CHENNAI KUNRATHUR	05/22/2001	Active	100	39	0	39	63.93%	72		0			N		1	\$1,330.40	
Exc Award (06/30/2016, 06/30/2020)																		
100822	CHENNAI LAKSHMIPURAM	12/18/2007	Active	16	0	0	0	0.00%	21		13		2		S,M,VP,SC	6		
Exc Award (06/30/2019, 06/30/2020, 06/30/2020)																		
63671	CHENNAI MADAMBAKKAM	11/08/2000	Active(1)	26	0	0	0	0.00%	26		9			R	P,S,M,SC	11		
141144	Chennai Madhavaram Palm Town	06/08/2020	Active	41	3	0	3	7.89%	51		0				M,VP,SC	2	\$1,000.90	
Exc Award (06/30/2021, 06/30/2022)																		
95071	CHENNAI MADHAVARAM TRUCK TERMINAL	01/17/2006	Active	22	4	0	4	22.22%	27		0				S,T,M,VP,SC	1	\$1,300.99	
Exc Award (06/30/2018, 06/30/2021, 06/30/2020)																		
134217	Chennai Madipakkam Social Service	04/02/2018	Active(2)	18	0	1	-1	-5.26%	19	1	2				P,S,T,M,VP SC	16		



Club Health Assessment for District 324 J through April 2025

			Status	Membership								Reports					Finance		LCIF
Club Number	Club Name	Charter Date		Current Member Count	YTD Members Added	YTD Members Dropped	YTD Net Growth	YTD Net Growth%	Member Count 12 Months Ago	Avg. length of service for dropped members	Months Since Last MMR ***	Yrs. Since Last Officer Report	President Rotation	Vice President Reported ****	Months Since Last Activity Report ***	Account Balance	Donations for current Fiscal Year		
			Number of times on status quo within last two years	If below 15 members appears				If net loss is greater than 20% appears			If no report in 3 months appears in	When more than one year appears in	Number of repeat terms	Notes the officers that do not have an active	If no report at 12 months red				
104959	CHENNAI MADURAVOYAL Exc Award (06/30/2021)	03/10/2009	Active(1)	13	10	4	6	85.71%	9	3	0		3	N	T,M,VP,SC	6	90+ Days	\$100.03	
107013	CHENNAI MAHALAKSHMI NAGAR	12/11/2009	Active	16	0	0	0	0.00%	16		12		None	P,S,T,M,VP SC	19	90+ Days			
119231	CHENNAI MAJESTIC VALASARAVAKKAM Exc Award (06/30/2018)	04/29/2013	Active(1)	12	6	0	6	100.00%	8		9		2	M,VP,SC	7				
128725	Chennai Mannivakkam Exc Award (06/30/2019, 06/30/2020, 06/30/2021)	09/12/2016	Active	50	10	0	10	25.00%	45		0			N		0	\$150.01		
138658	Chennai Mathiravedu Exc Award (06/30/2024)	06/19/2019	Active(2)	29	40	30	10	52.63%	18	3	2		2	N	T	6			
131818	CHENNAI MAYURI Exc Award (06/30/2018)	07/03/2017	Active	25	16	12	4	19.05%	22	2	0			N	M,SC	3	\$300.09		
65054	CHENNAI MEDAVAKKAM Exc Award (06/30/2018, 06/30/2019, 06/30/2020)	03/06/2002	Active	46	5	3	2	4.55%	50	17	5			N		6	\$2,001.80		
117281	CHENNAI MEDAVAKKAM SUPREME Exc Award (06/30/2018, 06/30/2021, 06/30/2022)	06/22/2012	Active	57	3	2	1	1.79%	63	4	3			N		0			
66549	CHENNAI METRO GOLDEN GATE Exc Award (06/30/2019, 06/30/2023)	08/14/2002	Active	5	0	0	0	0.00%	5		12			M,VP,SC	19				
144365	Chennai Metro Smile	12/30/2020	Active(1)	4	0	2	-2	-33.33%	5	3	0		4	M,VP,SC	24+	90+ Days			
137367	Chennai Metro Vision Exc Award (06/30/2021)	02/03/2019	Active	15	1	3	-2	-11.76%	16	5	0			N	M,SC	6	90+ Days		
67112	CHENNAI MOOVARASAMPET Exc Award (06/30/2019)	01/14/2003	Active	26	0	2	-2	-7.14%	25	6	4			P,T,M,VP,SC	7				
64406	CHENNAI MOTHER INDIA Exc Award (06/30/2016, 06/30/2018, 06/30/2020)	06/12/2001	Active	33	15	0	15	83.33%	23		0			M,VP,SC	2		\$1,000.90		
98291	CHENNAI MOUNT CITY Exc Award (06/30/2018, 06/30/2019, 06/30/2020)	01/15/2007	Active	23	6	1	5	27.78%	20	16	1			N	S,VP	3			
153441	Chennai Muthu Paneervakkam	02/14/2023	Cancelled(8*)	0	0	26	-26	-100.00%	26	2	4	1	None	P,S,T,M,VP SC	N/R	90+ Days			



Club Health Assessment for District 324 J through April 2025

Club Number	Club Name	Charter Date	Status	Membership							Reports					Finance	LCIF
				Current Member Count	YTD Members Added	YTD Members Dropped	YTD Net Growth	YTD Net Growth%	Member Count 12 Months Ago	Avg. length of service for dropped members	Months Since Last MMR ***	Yrs. Since Last Officer Report	President Rotation	Vice President Reported ****	Months Since Last Activity Report ***	Account Balance	Donations for current Fiscal Year
			Number of times on status quo within last two years	If below 15 members appears				If net loss is greater than 20% appears			If no report in 3 months appears	When more than one year appears in	Number of repeat terms	Notes the officers that do not have an active	If no report at 12 months appears in red		
142161	Chennai Mylai Temple City	07/10/2020	Active(2)	11	3	4	-1	-8.33%	11	2	2			N	S,SC	4	
	Exc Award (06/30/2024)																
144583	Chennai Nanmangalam Supreme	12/31/2020	Active(1)	31	13	4	9	40.91%	32	3	1				M,VP,SC	0	
	Exc Award (06/30/2021, 06/30/2023, 06/30/2024)																
97748	CHENNAI NEHRU NAGAR	09/22/2006	Active	24	5	0	5	26.32%	22		0				T,VP,SC	9	
	Exc Award (06/30/2018, 06/30/2020)																
112045	CHENNAI NEW CENTRAL CHITLAPAKKAM	08/12/2011	Active(1)	4	0	0	0	0.00%	4		13	1	None		P,S,T,M,VP SC	24+	
108974	CHENNAI NEW CHROME PET	07/28/2010	Active(1)	24	6	2	4	20.00%	20	8	0			N	M,VP	7	
	Exc Award (06/30/2016)																
135481	Chennai New Padappai West	07/17/2018	Active	5	0	5	-5	-50.00%	10	5	0				M,VP,SC	24+	
109102	CHENNAI NEW ULLAGARAM	08/20/2010	Active	14	7	2	5	55.56%	9	11	6		2		M,VP,SC	5	
	Exc Award (06/30/2018)																
117681	CHENNAI NOOTHENCHERI	08/21/2012	Active	63	5	16	-11	-14.86%	73	3	0				M,VP,SC	3	
	Exc Award (06/30/2016, 06/30/2020, 06/30/2024)																
137790	Chennai Oragadam City	04/01/2019	Active(1)	31	0	0	0	0.00%	34		3				M,VP,SC	14	
	Exc Award (06/30/2021, 06/30/2024)																
119230	CHENNAI OTTIYAMBAKKAM	04/26/2013	Active	17	0	0	0	0.00%	17		12	1	None		P,S,T,M,VP SC	19	
	Exc Award (06/30/2018)																
88818	CHENNAI PADI	06/29/2005	Active	8	5	5	0	0.00%	13	4	6				P,T,VP,SC	17	
	Exc Award (06/30/2016, 06/30/2018)																
143064	Chennai Padiyanallur	10/05/2020	Active(1)	31	12	0	12	63.16%	19		2			N	S,VP	2	
	Exc Award (06/30/2021, 06/30/2023)																
121030	Chennai Pammal Sammanthanar	12/27/2013	Active	27	0	0	0	0.00%	27		7				M,VP,SC	7	
	Exc Award (06/30/2020, 06/30/2022)																
110616	CHENNAI PERAMBUR NORTH	04/04/2011	Active	42	6	0	6	16.67%	48		0			N	M	3	\$1,199.36
	Exc Award (06/30/2016, 06/30/2018, 06/30/2020)																
66594	CHENNAI PONNERI	09/06/2002	Active(1)	35	15	5	10	40.00%	30	0	1			N	VP	0	\$100.03
	Exc Award (06/30/2016, 06/30/2018, 06/30/2020)																



Club Health Assessment for District 324 J through April 2025

			Status	Membership						Reports					Finance		LCIF
Club Number	Club Name	Charter Date		Current Member Count	YTD Members Added	YTD Members Dropped	YTD Net Growth	YTD Net Growth%	Member Count 12 Months Ago	Avg. length of service for dropped members	Months Since Last MMR ***	Yrs. Since Last Officer Report	President Rotation	Vice President Reported ****	Months Since Last Activity Report ***	Account Balance	Donations for current Fiscal Year
			Number of times on status quo within last two years	If below 15 members appears				If net loss is greater than 20% appears			If no report in 3 months appears in	When more than one year appears in	Number of repeat terms	Notes the officers that do not have an active	If no report at 12 months appears in red		
121862	Chennai Progeny Thiruninravur	04/15/2014	Cancelled(8*)	0	0	22	-22	-100.00%	32	5	7		None	P,S,T,M,VP SC	19	90+ Days	
	Exc Award (06/30/2021)																
109986	CHENNAI PUSHPA NAGAR	01/04/2011	Active	59	2	9	-7	-10.61%	66	7	0		R	P,M,VP	1		
	Exc Award (06/30/2018, 06/30/2019, 06/30/2020)																
125973	Chennai Puzhal Humanity	10/27/2015	Active(1)	55	13	0	13	30.95%	79		3			M,VP	0		
	Exc Award (06/30/2022)																
98069	CHENNAI PUZHUTHIVAKKAM	11/28/2006	Active	47	5	0	5	11.90%	47		3			M,VP,SC	6		\$1,000.86
	Exc Award (06/30/2016, 06/30/2018, 06/30/2020)																
149514	Chennai Redhills Pullilyon	03/03/2022	Active(1)	50	13	7	6	13.64%	45	2	3		N	S,T,M,VP,SC	2		\$666.20
	Exc Award (06/30/2024)																
119115	CHENNAI ROYAL ULLAGARAM	04/03/2013	Active	51	8	0	8	18.60%	48		8		N		1		
	Exc Award (06/30/2019, 06/30/2020, 06/30/2021)																
105694	CHENNAI SELAIYUR CENTRAL	06/05/2009	Active	18	0	0	0	0.00%	18		0	1	None	P,S,T,M,VP SC	15		
	Exc Award (06/30/2016)																
122409	Chennai Sembakkam	06/10/2014	Cancelled(8*)	0	0	26	-26	-100.00%	25	9	11	1	None	P,S,T,M,VP SC	21	90+ Days	
	Exc Award (06/30/2016)																
26438	CHENNAI SHANTHI COLONY	04/08/1971	Active	33	1	0	1	3.13%	32		0			M,VP,SC	2		\$100.03
	Exc Award (06/30/2016, 06/30/2020, 06/30/2021)																
65477	CHENNAI SHOLINGANALLUR	06/13/2002	Active(2)	44	10	0	10	29.41%	34		3			M,VP,SC	0		
	Exc Award (06/30/2018, 06/30/2019)																
147361	Chennai Social	08/10/2021	Cancelled(8*)	0	0	23	-23	-100.00%	23	3	8		None	P,S,T,M,VP SC	8	90+ Days	
125255	Chennai Sri KMT Croup	06/22/2015	Active	35	2	0	2	6.06%	37		0		R	M	0		\$20.01
	Exc Award (06/30/2016, 06/30/2021, 06/30/2022)																
65065	CHENNAI STANDARD PERUNGALATHUR	03/06/2002	Active(1)	11	0	5	-5	-31.25%	16	6	1		2	P,T,VP,SC	24+		
105856	CHENNAI SURAJ VILLIVAKKAM	06/29/2009	Active(1)	18	1	0	1	5.88%	20		6			M,VP,SC	6		
68534	CHENNAI SWAMI VIVEKANANDA	04/15/2003	Active(1)	15	1	4	-3	-16.67%	18	4	3			T,M,VP,SC	7		
	Exc Award (06/30/2018, 06/30/2021)																



Club Health Assessment for District 324 J through April 2025

			Status	Membership							Reports					Finance	LCIF
Club Number	Club Name	Charter Date		Current Member Count	YTD Members Added	YTD Members Dropped	YTD Net Growth	YTD Net Growth%	Member Count 12 Months Ago	Avg. length of service for dropped members	Months Since Last MMR ***	Yrs. Since Last Officer Report	President Rotation	Vice President Reported ****	Months Since Last Activity Report ***	Account Balance	Donations for current Fiscal Year
			Number of times on status quo within last two years	If below 15 members appears				If net loss is greater than 20% appears			If no report in 3 months appears in	When more than one year appears in	Number of repeat terms	Notes the officers that do not have an active	If no report at 12 months appears in red		
102836	CHENNAI TAMBARAM CENTRAL Exc Award (06/30/2022, 06/30/2024)	06/26/2008	Active	125	25	6	19	17.92%	114	10	1			M,VP,SC	0		\$10.06
93239	CHENNAI TAMBARAM MUDICHUR Exc Award (06/30/2018)	01/03/2006	Active	42	1	2	-1	-2.33%	52	2	1		N	SC	0		\$333.10
92380	CHENNAI TAMBARAM SANATORIUM Exc Award (06/30/2016, 06/30/2020, 06/30/2024)	12/21/2005	Active(1)	20	2	1	1	5.26%	31	5	3		N	M,VP,SC	3		
147362	Chennai Tamil Singam Exc Award (06/30/2022)	07/19/2021	Active	18	0	16	-16	-47.06%	40	3	5			S,M,VP,SC	8	90+ Days	
131588	Chennai Thatchoor Exc Award (06/30/2018, 06/30/2024)	07/03/2017	Active(1)	28	20	4	16	133.33%	12	6	0		N	M	0		\$333.10
89071	CHENNAI THIRUNEERMALAI Exc Award (06/30/2016)	08/10/2005	Active	6	0	0	0	0.00%	6		3			M,VP	6		
100790	CHENNAI THIRUVOTTIYUR NORTH Exc Award (06/30/2016, 06/30/2018, 06/30/2024)	12/11/2007	Active	61	11	0	11	22.00%	50		1		None	P,M,VP,SC	14		
62244	CHENNAI TIRUVOTTIYUR EAST Exc Award (06/30/2016, 06/30/2018, 06/30/2024)	06/28/1999	Active	35	6	9	-3	-7.89%	59	2	2		R		4		\$333.10
102957	CHENNAI VELLAKKAL Exc Award (06/30/2021)	06/30/2008	Active	27	1	1	0	0.00%	29	2	0			M,VP,SC	1		
106290	CHENNAI VIRUGAMBAKKAM Exc Award (06/30/2016, 06/30/2018, 06/30/2024)	08/18/2009	Active	37	0	0	0	0.00%	37		0		2	M,VP,SC	4		
135480	Chennai Vision	07/17/2018	Active(1)	8	8	8	0	0.00%	8	7	1		4	R	S,VP	18	
137506	Chennai Vision Delight	03/25/2019	Cancelled(8*)	0	0	4	-4	-100.00%	5	6	4		None	P,S,T,M,VP SC	24+	90+ Days	
107573	CHENNAI WIMCO NAGAR	02/17/2010	Active(1)	17	2	6	-4	-19.05%	21	4	0		None	N	P,SC	6	
89656	CHENNAI ZAMEEN PALLAVARAM Exc Award (06/30/2020)	11/17/2005	Active	25	2	2	0	0.00%	27	7	2			M,VP,SC	5		
57011	CHITLAPAKKAM Exc Award (06/30/2016, 06/30/2018, 06/30/2024)	05/31/1995	Active	90	3	0	3	3.45%	85		0		N	M	2		\$1,000.90




Club Health Assessment for District 324 J through April 2025

			Status	Membership							Reports					Finance		LCIF
Club Number	Club Name	Charter Date		Current Member Count	YTD Members Added	YTD Members Dropped	YTD Net Growth	YTD Net Growth%	Member Count 12 Months Ago	Avg. length of service for dropped members	Months Since Last MMR ***	Yrs. Since Last Officer Report	President Rotation	Vice President Reported ****	Months Since Last Activity Report ***	Account Balance	Donations for current Fiscal Year	
			Number of times on status quo within last two years	If below 15 members appears				If net loss is greater than 20% appears			If no report in 3 months appears in	When more than one year appears in	Number of repeat terms	Notes the officers that do not have an active	If no report at 12 months appears in red			
143605	Chromepet Mother Supreme Exc Award (06/30/2021)	11/17/2020	Active(1)	6	0	1	-1	-14.29%	8	19	7			M,VP,SC	N/A			
152336	Chromepet Unity	08/30/2022	Active	20	3	3	0	0.00%	23	15	0			M,VP,SC	4			
26418	ENNORE TIRUVOTTIYUR Exc Award (06/30/2018, 06/30/2021, 06/30/2022)	12/08/1971	Active	39	3	0	3	8.33%	33		0		N	M,SC	3		\$25,198.48	
138845	Karambakkam Porur Sangamam	08/08/2019	Active	25	0	3	-3	-10.71%	28	10	0			M,VP,SC	7		\$1,000.90	
54882	MADRAS ARUMBAKKAM Exc Award (06/30/2018, 06/30/2021, 06/30/2022)	09/17/1993	Active(2)	22	0	4	-4	-15.38%	26	17	2			VP	7		\$50.00	
62049	MADRAS BHARATHAM-PERAVALLUR	06/07/1999	Active	15	0	0	0	0.00%	20		9		3	T,M,VP,SC	9		\$333.10	
60194	MADRAS HASTHINAPURAM Exc Award (06/30/2016, 06/30/2018, 06/30/2022)	12/16/1997	Active	65	14	4	10	18.18%	58	7	0		N	VP	0		\$3,499.81	
61600	MADRAS MADIPAKKAM Exc Award (06/30/2016, 06/30/2021)	03/08/1999	Active	37	4	1	3	8.82%	34	3	1		N		7			
37537	MADRAS METRO EAST	09/13/1979	Active	55	12	1	11	25.00%	55	6	0		N	SC	8		\$280.08	
35460	MADRAS METROPOLITAN SO Exc Award (06/30/2019, 06/30/2021, 06/30/2022)	04/04/1978	Active	15	0	0	0	0.00%	15		7			M,VP,SC	15			
36531	MADRAS RED HILLS Exc Award (06/30/2016, 06/30/2020, 06/30/2022)	01/19/1979	Active	265	11	61	-50	-15.87%	315	6	0		N		3		\$333.10	
62543	MADRAS TAMBARAM EAST Exc Award (06/30/2018, 06/30/2019, 06/30/2022)	12/03/1999	Active	31	8	6	2	6.90%	39	13	0		R		4		\$2,121.00	
32179	PALLAVAPURAM Exc Award (06/30/2016, 06/30/2018, 06/30/2022)	04/29/1976	Active	38	5	0	5	15.15%	36		1			T,M,VP,SC	1		\$300.09	
26449	TAMBARAM Exc Award (06/30/2018)	03/29/1968	Active	24	2	0	2	9.09%	24		3		N	T,VP	0			
138020	Thiruverkadu Glorious Exc Award (06/30/2021, 06/30/2023)	05/21/2019	Active	31	1	37	-36	-53.73%	67	4	0		N	SC	1		\$330.10	
29705	VILLAVAKKAM Exc Award (06/30/2021)	07/15/1974	Active	30	0	25	-25	-45.45%	54	5	3			M,VP,SC	8			



Club Health Assessment for District 324 J through April 2025

			Status	Membership						Reports				Finance	LCIF		
Club Number	Club Name	Charter Date		Current Member Count	YTD Members Added	YTD Members Dropped	YTD Net Growth	YTD Net Growth%	Member Count 12 Months Ago	Avg. length of service for dropped members	Months Since Last MMR ***	Yrs. Since Last Officer Report	President Rotation	Vice President Reported ****	Months Since Last Activity Report ***	Account Balance	Donations for current Fiscal Year
			Number of times on status quo within last two years	If below 15 members appears				If net loss is greater than 20% appears			If no report in 3 months appears in	When more than one year appears in	Number of repeat terms	Notes the officers that do not have an active	If no report at 12 months appears in red		

Clubs Cancelled Previous Fiscal Year – Clubs Cancelled within last 12 months may be reinstated

Club Number	Club Name	Charter Date	Current Status*	Cancellation Date
155026	Adambakkam Prime	08/10/2023	Cancelled(8*)	05/29/2024
151045	Chennai Ayanavaram	06/22/2022	Cancelled(8*)	12/29/2023
153873	Chennai Jingle Bell	03/20/2023	Cancelled(8*)	10/29/2023
149725	Chennai Kavangarai	03/03/2022	Cancelled(8*)	05/29/2024
148856	Chennai Lotus Shine	11/26/2021	Cancelled(8*)	05/29/2024
152095	Chennai New Greater Thiruverkadu	10/17/2022	Cancelled(8*)	02/29/2024
148456	Chitlapakkam Shine	10/06/2021	Cancelled(8*)	12/29/2023

Current Total Clubs Count	YTD New Clubs Count	YTD Cancelled Clubs Count	YTD Net Club Gain	Current Total Members Count	YTD Add	YTD Drop	YTD Net Growth	YTD Net Growth %	Member Count 12 Months Ago	Average Member Count Per Club	% of Clubs with less than 20 members	% No MMR in 3 Months	% No Officer Report in 12 Months	% of Clubs with balance 90+ days	Number of Clubs in Status Quo	% Status Quo Clubs in Financial Suspension	Number of Cancelled Clubs	Average Cancelled Club Age	Members Lost Due to Cancellation	% of Clubs Cancelled for Non-Financial Reasons
141	10	17	-7	4,566	987	885	102	2.28%	4,823	32	32%	37%	5%	8%	0	0%	17	5	362	-35%

* - P - Priority Club. Cancellation Reasons: 1-Objectives/conduct, 2-Non-active club, 5-Non-existing club, 6-Disbanding, 7-Merger, 8-Financial Suspension, 9-District/Multiple District Dues.

** - Abbreviation: P-President, S-Secretary, T-Treasurer, M-Member Chairperson, VP-First Vice President, MC-Communications Chairperson, SC-Service Chairperson

*** - Abbreviation: N/R - Never reported using the Lions Clubs website, N/A - Not applicable, No password registered for the Lions Clubs website.

**** - Abbreviation: N - New, IP - Immediate Past, R - Repeat.



Club Health Assessment for District 324 K through April 2025

			Status	Membership							Reports					Finance		LCIF
Club Number	Club Name	Charter Date		Current Member Count	YTD Members Added	YTD Members Dropped	YTD Net Growth	YTD Net Growth%	Member Count 12 Months Ago	Avg. length of service for dropped members	Months Since Last MMR ***	Yrs. Since Last Officer Report	President Rotation	Vice President Reported ****	Months Since Last Activity Report ***	Account Balance	Donations for current Fiscal Year	
			Number of times on status quo within last two years	If below 15 members appears					If net loss is greater than 20% appears			If no report in 3 months appears in	When more than one year appears in	Number of repeat terms	Notes the officers that do not have an active	If no report at 12 months appears in red		
Clubs less than two years old																		
154720	Chennai Annanagar Gems	06/19/2023	Active	20	1	1	0	0.00%	20	2	0			N	S,T,SC	8		
156481	Chennai Deccan Friends	10/26/2023	Active	19	4	3	1	5.56%	21	1	0			N	M,VP	4		
177806	Chennai Goodhope	09/13/2024	Active	20	20	0	20	100.00%	0		7				M,VP,SC	N/R		
178065	Chennai Highness	09/11/2024	Active	20	20	0	20	100.00%	0		7				M,VP,SC	N/A		
156129	Chennai Iris	09/30/2023	Cancelled(8*)	0	0	20	-20	-100.00%	20	1	13	1	None		P,S,T,M,VP SC	18	90+ Days	
156941	Chennai Meraki	12/20/2023	Active	25	1	1	0	0.00%	25	0	2		2	N		7		
156310	Chennai Utopia	09/30/2023	Cancelled(8*)	0	0	21	-21	-100.00%	21	1	13	1	None		P,S,T,M,VP SC	18	90+ Days	
178165	Chennai Velachery Venghais	09/02/2024	Active	27	27	0	27	100.00%	0		0			N		N/R		
180747	Chennai Vikasa	02/18/2025	Newly Chartered	20	20	0	20	100.00%	0		2			N	M	N/A		
178758	Chennai Walkers Friends	10/03/2024	Active	19	24	5	19	100.00%	0	0	5			N	VP,SC	N/R		
Clubs more than two years old																		
26405	AMBATTUR	03/09/1966	Active	19	4	2	2	11.76%	20	4	0		2	R	M,SC	3		
	Exc Award (06/30/2017)																	
123625	Chennai AGS Garden	11/13/2014	Active	20	9	5	4	25.00%	16	2	0			N	T,SC	7	\$1,006.29	
	Exc Award (06/30/2020, 06/30/2021)																	
82772	CHENNAI ANNA NAGAR II AVENUE	06/24/2004	Active	17	0	0	0	0.00%	17		7			N	M	7		
145680	Chennai Aster	05/28/2021	Cancelled(8*)	0	0	22	-22	-100.00%	22	3	13	1	None		P,S,T,M,VP SC	18	90+ Days	
136600	Chennai Beautiful Minds	11/21/2018	Active(1)	20	6	0	6	42.86%	13		0			N		18		
64639	CHENNAI BHARATH	08/16/2001	Cancelled(8*)	0	0	23	-23	-100.00%	23	12	3	1	None		P,S,T,M,VP SC	18	90+ Days	
	Exc Award (06/30/2020)																	
66606	CHENNAI CROWN	09/12/2002	Active	46	8	1	7	17.95%	52	30	0			N	P,T	0	\$1,006.29	
	Exc Award (06/30/2017, 06/30/2023)																	
125001	Chennai Cyan Campus	05/28/2015	Cancelled(8*)	0	0	30	-30	-100.00%	30	8	4	1	None		P,S,T,M,VP SC	18	90+ Days	
145681	Chennai Dahlia	06/01/2021	Cancelled(8*)	0	0	23	-23	-100.00%	23	3	13	1	None		P,S,T,M,VP SC	18	90+ Days	



Club Health Assessment for District 324 K through April 2025

			Status	Membership							Reports					Finance		LCIF
Club Number	Club Name	Charter Date		Current Member Count	YTD Members Added	YTD Members Dropped	YTD Net Growth	YTD Net Growth%	Member Count 12 Months Ago	Avg. length of service for dropped members	Months Since Last MMR ***	Yrs. Since Last Officer Report	President Rotation	Vice President Reported ****	Months Since Last Activity Report ***	Account Balance	Donations for current Fiscal Year	
			Number of times on status quo within last two years	If below 15 members appears					If net loss is greater than 20% appears		If no report in 3 months appears in	When more than one year appears in	Number of repeat terms	Notes the officers that do not have an active	If no report at 12 months appears in red			
109363	CHENNAI GANDHI AVENUE	09/28/2010	Active	15	0	0	0	0.00%	12		10			P,T,M,VP,SC	18			
101026	CHENNAI GKM	01/18/2008	Active	28	0	0	0	0.00%	28		10		2	R	6			
Exc Award (06/30/2017, 06/30/2023)																		
109364	CHENNAI GRAND HEAVEN CITY	09/28/2010	Active	36	10	4	6	20.00%	29	1	0			N	0			
Exc Award (06/30/2020)																		
110090	CHENNAI GREATER CITY	01/11/2011	Active	33	2	0	2	6.45%	33		7			N	M	6		
Exc Award (06/30/2017)																		
151348	Chennai Heights	06/20/2022	Active(1)	25	4	1	3	13.64%	21	2	8		None	N	P,M	9		
Exc Award (06/30/2023)																		
128406	Chennai Manali Harmony	08/11/2016	Active	31	2	0	2	6.90%	26		7			N	P,VP,SC	8		
Exc Award (06/30/2020)																		
65186	CHENNAI METRO NORTH	04/15/2002	Active	15	0	0	0	0.00%	14		11				VP,SC	7		
Exc Award (06/30/2017)																		
101025	CHENNAI METRO PURASAI	01/18/2008	Active	8	1	1	0	0.00%	11	17	4			N	M	9		
139396	Chennai Mudra	08/02/2019	Active	44	4	2	2	4.76%	42	3	0			N	S,VP	0		
Exc Award (06/30/2022, 06/30/2023)																		
124998	Chennai Nakshatra Campus	05/28/2015	Cancelled(8*)	0	0	30	-30	-100.00%	30	8	4	1	None		P,S,T,M,VP SC	18	90+ Days	
129157	Chennai Nandavanam	12/02/2016	Active	40	14	13	1	2.56%	39	5	0			N		0		
Exc Award (06/30/2020, 06/30/2022, 06/30/2023)																		
153481	Chennai New Stars	01/30/2023	Active	30	2	2	0	0.00%	27	2	0			N	P,M,VP	8		
68568	CHENNAI PADI HEAVEN CITY	04/15/2003	Active	56	7	0	7	14.29%	53		7			N	S,T,VP	5		
119610	Chennai Padi Royal City	06/12/2013	Active	25	5	0	5	25.00%	20		0		2	N	T,M,VP,SC	6		
Exc Award (06/30/2017)																		
146896	Chennai Pasumai	06/21/2021	Active	13	0	10	-10	-43.48%	14	1	4				P,M,VP	8		
106649	CHENNAI PUDUMAI GEMANI	09/25/2009	Active	20	2	10	-8	-28.57%	33	6	4				T,M,VP,SC	0		
Exc Award (06/30/2017, 06/30/2022, 06/30/2023)																		
105794	CHENNAI PUDUMAI HEAVEN CITY	06/22/2009	Active	26	4	1	3	13.04%	25	3	8			N	S,T,M	8		



Club Health Assessment for District 324 K through April 2025

			Status	Membership							Reports					Finance		LCIF
Club Number	Club Name	Charter Date		Current Member Count	YTD Members Added	YTD Members Dropped	YTD Net Growth	YTD Net Growth%	Member Count 12 Months Ago	Avg. length of service for dropped members	Months Since Last MMR ***	Yrs. Since Last Officer Report	President Rotation	Vice President Reported ****	Months Since Last Activity Report ***	Account Balance	Donations for current Fiscal Year	
			Number of times on status quo within last two years	If below 15 members appears				If net loss is greater than 20% appears			If no report in 3 months appears in	When more than one year appears in	Number of repeat terms	Notes the officers that do not have an active	If no report at 12 months appears in red			
Exc Award (06/30/2022)																		
109191	CHENNAI PUDUMAI ROYAPETTAH	09/09/2010	Active	28	4	3	1	3.70%	29	1	0			N	P,SC	4		
Exc Award (06/30/2017, 06/30/2020, 06/30/2023)																		
153007	Chennai Red Square	02/10/2023	Active(1)	25	1	0	1	4.17%	24		8			N	T,M,VP,SC	N/A		
147721	Chennai Rhythms	07/27/2021	Active(1)	19	4	9	-5	-20.83%	27	1	4			N	SC	0		
Exc Award (06/30/2023)																		
145028	Chennai Rose Garden	04/16/2021	Active(1)	18	5	0	5	38.46%	17		8			IP	S,T,VP,SC	0		
Exc Award (06/30/2023)																		
128368	Chennai Royal Kings	08/04/2016	Active	30	1	3	-2	-6.25%	32	5	0			N	P,VP	2		
Exc Award (06/30/2018)																		
104490	CHENNAI ROYAPURAM HERITAGE	01/22/2009	Active	34	1	5	-4	-10.53%	54	13	0			N	P,T,VP,SC	4		
Exc Award (06/30/2017, 06/30/2019, 06/30/2023)																		
104030	CHENNAI ROYAPURAM NORTH	12/01/2008	Active	27	2	0	2	8.00%	27		4			N		0		
Exc Award (06/30/2017, 06/30/2023)																		
151374	Chennai Socials	06/20/2022	Active	29	6	7	-1	-3.33%	30	2	0		2		M,VP,SC	5		
Exc Award (06/30/2023)																		
146762	Chennai Sowcarpet Trending	06/19/2021	Active	12	0	0	0	0.00%	12		12				M,VP,SC	18		
101477	CHENNAI SPR	03/12/2008	Active	37	2	5	-3	-7.50%	46	2	1			N	VP	1		
Exc Award (06/30/2016, 06/30/2017, 06/30/2023)																		
77888	CHENNAI SRUTHI	12/01/2003	Active	44	8	1	7	18.92%	40	9	0			N	SC	0	\$49.12	
Exc Award (06/30/2017, 06/30/2018, 06/30/2023)																		
144999	Chennai Trellis Friends	02/01/2021	Active	20	1	0	1	5.26%	20		9			N	SC	6		
145683	Chennai Tulip Friends	05/17/2021	Cancelled(8*)	0	0	22	-22	-100.00%	22	3	13	1	None		P,S,T,M,VP SC	18	90+ Days	
124999	Chennai Violet Campus	05/28/2015	Cancelled(8*)	0	0	30	-30	-100.00%	30	8	4	1	None		P,S,T,M,VP SC	18	90+ Days	
151426	Chennai Vyasai North	06/21/2022	Active(1)	35	18	7	11	45.83%	22	2	0			R	VP	4		
Exc Award (06/30/2023)																		
63615	MADRAS ANNANAGAR WEST	10/09/2000	Active	61	6	1	5	8.93%	57	5	0			N	S,T	9		
Exc Award (06/30/2017, 06/30/2020, 06/30/2023)																		



Club Health Assessment for District 324 K through April 2025

			Status	Membership							Reports					Finance		LCIF
Club Number	Club Name	Charter Date		Current Member Count	YTD Members Added	YTD Members Dropped	YTD Net Growth	YTD Net Growth%	Member Count 12 Months Ago	Avg. length of service for dropped members	Months Since Last MMR ***	Yrs. Since Last Officer Report	President Rotation	Vice President Reported ****	Months Since Last Activity Report ***	Account Balance	Donations for current Fiscal Year	
			Number of times on status quo within last two years	If below 15 members appears				If net loss is greater than 20% appears			If no report in 3 months appears in	When more than one year appears in	Number of repeat terms	Notes the officers that do not have an active	If no report at 12 months appears in red			
36082	MADRAS ASHOK NAGAR Exc Award (06/30/2017, 06/30/2022)	09/25/1978	Active(1)	46	5	3	2	4.55%	46	6	0			N	VP,SC	0	\$1,006.29	
45241	MADRAS BASIN BRIDGE Exc Award (06/30/2017, 06/30/2020)	06/06/1985	Active	39	2	3	-1	-2.50%	44	3	0			N	S,T,VP,SC	0		
36271	MADRAS CHETPET Exc Award (06/30/2017, 06/30/2018, 06/30/2020)	11/27/1978	Active	96	2	24	-22	-18.64%	157	8	0			N	VP,SC	0		
50674	MADRAS CITY Exc Award (06/30/2017, 06/30/2020)	06/01/1990	Active	29	7	5	2	7.41%	27	8	8			N	P,M,SC	8		
52021	MADRAS CULTURAL CAPITAL Exc Award (06/30/2017)	09/19/1991	Active	27	1	0	1	3.85%	32		9			N	P,VP	5		
49717	MADRAS DOVETON SQUARE Exc Award (06/30/2023)	06/27/1989	Active	20	0	0	0	0.00%	20		10			IP	S,SC	5	\$1,006.29	
37725	MADRAS ESPLANADE CENTRAL Exc Award (06/30/2020, 06/30/2023)	11/07/1979	Active(1)	17	17	20	-3	-15.00%	21	7	2		3	R	VP	18		
61415	MADRAS EXCELLENCE Exc Award (06/30/2017)	01/04/1999	Active	25	2	1	1	4.17%	22	1	0			N	M	5		
51767	MADRAS GREEN PARK Exc Award (06/30/2017)	06/11/1991	Active	48	18	20	-2	-4.00%	52	4	0			N		2		
41089	MADRAS MANALI Exc Award (06/30/2017, 06/30/2019, 06/30/2020)	03/17/1982	Active	12	0	0	0	0.00%	18		10			N	M,VP	3		
35109	MADRAS METRO WEST Exc Award (06/30/2017, 06/30/2019, 06/30/2020)	02/14/1978	Active	41	4	3	1	2.50%	39	8	0			R		0	\$220.00	
51209	MADRAS MID CITY Exc Award (06/30/2017)	01/21/1991	Active(2)	7	0	0	0	0.00%	7		13				M,VP,SC	21	\$1,006.29	
26428	MADRAS NORTH Exc Award (06/30/2017)	02/22/1968	Active	51	2	1	1	2.00%	49	56	0			N		0		
34065	MADRAS PADI SHENOY NAGAR Exc Award (06/30/2017)	06/14/1977	Active	34	0	0	0	0.00%	37		11			N	P,T,M,SC	0		
56734	MADRAS POES GARDEN Exc Award (06/30/2017, 06/30/2022, 06/30/2020)	03/28/1995	Active(1)	48	2	0	2	4.35%	44		4			N	P	8		



Club Health Assessment for District 324 K through April 2025

			Status	Membership							Reports					Finance	LCIF
Club Number	Club Name	Charter Date		Current Member Count	YTD Members Added	YTD Members Dropped	YTD Net Growth	YTD Net Growth%	Member Count 12 Months Ago	Avg. length of service for dropped members	Months Since Last MMR ***	Yrs. Since Last Officer Report	President Rotation	Vice President Reported ****	Months Since Last Activity Report ***	Account Balance	Donations for current Fiscal Year
			Number of times on status quo within last two years	If below 15 members appears				If net loss is greater than 20% appears			If no report in 3 months appears in	When more than one year appears in	Number of repeat terms	Notes the officers that do not have an active	If no report at 12 months appears in red		
32048	MADRAS PUDUR	04/08/1976	Active	68	6	3	3	4.62%	84	16	0			N	M	0	\$159.89
	Exc Award (06/30/2017, 06/30/2018)																
32282	MADRAS THIRUMANGALAM	05/11/1976	Active(1)	44	5	35	-30	-40.54%	73	4	3			R	M	5	\$104.16
	Exc Award (06/30/2020, 06/30/2022, 06/30/2023)																
26427	MEENAMBAKKAM	11/09/1964	Active	100	20	18	2	2.04%	102	21	3			N	SC	1	
	Exc Award (06/30/2017, 06/30/2023)																

Clubs Cancelled Previous Fiscal Year – Clubs Cancelled within last 12 months may be reinstated

Club Number	Club Name	Charter Date	Current Status*	Cancellation Date
153305	Chennai Achievers	12/28/2022	Cancelled(6*)	08/29/2023
150506	Chennai Everest	04/29/2022	Cancelled(8*)	01/29/2024
151923	Chennai Metro Miracle	08/22/2022	Cancelled(8*)	12/29/2023
82775	CHENNAI MYLAI ABHILASHA	06/24/2004	Cancelled(6*)	07/29/2023
63325	CHENNAI NIGHTINGALE	06/19/2000	Cancelled(8*)	01/29/2024
144584	Chennai Radiance	12/28/2020	Cancelled(8*)	12/29/2023

Current Total Clubs Count	YTD New Clubs Count	YTD Cancelled Clubs Count	YTD Net Club Gain	Current Total Members Count	YTD Add	YTD Drop	YTD Net Growth	YTD Net Growth %	Member Count 12 Months Ago	Average Member Count Per Club	% of Clubs with less than 20 members	% No MMR in 3 Months	% No Officer Report in 12 Months	% of Clubs with balance 90+ days	Number of Clubs in Status Quo	% Status Quo Clubs in Financial Suspension	Number of Cancelled Clubs	Average Cancelled Club Age	Members Lost Due to Cancellation	% of Clubs Cancelled for Non-Financial Reasons
61	5	9	-4	1,908	353	460	-107	-5.31%	2,143	31	23%	49%	0%	3%	0	0%	9	13	221	-44%

* - P - Priority Club. Cancellation Reasons: 1-Objectives/conduct, 2-Non-active club, 5-Non-existing club, 6-Disbanding, 7-Merger, 8-Financial Suspension, 9-District/Multiple District Dues.

** - Abbreviation: P-President, S-Secretary, T-Treasurer, M-Member Chairperson, VP-First Vice President, MC-Communications Chairperson, SC-Service Chairperson

*** - Abbreviation: N/R - Never reported using the Lions Clubs website, N/A - Not applicable, No password registered for the Lions Clubs website.

**** - Abbreviation: N - New, IP - Immediate Past, R - Repeat.



Club Health Assessment for District 324 L through April 2025

			Status	Membership						Reports					Finance	LCIF		
Club Number	Club Name	Charter Date		Current Member Count	YTD Members Added	YTD Members Dropped	YTD Net Growth	YTD Net Growth%	Member Count 12 Months Ago	Avg. length of service for dropped members	Months Since Last MMR ***	Yrs. Since Last Officer Report	President Rotation	Vice President Reported ****	Months Since Last Activity Report ***	Account Balance	Donations for current Fiscal Year	
			Number of times on status quo within last two years	If below 15 members appears					If net loss is greater than 20% appears		If no report in 3 months appears in	When more than one year appears in	Number of repeat terms		Notes the officers that do not have an active	If no report at 12 months appears in red		
Clubs less than two years old																		
156312	Chennai Anna Nagar Elite	09/30/2023	Active	20	0	0	0	0.00%	20		0		2	N	M,SC	1		\$85.11
181485	Chennai Anna Nagar Go Getters	03/31/2025	Newly Chartered	20	20	0	20	100.00%	0		1				M,VP,SC	N/R		
178552	Chennai Anna Nagar Zoomers	09/18/2024	Active	20	20	0	20	100.00%	0		0				T,M,VP,SC	1		\$50.38
179758	Chennai Balajis Padmavathi	12/06/2024	Active	20	20	0	20	100.00%	0		1				M,VP,SC	N/R		
180730	Chennai Delight Givers	03/31/2025	Newly Chartered	20	20	0	20	100.00%	0		0				T,M,VP,SC	N/R		
178548	Chennai Greater Elite	09/17/2024	Active	20	28	8	20	100.00%	0	0	0			N	T,M,SC	2		
180622	Chennai Madrasapattinam	02/10/2025	Newly Chartered	21	21	0	21	100.00%	0		0				S,T,M,VP,SC	N/R		
179775	Chennai Maduravoyal Super Kings	01/09/2025	Active	22	22	0	22	100.00%	0		0			N		2		\$20.00
176796	Chennai Media Chamber	09/12/2024	Active	20	20	0	20	100.00%	0		4				M,VP,SC	5	90+ Days	
178526	Chennai Pride	09/12/2024	Active	29	29	0	29	100.00%	0		1			N		6	90+ Days	
178705	Chennai R A Puram	11/13/2024	Active	22	22	0	22	100.00%	0		5				M,VP,SC	4		\$205.25
156482	Chennai Serving Sparrows	10/25/2023	Active	20	0	0	0	0.00%	20		9		2		M,VP,SC	2		
180529	Chennai Udhayam Stars	01/23/2025	Active	20	20	0	20	100.00%	0		3				M,VP,SC	N/R		\$20.00
178616	Chennai Vaagai	09/18/2024	Active	20	20	0	20	100.00%	0		7				M,VP,SC	3		
Clubs more than two years old																		
128407	Chennai Aaditya	10/04/2016	Active	11	0	0	0	0.00%	11		11				M,VP,SC	8		
148740	Chennai Aakasha	12/17/2021	Active	39	3	6	-3	-7.14%	42	4	1		4		S,M,VP,SC	1		
112106	CHENNAI AAVARAM POO	08/25/2011	Active	68	4	3	1	1.49%	68	4	5			R	T	4		\$1,348.93
Exc Award (06/30/2018, 06/30/2022, 06/30/20)																		
65189	CHENNAI ANNA NAGAR TOWERS	04/15/2002	Active	32	0	0	0	0.00%	32		12			R	P,S,T,M,SC	3		\$479.18
Exc Award (06/30/2018, 06/30/2022)																		
132100	Chennai Centennial Anna Nagar	07/03/2017	Active	52	8	3	5	10.64%	45	2	4		2		VP	0		\$29,949.00
Exc Award (06/30/2022, 06/30/2023)																		



Club Health Assessment for District 324 L through April 2025

			Status	Membership							Reports					Finance	LCIF
Club Number	Club Name	Charter Date		Current Member Count	YTD Members Added	YTD Members Dropped	YTD Net Growth	YTD Net Growth%	Member Count 12 Months Ago	Avg. length of service for dropped members	Months Since Last MMR ***	Yrs. Since Last Officer Report	President Rotation	Vice President Reported ****	Months Since Last Activity Report ***	Account Balance	Donations for current Fiscal Year
			Number of times on status quo within last two years	If below 15 members appears				If net loss is greater than 20% appears			If no report in 3 months appears in	When more than one year appears in	Number of repeat terms	Notes the officers that do not have appears in an active	If no report at 12 months red		
132480	Chennai Centennial Udayam	10/26/2017	Active(1)	30	15	0	15	100.00%	11		0			N	2		\$413.30
109044	CHENNAI CENTRAL CHITLAPAKKAM	09/17/2010	Active	69	17	3	14	25.45%	55	2	2			N	VP	0	\$2,186.83
148544	Chennai City	10/18/2021	Active	46	0	0	0	0.00%	46		1		4		M,VP	1	
120563	Chennai Cosmopolitan	10/16/2013	Active	30	7	0	7	30.43%	23		1			N		8	
148680	Chennai Creators	12/24/2021	Active	86	1	0	1	1.18%	85		1		2		VP,SC	1	
148742	Chennai Deeksha	12/20/2021	Active	71	5	0	5	7.58%	66		1		2		S,T,M,VP,SC	4	
135913	Chennai Desire	07/17/2018	Active	28	1	0	1	3.70%	22		0			N		0	\$299.50
Exc Award (06/30/2019, 06/30/2020, 06/30/2021)																	
116118	CHENNAI DR ANNIE BESANT	04/16/2012	Active	47	0	0	0	0.00%	47		11				M,VP,SC	5	\$598.98
109684	CHENNAI EDIFICE	11/29/2010	Active	28	3	1	2	7.69%	25	1	2		3	N	S,T,M,SC	3	\$953.40
148545	Chennai Friends	10/18/2021	Active	36	0	0	0	0.00%	36		1		4		S,T,M,VP	5	
145154	Chennai Jini Nagar	02/23/2021	Active(1)	4	11	10	1	33.33%	3	4	1				S,T,M,VP,SC	1	
131673	Chennai Marina Centennial	07/03/2017	Active	16	2	1	1	6.67%	15	8	0		2	N		8	
Exc Award (06/30/2018)																	
117426	CHENNAI MINT	07/23/2012	Active	9	1	0	1	12.50%	8		4			R	SC	8	
148300	Chennai Nanganallur	10/01/2021	Active	22	3	1	2	10.00%	22	3	2			R	VP,SC	4	
148200	Chennai Nesapakkam	09/09/2021	Active	16	0	7	-7	-30.43%	23	3	1		4		S,VP,SC	1	
112104	CHENNAI PERUNGUDI	08/24/2011	Active	7	0	0	0	0.00%	7		0				M,VP,SC	7	
77785	CHENNAI PRIME	11/07/2003	Active	2	0	12	-12	-85.71%	14	6	0		2		T,M,VP,SC	6	
Exc Award (06/30/2022)																	
152568	Chennai Rocking Millennials	12/16/2022	Active	20	0	0	0	0.00%	20		0		2	N	M,SC	5	
68554	CHENNAI ROSES	04/15/2003	Active	25	12	5	7	38.89%	18	13	3				M,VP,SC	7	\$586.50
Exc Award (06/30/2022)																	
148299	Chennai Royal Koyambedu	09/24/2021	Active	22	1	0	1	4.76%	21		3		4		S,T,M,VP,SC	0	
121050	Chennai Share	12/30/2013	Active(2)	5	11	9	2	66.67%	3	5	2				S,T,M,VP,SC	1	
103357	CHENNAI SIKSHA	08/14/2008	Active	20	0	0	0	0.00%	22		10		2	N	S,T	6	90+ Days



Club Health Assessment for District 324 L through April 2025

			Status	Membership							Reports					Finance		LCIF
Club Number	Club Name	Charter Date		Current Member Count	YTD Members Added	YTD Members Dropped	YTD Net Growth	YTD Net Growth%	Member Count 12 Months Ago	Avg. length of service for dropped members	Months Since Last MMR ***	Yrs. Since Last Officer Report	President Rotation	Vice President Reported ****	Months Since Last Activity Report ***	Account Balance	Donations for current Fiscal Year	
			Number of times on status quo within last two years	If below 15 members appears				If net loss is greater than 20% appears			If no report in 3 months appears in	When more than one year appears in	Number of repeat terms	Notes the officers that do not have an active	If no report at 12 months appears in red			
Exc Award (06/30/2023)																		
135397	Chennai Subiksha	07/17/2018	Active	9	0	7	-7	-43.75%	16	3	4			N	S,M,SC	9		
Exc Award (06/30/2021, 06/30/2022)																		
148743	Chennai Suraksha	12/20/2021	Active(1)	85	8	0	8	10.39%	77		3		4		T,M,VP,SC	1		
142803	Chennai Washermenpet	09/07/2020	Active	29	4	0	4	16.00%	28		3			R	M,VP	2	\$233.95	
Exc Award (06/30/2023)																		
57250	MADRAS BALAJI AVENUE	07/24/1995	Active	18	5	0	5	38.46%	12		2			N	T,VP,SC	7	\$931.05	
38224	MADRAS MAMBALAM	03/11/1980	Active	20	0	0	0	0.00%	20		7				M,VP,SC	8	\$1,919.84	
29825	MADRAS NANDAMBAKKAM	09/26/1974	Active	33	3	0	3	10.00%	30		6			N		0	\$1,490.82	
46672	MADRAS ROYAPURAM	11/03/1986	Active	71	16	8	8	12.70%	64	2	0			R		0	\$1,187.76	
Exc Award (06/30/2022, 06/30/2023)																		
63077	MADRAS TECHNOCITY	04/13/2000	Active(2)	13	1	3	-2	-13.33%	15	7	0		2	N		7		
51004	MADRAS TEMPLE CITY	10/15/1990	Active	9	0	0	0	0.00%	9		13				M,VP,SC	8		

Clubs Cancelled Previous Fiscal Year – Clubs Cancelled within last 12 months may be reinstated

Club Number	Club Name	Charter Date	Current Status*	Cancellation Date
148198	Ambattur Oragadam	09/14/2021	Cancelled(8*)	12/29/2023
99966	CHENNAI GATEWAY	08/23/2007	Cancelled(8*)	12/29/2023
122423	Chennai Gold	06/10/2014	Cancelled(8*)	08/29/2023
138550	Chennai L Mark	06/19/2019	Cancelled(8*)	12/29/2023
145115	Chennai Portico	02/15/2021	Cancelled(8*)	12/29/2023
120203	Chennai Universal	08/22/2013	Cancelled(8*)	09/29/2023
153673	Chennai Vyasai Ambedkar	06/22/2023	Cancelled(8*)	12/29/2023

Current Total Clubs Count	YTD New Clubs Count	YTD Cancelled Clubs Count	YTD Net Club Gain	Current Total Members Count	YTD Add	YTD Drop	YTD Net Growth	YTD Net Growth %	Member Count 12 Months Ago	Average Member Count Per Club	% of Clubs with less than 20 members	% No MMR in 3 Months	% No Officer Report in 12 Months	% of Clubs with balance 90+ days	Number of Clubs in Status Quo	% Status Quo Clubs in Financial Suspension	Number of Cancelled Clubs	Average Cancelled Club Age	Members Lost Due to Cancellation	% of Clubs Cancelled for Non-Financial Reasons
50	12	0	12	1,422	404	87	317	28.69%	1,101	28	24%	40%	0%	6%	0	0%	0	0	0	0%



Club Health Assessment for District 324 L through April 2025

Club Number Club Name		Charter Date	Status	Membership						Reports				Finance	LCIF		
				Current Member Count	YTD Members Added	YTD Members Dropped	YTD Net Growth	YTD Net Growth%	Member Count 12 Months Ago	Avg. length of service for dropped members	Months Since Last MMR ***	Yrs. Since Last Officer Report	President Rotation	Vice President Reported ****	Months Since Last Activity Report ***	Account Balance	Donations for current Fiscal Year
			Number of times on status quo within last two years	If below 15 members appears				If net loss is greater than 20% appears			If no report in 3 months appears in	When more than one year appears in	Number of repeat terms	Notes the officers that do not have an active	If no report at 12 months appears in red		

* - P - Priority Club. Cancellation Reasons: 1-Objectives/conduct, 2-Non-active club, 5-Non-existing club, 6-Disbanding, 7-Merger, 8-Financial Suspension, 9-District/Multiple District Dues.

** - Abbreviation: P-President, S-Secretary, T-Treasurer, M-Member Chairperson, VP-First Vice President, MC-Communications Chairperson, SC-Service Chairperson

*** - Abbreviation: N/R - Never reported using the Lions Clubs website, N/A - Not applicable, No password registered for the Lions Clubs website.

**** - Abbreviation: N - New, IP - Immediate Past, R - Repeat.



Club Health Assessment for District 324 N through April 2025

			Status	Membership							Reports					Finance	LCIF
Club Number	Club Name	Charter Date		Current Member Count	YTD Members Added	YTD Members Dropped	YTD Net Growth	YTD Net Growth%	Member Count 12 Months Ago	Avg. length of service for dropped members	Months Since Last MMR ***	Yrs. Since Last Officer Report	President Rotation	Vice President Reported ****	Months Since Last Activity Report ***	Account Balance	Donations for current Fiscal Year
			Number of times on status quo within last two years	If below 15 members appears				If net loss is greater than 20% appears			If no report in 3 months appears in	When more than one year appears in	Number of repeat terms	Notes the officers that do not have an active	If no report at 12 months appears in red		
Clubs less than two years old																	
155281	Chennai Delta	09/30/2023	Active(1)	25	2	0	2	8.70%	21		3			T,M,VP,SC	N/A		
174716	Chennai Guindy Labour Colon	07/25/2024	Status Quo(1)	122	124	2	122	100.00%	0	0	3			M,VP,SC	N/A	90+ Days	
178026	Chennai Harmony	09/09/2024	Active	20	20	0	20	100.00%	0		7			M,VP,SC	N/A	90+ Days	
178025	Chennai Jai	08/30/2024	Active	22	22	0	22	100.00%	0		3			M,VP,SC	N/A	90+ Days	
180616	Chennai Joyful	03/26/2025	Newly Chartered	20	20	0	20	100.00%	0		1			M,VP,SC	N/A		
175080	Chennai Kind	07/25/2024	Status Quo(1)	130	130	0	130	100.00%	0		3			T,M,VP,SC	N/A	90+ Days	
156236	Chennai New Chandrayaan	09/30/2023	Cancelled(8*)	0	3	35	-32	-100.00%	21	1	7		None	P,S,T,M,VP SC	18	90+ Days	
155378	Chennai New Gold	09/11/2023	Active(1)	8	0	1	-1	-11.11%	10	1	2		2	VP,SC	2		
155289	Chennai New Green City	09/30/2023	Active(1)	20	20	25	-5	-20.00%	20	6	1		3	T,M,VP,SC	16		
155290	Chennai New Pride	09/30/2023	Active(1)	22	2	1	1	4.76%	21	0	1			T,M,VP,SC	16		\$1,006.29
155280	Chennai New Trust	09/29/2023	Active(1)	12	1	12	-11	-47.83%	22	1	1		N	VP	17		
180619	Chennai Paradise	03/26/2025	Newly Chartered	20	20	0	20	100.00%	0		1			T,M,VP,SC	N/A		
155291	Chennai Podhigai	09/30/2023	Active(1)	22	1	0	1	4.76%	21		1			T,M,VP,SC	16		
155292	Chennai Prince	09/30/2023	Active(1)	21	1	0	1	5.00%	20		3		2	T,M,VP,SC	N/A		
155284	Chennai Serving Star	09/30/2023	Active(1)	20	0	0	0	0.00%	20		8		2	T,M,VP,SC	16		
174671	Chennai Shine	07/25/2024	Active(1)	22	22	0	22	100.00%	0		3			T,M,VP,SC	N/A	90+ Days	
156869	Chennai Sigaram	03/11/2024	Active	20	0	0	0	0.00%	20		0		2	T,M,VP,SC	N/R		
155282	Chennai Sun City	09/28/2023	Active(1)	24	0	0	0	0.00%	20		1			M,VP,SC	N/A		
Clubs more than two years old																	
105320	CHENNAI ASPIRE	04/21/2009	Active(2)	21	0	29	-29	-58.00%	50	5	6		3	M,VP,SC	16		
109771	CHENNAI ADAM METRO	12/21/2010	Active(2)	22	0	0	0	0.00%	22		2		2	M,VP,SC	24+		
109263	CHENNAI AMBEDKAR NAGAR	09/28/2010	Active(2)	38	0	2	-2	-5.00%	40	6	6		2	M,VP,SC	16		
109338	CHENNAI ANNA NAGAR VASANTHAM	09/27/2010	Active(1)	40	0	11	-11	-21.57%	51	5	2		2	M,VP,SC	16		



Club Health Assessment for District 324 N through April 2025

			Status	Membership							Reports					Finance		LCIF
Club Number	Club Name	Charter Date		Current Member Count	YTD Members Added	YTD Members Dropped	YTD Net Growth	YTD Net Growth%	Member Count 12 Months Ago	Avg. length of service for dropped members	Months Since Last MMR ***	Yrs. Since Last Officer Report	President Rotation	Vice President Reported ****	Months Since Last Activity Report ***	Account Balance	Donations for current Fiscal Year	
			Number of times on status quo within last two years	If below 15 members appears				If net loss is greater than 20% appears			If no report in 3 months appears in	When more than one year appears in	Number of repeat terms	Notes the officers that do not have appears in an active	If no report at 12 months red			
115247	CHENNAI BHARATHIAR	10/04/2011	Active	56	0	0	0	0.00%	56		0		3	M,VP,SC	16	90+ Days	\$1,006.29	
145489	Chennai Care	03/05/2021	Cancelled(8*)	0	0	3	-3	-100.00%	3	3	13		None	P,S,T,M,VP SC	24			
120373	Chennai Egai	09/20/2013	Active(1)	51	0	0	0	0.00%	48		9			T,M,VP,SC	16			
148679	Chennai Elegant	12/24/2021	Active(3)	10	0	1	-1	-9.09%	11	1	1			M,VP,SC	N/A			
145541	Chennai Elite	03/24/2021	Cancelled(8*)	0	0	4	-4	-100.00%	4	3	11		None	P,S,T,M,VP SC	24			
116372	CHENNAI GATEWAY NORTH	04/16/2012	Active(3)	26	16	0	16	160.00%	8		0			T,VP,SC	16			
121464	Chennai Jai Hind	02/28/2014	Active(1)	47	5	0	5	11.90%	42		1		N	M,VP,SC	16			
145666	Chennai Jupiter	03/25/2021	Active(2)	3	0	0	0	0.00%	3		11		2	M,VP,SC	N/A			
109884	CHENNAI KINGS	02/08/2011	Active(2)	40	0	5	-5	-11.11%	44	8	6			T,M,VP,SC	14			
148682	Chennai Legends	12/24/2021	Active(1)	27	3	0	3	12.50%	24		1			M,VP,SC	N/A			
109641	CHENNAI MEENAM	11/19/2010	Active	9	0	0	0	0.00%	8		8		N	M,SC	8			
112105	CHENNAI MULLAI PERIYAR	08/25/2011	Active(1)	6	0	0	0	0.00%	6		14		None	P,S,T,M,VP SC	24+			
118396	CHENNAI MUTHAMIZH	12/06/2012	Active(3)	41	2	17	-15	-26.79%	53	5	3		2	T,M,VP,SC	9			
109437	CHENNAI NEW ASHOK NAGAR	09/30/2010	Active	64	0	0	0	0.00%	64		5		3	M,VP,SC	16			
109429	CHENNAI NEW ROYAL ASHOK NAGAR	12/06/2010	Active(2)	35	0	0	0	0.00%	35		0			M,VP,SC	16			
116147	CHENNAI PARI NAGAR	04/16/2012	Active(3)	25	0	0	0	0.00%	25		13		2	M,VP,SC	16			
116120	CHENNAI PUSPAK	04/16/2012	Active(3)	41	2	11	-9	-18.00%	50	8	3		2	T,M,VP,SC	16			
109304	CHENNAI QUEENS	09/30/2010	Active	50	1	0	1	2.04%	49		6			T,M,VP,SC	16			
116119	CHENNAI RAILMEN	04/16/2012	Active(2)	45	0	21	-21	-31.82%	66	6	6		4	M,VP,SC	16			
117966	CHENNAI ROSILY	10/08/2012	Active(2)	11	1	7	-6	-35.29%	14	1	0		N	VP	24+			
121034	Chennai Serve	12/30/2013	Active(1)	40	0	17	-17	-29.82%	57	8	6		2	T,M,VP,SC	16			
144973	Chennai Seva	01/27/2021	Active	19	0	0	0	0.00%	19		0		N	VP,SC	9			
121453	Chennai Silver	02/26/2014	Active	59	0	0	0	0.00%	59		6			M,VP,SC	16			
121033	Chennai Smile	12/27/2013	Active(2)	40	0	9	-9	-18.37%	49	5	6			M,VP,SC	16			



Club Health Assessment for District 324 N through April 2025

			Membership								Reports					Finance		LCIF		
Club Number	Club Name	Charter Date		Current Member Count	YTD Members Added	YTD Members Dropped	YTD Net Growth	YTD Net Growth%	Member Count 12 Months Ago	Avg. length of service for dropped members	Months Since Last MMR ***	Yrs. Since Last Officer Report	President Rotation	Vice President Reported ****	Months Since Last Activity Report ***	Account Balance	Donations for current Fiscal Year			
			Number of times on status quo within last two years	If below 15 members appears				If net loss is greater than 20% appears			If no report appears in 3 months	When more than one year appears in	Number of repeat terms	Notes the officers that do not have an active	If no report at 12 months appears in red					
109045	CHENNAI TOWN	08/20/2010	Active	40	1	0	1	2.56%	39		0			T,M,VP,SC	16		\$1,006.29			
109264	CHENNAI UDHAYAM	09/28/2010	Active(2)	30	0	9	-9	-23.08%	36	6	0			M,VP,SC	16					
	Exc Award (06/30/2016)																			
117699	CHENNAI WINNERS	08/23/2012	Active(3)	36	0	0	0	0.00%	34		2			M,VP,SC	16					
26420	GUINDY	01/08/1964	Active	12	3	24	-21	-63.64%	27	5	0			T,VP	9		\$7,044.03			
62740	MADRAS ANNAI	01/26/2000	Active(2)	19	21	43	-22	-53.66%	41	11	0		2	M,VP,SC	16					
Current Total Clubs Count	YTD New Clubs Count	YTD Cancelled Clubs Count	YTD Net Club Gain	Current Total Members Count	YTD Add	YTD Drop	YTD Net Growth	YTD Net Growth %	Member Count 12 Months Ago	Average Member Count Per Club	% of Clubs with less than 20 members	% No MMR in 3 Months	% No Officer Report in 12 Months	% of Clubs with balance 90+ days	Number of Clubs in Status Quo	% Status Quo Clubs in Financial Suspension	Number of Cancelled Clubs	Average Cancelled Club Age	Members Lost Due to Cancellation	% of Clubs Cancelled for Non-Financial Reasons
48	7	3	4	1,553	443	289	154	11.01%	1,353	32	21%	50%	0%	10%	2	100%	3	3	42	0%

* - P - Priority Club. Cancellation Reasons: 1-Objectives/conduct, 2-Non-active club, 5-Non-existing club, 6-Disbanding, 7-Merger, 8-Financial Suspension, 9-District/Multiple District Dues.

** - Abbreviation: P-President, S-Secretary, T-Treasurer, M-Member Chairperson, VP-First Vice President, MC-Communications Chairperson, SC-Service Chairperson

*** - Abbreviation: N/R - Never reported using the Lions Clubs website, N/A - Not applicable, No password registered for the Lions Clubs website.

**** - Abbreviation: N - New, IP - Immediate Past, R - Repeat.



Club Health Assessment for District 324 M through April 2025

			Status	Membership							Reports					Finance		LCIF
Club Number	Club Name	Charter Date		Current Member Count	YTD Members Added	YTD Members Dropped	YTD Net Growth	YTD Net Growth%	Member Count 12 Months Ago	Avg. length of service for dropped members	Months Since Last MMR ***	Yrs. Since Last Officer Report	President Rotation	Vice President Reported ****	Months Since Last Activity Report ***	Account Balance	Donations for current Fiscal Year	
			Number of times on status quo within last two years	If below 15 members appears					If net loss is greater than 20% appears		If no report in 3 months appears in	When more than one year appears in	Number of repeat terms	Notes the officers that do not have an active	If no report at 12 months appears in red			
Clubs less than two years old																		
181650	Chennai Anbin Udhayam	04/02/2025	Newly Chartered	20	20	0	20	100.00%	0		0			N	M,SC	N/R		
174262	Chennai Aram	07/26/2024	Active	20	26	6	20	100.00%	0	6	0			N	S	3		
155248	Chennai Dawn	07/20/2023	Active	20	1	5	-4	-16.67%	21	1	4			N	M,SC	1		
154430	Chennai Diamonds	05/31/2023	Active	21	3	0	3	16.67%	21		2			N	M,SC	3		
178381	Chennai Eden Stars	09/17/2024	Active	20	20	0	20	100.00%	0		0			N	M,SC	0	\$100.00	
180671	Chennai Global Synergy	02/18/2025	Newly Chartered	21	21	0	21	100.00%	0		0				M,VP,SC	1		
172443	Chennai Golden Pillars	06/25/2024	Active	26	6	0	6	30.00%	0		4		2		M,VP,SC	4		
154374	Chennai Great Mission	05/31/2023	Active(2)	8	3	7	-4	-33.33%	15	2	2				S,M,VP,SC	6		
178320	Chennai Guindy Friends	09/18/2024	Active	20	20	0	20	100.00%	0		7				M,VP,SC	4		
155249	Chennai Helping Hands	07/20/2023	Active(1)	19	3	11	-8	-29.63%	24	1	0			N		0		
Exc Award (06/30/2024)																		
172418	Chennai Helping Stars	06/26/2024	Active	21	1	0	1	5.00%	0		6		2	N	SC	1	\$1,000.00	
174212	Chennai Marina Octagon	08/22/2024	Active	27	27	0	27	100.00%	0		0				M,VP,SC	0		
172088	Chennai Metro Town	06/27/2024	Active	21	3	2	1	5.00%	0	0	1		2		M,VP,SC	3	\$503.14	
179773	Chennai Power Stars	12/09/2024	Active	20	20	0	20	100.00%	0		4				M,VP,SC	N/R		
174203	Chennai Rising Sun	07/26/2024	Active	21	21	0	21	100.00%	0		9			N	M,SC	0		
174381	Chennai Royal Kings	07/28/2024	Active	28	35	7	28	100.00%	0	0	0			N	SC	2		
154020	Chennai Seven Seas VIP	05/05/2023	Active(1)	26	18	10	8	44.44%	20	2	0				VP	7		
154867	Chennai Starline	06/21/2023	Cancelled(8*)	0	0	20	-20	-100.00%	20	2	3		None		P,S,T,M,VP SC	N/R	90+ Days	
154319	Chennai Tamil Sangam	05/12/2023	Active(1)	27	0	0	0	0.00%	29		2			N	M,SC	8		
Exc Award (06/30/2024)																		
Clubs more than two years old																		
134819	Aberdeen Andaman	05/30/2018	Active(1)	21	21	0	21	100.00%	0		1		3	R	M,SC	24+		
26407	ANNA NAGAR	04/19/1970	Active	89	1	3	-2	-2.20%	89	25	0			N		3	\$8,495.89	



Club Health Assessment for District 324 M through April 2025

			Status	Membership							Reports					Finance		LCIF
Club Number	Club Name	Charter Date		Current Member Count	YTD Members Added	YTD Members Dropped	YTD Net Growth	YTD Net Growth%	Member Count 12 Months Ago	Avg. length of service for dropped members	Months Since Last MMR ***	Yrs. Since Last Officer Report	President Rotation	Vice President Reported ****	Months Since Last Activity Report ***	Account Balance	Donations for current Fiscal Year	
			Number of times on status quo within last two years	If below 15 members appears					If net loss is greater than 20% appears			If no report in 3 months appears in	When more than one year appears in	Number of repeat terms	Notes the officers that do not have an active	If no report at 12 months appears in red		
Exc Award (06/30/2022, 06/30/2023, 06/30/2024)			Active	54	5	3	2	3.85%	57	1	1			N	VP	0		\$215.63
26430 CENTRAL MADRAS 07/07/1971																		
Exc Award (06/30/2024)			Active	33	3	1	2	6.45%	31	2	0			N		1		
105757 CHENNAI GREEN AVENUE 06/10/2009																		
Exc Award (06/30/2023)			Active(1)	22	6	0	6	37.50%	16		0			VP,SC	8			
109991 CHENNAI AAA GOPALAPURAM 01/03/2011																		
76034 CHENNAI AADHAVAN 06/30/2003			Cancelled(8*)	0	4	20	-16	-100.00%	17	8	6		None	P,S,T,M,VP SC	17	90+ Days	\$11.98	
Exc Award (06/30/2024)			Active	24	6	0	6	33.33%	18		3			N	M	6		
135725 Chennai Aayush 07/26/2018																		
97618 CHENNAI ANBALAYA 08/10/2006			Active	19	1	5	-4	-17.39%	22	7	3			N		4	\$119.80	
Exc Award (06/30/2024)			Active	15	3	1	2	15.38%	13	22	4			M,VP,SC	3			
134928 Chennai Anchor City 06/07/2018																		
139250 Chennai Aram Seiyya Virumbu 07/22/2019			Active	21	0	3	-3	-12.50%	24	4	4			N		8	\$59.90	
Exc Award (06/30/2023, 06/30/2024)			Active	47	2	1	1	2.17%	46	3	0			N		0		\$646.90
126952 Chennai Arcot Road 03/11/2016																		
Exc Award (06/30/2017, 06/30/2018, 06/30/2020)			Active	21	0	3	-3	-12.50%	25	4	0			N		0		
97638 CHENNAI ARKAY NAGAR 08/22/2006																		
89139 CHENNAI ASHOK PILLAR 08/24/2005			Cancelled(8*)	0	0	15	-15	-100.00%	15	6	2	1	None	P,S,T,M,VP SC	20	90+ Days		
66781 CHENNAI AVISHKAR 10/21/2002			Active(1)	6	11	16	-5	-45.45%	11	7	0		None	P,M,VP,SC	11			
106501 CHENNAI BEACH CITY 08/31/2009			Active	22	0	6	-6	-21.43%	23	0	0			N	M,SC	6		
Exc Award (06/30/2018, 06/30/2022)			Active	22	0	3	-3	-12.00%	25	6	0			R	VP	0		
148121 Chennai Begonia 08/30/2021																		
Exc Award (06/30/2023)			Active	19	0	5	-5	-20.83%	19	3	4			N	M,SC	6		\$17.97
122981 Chennai Bright Vision 08/21/2014																		
Exc Award (06/30/2024)			Active	27	2	4	-2	-6.90%	33	1	4		2	N		9		
108210 CHENNAI CELEBRITIES 06/24/2010																		
125460 Chennai Centennial 07/23/2015			Active	46	13	1	12	35.29%	42	9	0			VP	0			
Exc Award (06/30/2021)																		



Club Health Assessment for District 324 M through April 2025

			Status	Membership							Reports					Finance		LCIF
Club Number	Club Name	Charter Date		Current Member Count	YTD Members Added	YTD Members Dropped	YTD Net Growth	YTD Net Growth%	Member Count 12 Months Ago	Avg. length of service for dropped members	Months Since Last MMR ***	Yrs. Since Last Officer Report	President Rotation	Vice President Reported ****	Months Since Last Activity Report ***	Account Balance	Donations for current Fiscal Year	
			Number of times on status quo within last two years	If below 15 members appears				If net loss is greater than 20% appears			If no report in 3 months appears in	When more than one year appears in	Number of repeat terms	Notes the officers that do not have an active	If no report at 12 months appears in red			
126410	Chennai Centennial Friends	01/18/2016	Active	31	7	6	1	3.33%	37	6	0			N S,T	3		\$2,059.90	
Exc Award (06/30/2021)																		
126441	Chennai Centennial Harmony	01/28/2016	Active(1)	20	0	7	-7	-25.93%	27	5	1			R S,T,VP	2			
Exc Award (06/30/2022, 06/30/2023)																		
107249	CHENNAI CENTRAL CITY	01/12/2010	Active	22	0	0	0	0.00%	25		10			N T,M,SC	3		\$143.76	
Exc Award (06/30/2022)																		
146414	Chennai Chola Stars	06/10/2021	Active(2)	9	2	3	-1	-10.00%	13	3	3		2	T,M,VP,SC	19			
Exc Award (06/30/2023)																		
116201	CHENNAI COAST LINE	02/29/2012	Active	22	0	0	0	0.00%	23		9		2	N S,SC	6			
106159	CHENNAI CORAL	07/29/2009	Active(1)	11	1	4	-3	-21.43%	15	3	0			IP T,SC	6			
Exc Award (06/30/2022)																		
125758	Chennai Delight	09/04/2015	Active(2)	17	2	2	0	0.00%	17	5	3		2	R M,VP,SC	3			
143813	Chennai Dynamics	12/07/2020	Active	25	2	0	2	8.70%	25		0		2	R	1		\$119.80	
Exc Award (06/30/2022)																		
106132	CHENNAI EAST COAST	07/24/2009	Active	45	8	0	8	21.62%	40		0			R SC	1			
Exc Award (06/30/2021, 06/30/2023)																		
102432	CHENNAI EDEN	06/13/2008	Active(1)	35	10	1	9	34.62%	0	15	3		3	N T	16			
Exc Award (06/30/2022, 06/30/2024)																		
125252	Chennai Eden City	06/26/2015	Active	27	14	4	10	58.82%	17	5	0			N T	7			
125628	Chennai Elite Stars	08/14/2015	Active(1)	11	0	0	0	0.00%	11		12			R	20			
111451	CHENNAI EVERGREEN	06/21/2011	Active	29	3	3	0	0.00%	29	1	3			T,VP	0			
Exc Award (06/30/2022)																		
135751	Chennai Frontline	07/26/2018	Active(1)	26	9	3	6	30.00%	20	5	3			N	6			
147919	Chennai Fusion	08/26/2021	Active	30	4	5	-1	-3.23%	31	3	2			N	4			
Exc Award (06/30/2023)																		
107589	CHENNAI GALAXY	03/18/2010	Cancelled(8*)	0	0	21	-21	-100.00%	21	7	4		None	P,S,T,M,VP SC	24+	90+ Days		
63878	CHENNAI GKD MILLENNIUM	12/30/2000	Active	30	8	9	-1	-3.23%	32	1	1			N M,SC	5		\$1,197.96	
Exc Award (06/30/2022, 06/30/2024)																		



Club Health Assessment for District 324 M through April 2025

			Status	Membership							Reports					Finance	LCIF
Club Number	Club Name	Charter Date		Current Member Count	YTD Members Added	YTD Members Dropped	YTD Net Growth	YTD Net Growth%	Member Count 12 Months Ago	Avg. length of service for dropped members	Months Since Last MMR ***	Yrs. Since Last Officer Report	President Rotation	Vice President Reported ****	Months Since Last Activity Report ***	Account Balance	Donations for current Fiscal Year
			Number of times on status quo within last two years	If below 15 members appears				If net loss is greater than 20% appears			If no report in 3 months appears in	When more than one year appears in	Number of repeat terms	Notes the officers that do not have an active	If no report at 12 months appears in red		
106298	CHENNAI GLOBAL METRO WEST	08/18/2009	Active	33	4	3	1	3.13%	32	6	3			M,VP,SC	4		\$2,204.24
106287	CHENNAI GOLDEN BHARATH	08/18/2009	Active	20	0	0	0	0.00%	21		10			N	P,VP,SC	18	
	Exc Award (06/30/2022)																
112050	CHENNAI GOLDEN BROTHERS	08/12/2011	Active	32	0	2	-2	-5.88%	46	9	1			N	VP	1	\$503.14
	Exc Award (06/30/2022)																
63883	CHENNAI GOLDEN CENTURY	01/02/2001	Active	41	12	17	-5	-10.87%	46	7	2			N	T,SC	4	\$598.98
	Exc Award (06/30/2022, 06/30/2023)																
109148	CHENNAI GOLDEN CHARIOT	09/01/2010	Active	33	0	11	-11	-25.00%	42	5	0			N	P	3	
	Exc Award (06/30/2021, 06/30/2022, 06/30/2023)																
98244	CHENNAI GOLDEN CULTURAL CAPITAL	01/05/2007	Active	23	0	0	0	0.00%	24		3			N		1	
	Exc Award (06/30/2022, 06/30/2024)																
98297	CHENNAI GOLDEN FORT	01/16/2007	Active	53	6	2	4	8.16%	52	4	1			N	T,SC	1	
	Exc Award (06/30/2022)																
99970	CHENNAI GOLDEN FRIENDS	07/26/2007	Active	90	3	0	3	3.45%	90		0			N	T,M	5	
	Exc Award (06/30/2021, 06/30/2022, 06/30/2023)																
106755	CHENNAI GOLDEN GLOBE	11/09/2009	Active	34	2	5	-3	-8.11%	37	7	0			R	P	5	\$1,018.27
	Exc Award (06/30/2022)																
142068	Chennai Golden Hands	07/07/2020	Active	29	2	0	2	7.41%	31		0			N		0	
	Exc Award (06/30/2021, 06/30/2022, 06/30/2023)																
109230	CHENNAI GOLDEN HEARTS	09/14/2010	Active	52	4	0	4	8.33%	50		0			N	S,M,SC	3	
	Exc Award (06/30/2022)																
100060	CHENNAI GOLDEN PARADISE	08/21/2007	Active	17	0	1	-1	-5.56%	27	4	5		4	N	S,T,M,SC	2	
66705	CHENNAI GOLDEN PARK	10/21/2002	Active	30	0	0	0	0.00%	30		4			R		0	\$1,119.80
	Exc Award (06/30/2022)																
67111	CHENNAI GOLDEN RAYS	01/14/2003	Cancelled(8*)	0	0	9	-9	-100.00%	9	13	12	1	None		P,S,T,M,VP SC	24+	90+ Days
101118	CHENNAI GOLDEN ROSES	01/29/2008	Active	21	0	4	-4	-16.00%	25	4	9			N	M,SC	2	
	Exc Award (06/30/2019, 06/30/2021)																




Club Health Assessment for District 324 M through April 2025

			Status	Membership							Reports					Finance		LCIF
Club Number	Club Name	Charter Date		Current Member Count	YTD Members Added	YTD Members Dropped	YTD Net Growth	YTD Net Growth%	Member Count 12 Months Ago	Avg. length of service for dropped members	Months Since Last MMR ***	Yrs. Since Last Officer Report	President Rotation	Vice President Reported ****	Months Since Last Activity Report ***	Account Balance	Donations for current Fiscal Year	
			Number of times on status quo within last two years	If below 15 members appears				If net loss is greater than 20% appears			If no report in 3 months appears in	When more than one year appears in	Number of repeat terms	Notes the officers that do not have an active	If no report at 12 months appears in red			
108568	CHENNAI GOLDEN STARS	06/24/2010	Active	19	15	16	-1	-5.00%	28	9	4			N	8			
106288	CHENNAI GOLDEN SUN	08/18/2009	Active	33	5	1	4	13.79%	31	3	7			N	5			
	Exc Award (06/30/2022)																	
116944	CHENNAI GOLDEN TOWERS	05/23/2012	Active	21	0	0	0	0.00%	18		0			N	VP	0		
	Exc Award (06/30/2022, 06/30/2023)																	
111699	CHENNAI GREEN CITY	07/28/2011	Active	18	2	5	-3	-14.29%	21	5	0			N	P	0		
	Exc Award (06/30/2022, 06/30/2023, 06/30/2024)																	
143654	Chennai Green Fields	11/19/2020	Active(2)	9	0	0	0	0.00%	9		15		None		P,S,T,M,VP SC	7		
130784	Chennai Green Park	06/12/2017	Active	19	6	0	6	46.15%	13		7			R	P,T,M,VP	8		
150859	Chennai Infinity	05/24/2022	Active	32	0	2	-2	-5.88%	34	2	4				S,VP,SC	2	\$1,167.71	
	Exc Award (06/30/2023)																	
132271	Chennai Jasmine	08/01/2017	Active	12	0	1	-1	-7.69%	16	7	7			N		7		
	Exc Award (06/30/2019, 06/30/2021, 06/30/2022)																	
153704	Chennai Kalam	02/27/2023	Active	15	1	0	1	7.14%	15		0			R	M	4	\$59.90	
	Exc Award (06/30/2023)																	
125529	Chennai Kongunadu	07/29/2015	Active	58	1	0	1	1.75%	57		8			N	M,VP,SC	2	\$503.14	
	Exc Award (06/30/2022, 06/30/2023, 06/30/2024)																	
136076	Chennai Konnur Friends	08/08/2018	Active(1)	4	1	0	1	33.33%	3		9				M,VP,SC	21		
129472	Chennai KVG	12/15/2016	Active	21	0	0	0	0.00%	38		1		None	N	P,S,T,M,SC	1		
	Exc Award (06/30/2018, 06/30/2022, 06/30/2024)																	
117421	CHENNAI M P MANIVANNAN	07/13/2012	Active	25	2	0	2	8.70%	23		1			N		7		
	Exc Award (06/30/2022)																	
147512	Chennai Maanagaram	07/08/2021	Active(1)	40	20	1	19	90.48%	21	3	0				M,VP,SC	1		
135617	Chennai Marina Friends	07/26/2018	Active	10	0	1	-1	-9.09%	11	7	0			N		8		
	Exc Award (06/30/2019, 06/30/2022)																	
124537	Chennai Marina Garden	04/03/2015	Active	21	1	0	1	5.00%	15		8			N	VP	24+		
109039	CHENNAI MARINA LIGHT HOUSE	08/06/2010	Active	36	5	5	0	0.00%	41	1	1			N	M,SC	0	\$59.90	
	Exc Award (06/30/2022, 06/30/2023, 06/30/2024)																	



Club Health Assessment for District 324 M through April 2025

			Status	Membership							Reports					Finance	LCIF
Club Number	Club Name	Charter Date		Current Member Count	YTD Members Added	YTD Members Dropped	YTD Net Growth	YTD Net Growth%	Member Count 12 Months Ago	Avg. length of service for dropped members	Months Since Last MMR ***	Yrs. Since Last Officer Report	President Rotation	Vice President Reported ****	Months Since Last Activity Report ***	Account Balance	Donations for current Fiscal Year
			Number of times on status quo within last two years	If below 15 members appears				If net loss is greater than 20% appears			If no report in 3 months appears in	When more than one year appears in	Number of repeat terms	Notes the officers that do not have an active	If no report at 12 months red		
66562	CHENNAI MEENAKSHI	08/14/2002	Active	58	0	0	0	0.00%	75		9			M,VP,SC	24+		
117424	CHENNAI METRO FRIENDS	07/18/2012	Active	36	2	1	1	2.86%	37	3	3			N	4		
129843	Chennai Metro Kingdom	01/19/2017	Active	13	0	0	0	0.00%	15		10			N	P,T,M,VP,SC	0	
122411	Chennai Metro Shining Stars	06/18/2014	Active	9	1	1	0	0.00%	13	2	3		2	N	6		\$59.90
	Exc Award (06/30/2023)																
131348	Chennai Metropolis	06/20/2017	Active(1)	14	0	0	0	0.00%	26		5			M,VP,SC	6		
	Exc Award (06/30/2018, 06/30/2021, 06/30/2022)																
97432	CHENNAI MID TOWN	06/29/2006	Active	9	0	0	0	0.00%	9		6			N	M,VP,SC	5	\$167.72
	Exc Award (06/30/2023)																
134784	Chennai Millennium Friends	05/18/2018	Active	42	3	1	2	5.00%	48	1	2			R	T,M	3	\$119.80
	Exc Award (06/30/2022, 06/30/2023)																
146619	Chennai Miracle	06/11/2021	Cancelled(8*)	0	0	29	-29	-100.00%	29	3	2		None	P,S,T,M,VP SC	7	90+ Days	
	Exc Award (06/30/2022)																
120193	Chennai Motherland	08/21/2013	Active	21	0	0	0	0.00%	21		10			N	3		
144902	Chennai Motherland Friends	01/18/2021	Active	30	0	2	-2	-6.25%	33	0	5			N	7		
	Exc Award (06/30/2022)																
132742	Chennai Mylai Kabali	09/26/2017	Active	5	0	0	0	0.00%	11		0		2	N	M,SC	24+	
134822	Chennai Mylai Pearls	06/01/2018	Active	31	5	13	-8	-20.51%	54	2	3			N	SC	8	
	Exc Award (06/30/2022, 06/30/2023)																
108697	CHENNAI NATURALS	10/06/2010	Active	20	2	1	1	5.26%	25	13	2			R	VP	6	
	Exc Award (06/30/2022)																
115299	CHENNAI NESAM CITY	10/14/2011	Active	6	0	0	0	0.00%	7		0		None	N	P,VP,SC	24+	
108597	CHENNAI NEW PRESIDENCY	06/24/2010	Active	30	1	4	-3	-9.09%	33	12	1			M,VP,SC	15		\$1,068.27
150977	Chennai New University	06/23/2022	Active(2)	22	1	0	1	4.76%	21		9			N	S,T	23	\$2,000.00
151373	Chennai Noble Knights	06/27/2022	Active	14	1	3	-2	-12.50%	26	2	4		2	P,VP	8		\$230.01
	Exc Award (06/30/2023)																
112172	CHENNAI ORCHID	09/06/2011	Cancelled(8*)	0	0	25	-25	-100.00%	40	7	4		None	P,S,T,M,VP SC	18	90+ Days	



Club Health Assessment for District 324 M through April 2025

			Status	Membership							Reports					Finance		LCIF
Club Number	Club Name	Charter Date		Current Member Count	YTD Members Added	YTD Members Dropped	YTD Net Growth	YTD Net Growth%	Member Count 12 Months Ago	Avg. length of service for dropped members	Months Since Last MMR ***	Yrs. Since Last Officer Report	President Rotation	Vice President Reported ****	Months Since Last Activity Report ***	Account Balance	Donations for current Fiscal Year	
			Number of times on status quo within last two years	If below 15 members appears					If net loss is greater than 20% appears			If no report in 3 months appears in	When more than one year appears in	Number of repeat terms	Notes the officers that do not have an active	If no report at 12 months appears in red		
131015	CHENNAI PALLAVARAM	06/06/2017	Active	12	0	0	0	0.00%	7		6			N		6		
68537	CHENNAI PANAGAL PARK	04/15/2003	Active	13	1	3	-2	-13.33%	14	5	5			N	T,M,SC	6		
120089	Chennai Pattinam	08/01/2013	Active	55	6	2	4	7.84%	54	3	0			N		0		
Exc Award (06/30/2021, 06/30/2022)																		
97353	CHENNAI PERIAMET	06/20/2006	Active	16	0	0	0	0.00%	12		10		2	N		6		
123805	Chennai Phoenix	12/17/2014	Active	37	0	0	0	0.00%	36		1			R		3		\$339.42
Exc Award (06/30/2023, 06/30/2024)																		
142088	Chennai Power House	07/07/2020	Active	20	2	4	-2	-9.09%	22	5	0			N	T,M,SC	3		\$299.49
Exc Award (06/30/2023)																		
150449	Chennai Rainbow	04/11/2022	Active	11	0	4	-4	-26.67%	19	2	4			N	M	5		
141534	Chennai Reinforce	05/29/2020	Active(2)	18	2	3	-1	-5.26%	19	4	7				P,M,VP,SC	6		
106189	CHENNAI ROYAL ASHOK NAGAR	08/04/2009	Active	21	0	2	-2	-8.70%	27	1	6			N	T,M,SC	3		
125253	Chennai Royal Challengers	06/22/2015	Active(1)	25	9	3	6	31.58%	19	5	3			N	P,M,SC	9		
Exc Award (06/30/2022)																		
112055	CHENNAI ROYAL ELITE	08/16/2011	Active	17	0	2	-2	-10.53%	19	16	4		2	R	P,SC	0		\$239.59
Exc Award (06/30/2021)																		
64637	CHENNAI ROYAL EXCELLENCE	08/16/2001	Active(1)	68	0	16	-16	-19.05%	87	6	9		3	N	S,M,VP,SC	24+		
Exc Award (06/30/2023)																		
117425	CHENNAI SANGAMAM	07/18/2012	Active	53	2	2	0	0.00%	49	5	0				VP	0		\$563.04
Exc Award (06/30/2021, 06/30/2023, 06/30/2024)																		
150846	Chennai Scholars	06/23/2022	Active(1)	22	0	0	0	0.00%	22		10			R	S,T,M,SC	17		
Exc Award (06/30/2023)																		
130517	Chennai Sengathir	03/27/2017	Active(1)	9	0	0	0	0.00%	9		40	3	None		P,S,T,M,VP SC	24+		
65190	CHENNAI SILVER PEARLS	04/15/2002	Active	30	1	6	-5	-14.29%	33	17	0			N		0		\$179.70
Exc Award (06/30/2022, 06/30/2023, 06/30/2024)																		
63905	CHENNAI SKYLINE	01/08/2001	Active	93	0	0	0	0.00%	93		0				VP,SC	3		\$5,999.98
Exc Award (06/30/2022, 06/30/2023, 06/30/2024)																		



Club Health Assessment for District 324 M through April 2025

			Status	Membership							Reports					Finance		LCIF
Club Number	Club Name	Charter Date		Current Member Count	YTD Members Added	YTD Members Dropped	YTD Net Growth	YTD Net Growth%	Member Count 12 Months Ago	Avg. length of service for dropped members	Months Since Last MMR ***	Yrs. Since Last Officer Report	President Rotation	Vice President Reported ****	Months Since Last Activity Report ***	Account Balance	Donations for current Fiscal Year	
			Number of times on status quo within last two years	If below 15 members appears				If net loss is greater than 20% appears			If no report in 3 months appears in	When more than one year appears in	Number of repeat terms	Notes the officers that do not have an active	If no report at 12 months red			
131684	Chennai Smart City	07/03/2017	Cancelled(8*)	0	0	20	-20	-100.00%	20	5	3		None	P,S,T,M,VP SC	7	90+ Days		
138831	Chennai South Stars	07/18/2019	Active	23	6	3	3	15.00%	21	4	0			N	0		\$134.18	
Exc Award (06/30/2021, 06/30/2022)																		
131685	Chennai Sukras	07/03/2017	Active	16	0	0	0	0.00%	16		11			N	24+			
119643	Chennai Sunrisers	06/14/2013	Active	36	1	5	-4	-10.00%	35	8	2			N	7		\$503.14	
128238	Chennai Sunshine	07/21/2016	Active	28	2	2	0	0.00%	27	2	0			N	VP,SC	8	\$149.75	
106399	CHENNAI SUPER KINGS	08/26/2009	Active	31	2	0	2	6.90%	30		9			N	SC	1	\$35.94	
Exc Award (06/30/2022, 06/30/2023)																		
115176	CHENNAI SUPREME	09/29/2011	Active	19	2	0	2	11.76%	18		0		4	N	M,SC	5		
Exc Award (06/30/2022)																		
135791	Chennai Supreme Stars	07/29/2018	Active(1)	30	4	2	2	7.14%	28	4	5			N	S,VP,SC	24+		
143881	Chennai Symphony	12/29/2020	Active(1)	22	25	29	-4	-15.38%	26	4	0		None		P,T,M,VP,SC	6	\$503.14	
Exc Award (06/30/2023)																		
119645	Chennai Thayagam	06/14/2013	Active	12	0	0	0	0.00%	18		10				M,VP,SC	0		
139409	Chennai Thirumangalam	08/08/2019	Active(1)	16	1	0	1	6.67%	15		0			N		3		
109052	CHENNAI TULIPS	08/11/2010	Active(1)	16	4	3	1	6.67%	18	10	7		2	N	VP	7		
146152	Chennai Unicorns	05/21/2021	Active	27	1	4	-3	-10.00%	29	5	3				T,M,VP,SC	6	\$1,000.00	
Exc Award (06/30/2022)																		
64675	CHENNAI VIDYODAYA	09/11/2001	Active	29	2	0	2	7.41%	28		3			N		4		
Exc Award (06/30/2018, 06/30/2022)																		
144631	Chennai VIP	12/29/2020	Cancelled(7*)	0	0	16	-16	-100.00%	27	5	5		None		P,S,T,M,VP SC	6		
120134	Chennai White City	08/12/2013	Active	22	1	2	-1	-4.35%	22	4	0				P,M,VP,SC	5		
117422	CHENNAI WISDOM	07/18/2012	Active(1)	22	4	0	4	22.22%	16		8			N		16		
Exc Award (06/30/2023)																		
35656	MADRAS ABHIRAMAPURAM	05/08/1978	Active	16	0	0	0	0.00%	16		11			R		6		
Exc Award (06/30/2023)																		
51003	MADRAS ALWARPET	10/15/1990	Active	28	2	2	0	0.00%	28	23	4			N	M,SC	6		



Club Health Assessment for District 324 M through April 2025

Club Number	Club Name	Charter Date	Status	Membership							Reports					Finance	LCIF
				Current Member Count	YTD Members Added	YTD Members Dropped	YTD Net Growth	YTD Net Growth%	Member Count 12 Months Ago	Avg. length of service for dropped members	Months Since Last MMR ***	Yrs. Since Last Officer Report	President Rotation	Vice President Reported ****	Months Since Last Activity Report ***	Account Balance	Donations for current Fiscal Year
			Number of times on status quo within last two years	If below 15 members appears				If net loss is greater than 20% appears			If no report in 3 months appears	When more than one year appears in	Number of repeat terms	Notes the officers that do not have an active	If no report at 12 months appears in red		
32476	MADRAS BESANT NAGAR	06/23/1976	Active(1)	21	1	8	-7	-25.00%	28	4	0			N	5		
35875	MADRAS CATHEDRAL	06/28/1978	Active	43	0	0	0	0.00%	45		6			N	2		
	Exc Award (06/30/2021, 06/30/2022)													M,SC			
50812	MADRAS CHEPAUK	06/28/1990	Active(1)	51	0	0	0	0.00%	52		10			N	7		
	Exc Award (06/30/2023)													SC			
53638	MADRAS COROMANDEL COAST	08/28/1992	Active(1)	29	0	16	-16	-35.56%	58	2	4			VP	23		
	Exc Award (06/30/2022, 06/30/2023)																
26426	MADRAS EAST	03/29/1968	Active	40	6	1	5	14.29%	38	28	2			N	7		
	Exc Award (06/30/2023)													T			
36272	MADRAS EGMORE	11/10/1978	Active	51	2	3	-1	-1.92%	52	10	0			N	0		\$1,000.00
	Exc Award (06/30/2022)													SC			
36417	MADRAS ELLIOTS BEACH	12/18/1978	Active	11	1	1	0	0.00%	12	30	7			N	6		
	Exc Award (06/30/2022)													M,VP			
41253	MADRAS FORT ST GEORGE	04/30/1982	Active	48	6	1	5	11.63%	37	1	0			N	0		\$39.93
	Exc Award (06/30/2019, 06/30/2021, 06/30/2022)																
57168	MADRAS GOLDEN CITY	06/30/1995	Active	76	5	0	5	7.04%	81		0			N	5		\$1,100.15
	Exc Award (06/30/2019)																
60164	MADRAS GOLDEN JUBILEE	12/01/1997	Active	26	0	0	0	0.00%	27		8			S,M,VP,SC	1		
	Exc Award (06/30/2022)																
42124	MADRAS GREATER	12/13/1982	Active	20	0	1	-1	-4.76%	21	5	2			N	3		
	Exc Award (06/30/2023)													VP			
55236	MADRAS GREENWAYS	01/17/1994	Active	24	6	1	5	26.32%	19	0	1			IP	18		
	Exc Award (06/30/2024)													P			
61958	MADRAS HARMONY	05/14/1999	Active	43	5	2	3	7.50%	33	16	0			N	4		
	Exc Award (06/30/2024)													VP			
26425	MADRAS HOST	09/21/1957	Active	26	0	0	0	0.00%	26		13			P,M,VP,SC	15		
58768	MADRAS KRS	10/11/1996	Active(1)	23	2	6	-4	-14.81%	33	5	0			N	6		\$1,000.00
	Exc Award (06/30/2023)													M			



Club Health Assessment for District 324 M through April 2025

			Status	Membership							Reports					Finance	LCIF
Club Number	Club Name	Charter Date		Current Member Count	YTD Members Added	YTD Members Dropped	YTD Net Growth	YTD Net Growth%	Member Count 12 Months Ago	Avg. length of service for dropped members	Months Since Last MMR ***	Yrs. Since Last Officer Report	President Rotation	Vice President Reported ****	Months Since Last Activity Report ***	Account Balance	Donations for current Fiscal Year
			Number of times on status quo within last two years	If below 15 members appears				If net loss is greater than 20% appears			If no report in 3 months appears in	When more than one year appears in	Number of repeat terms	Notes the officers that do not have an active	If no report at 12 months appears in red		
49653	MADRAS LEO CITY	06/27/1989	Cancelled(8*)	0	0	16	-16	-100.00%	16	27	2	1	None	P,S,T,M,VP SC	24+	90+ Days	
49718	MADRAS LUZ Exc Award (06/30/2018, 06/30/2022)	06/27/1989	Active	27	2	3	-1	-3.57%	29	9	0		N		0		\$95.84
34572	MADRAS MARINA BEACH Exc Award (06/30/2023)	10/10/1977	Active	25	0	2	-2	-7.41%	30	1	0		N		0		
39379	MADRAS MELVIN JONES Exc Award (06/30/2023)	01/26/1981	Active	17	0	1	-1	-5.56%	20	14	0		N		0		\$407.31
35260	MADRAS METRO CENTRAL	03/03/1978	Active	40	9	0	9	29.03%	34		3		N	P,M,VP,SC	5		
44133	MADRAS MYLAPORE Exc Award (06/30/2022, 06/30/2023)	06/14/1984	Active	24	4	3	1	4.35%	27	7	3		2	N	0		\$1,000.00
40287	MADRAS NUNGAMBAKKAM Exc Award (06/30/2023)	07/06/1981	Active(1)	21	0	1	-1	-4.55%	22	28	1			M,VP,SC	4		
37499	MADRAS PARK TOWN Exc Award (06/30/2021, 06/30/2022, 06/30/2023)	08/29/1979	Active	65	7	1	6	10.17%	58	21	0		N		6		\$10.00
50813	MADRAS PASUMPON Exc Award (06/30/2022)	06/27/1990	Active	25	3	0	3	13.64%	22		2		R	S,T,M,VP,SC	0		
61012	MADRAS PONMANAM Exc Award (06/30/2022, 06/30/2024)	06/30/1998	Active	82	11	2	9	12.33%	77	4	0		N		0		\$650.90
33119	MADRAS PORUR Exc Award (06/30/2022, 06/30/2023)	12/08/1976	Active	33	2	0	2	6.45%	36		3		N	SC	5		
44134	MADRAS PRESIDENCY Exc Award (06/30/2021, 06/30/2022, 06/30/2023)	06/20/1984	Active	26	0	1	-1	-3.70%	27	28	0			M,VP,SC	4		
40067	MADRAS PURASAWALKAM	06/23/1981	Active	22	1	1	0	0.00%	22	43	0			M,VP,SC	0		
38104	MADRAS RAJA ANNAMALAIPURAM Exc Award (06/30/2023)	02/20/1980	Active	10	0	2	-2	-16.67%	12	3	4			M,VP,SC	15		
49423	MADRAS SAIDAPET Exc Award (06/30/2018, 06/30/2022)	04/13/1989	Active	16	1	1	0	0.00%	19	17	4		R	M,SC	2		
60165	MADRAS SINGARA CHENNAI	12/02/1997	Active	26	0	0	0	0.00%	26		0		R	SC	7		



Club Health Assessment for District 324 M through April 2025

			Status	Membership							Reports					Finance	LCIF
Club Number	Club Name	Charter Date		Current Member Count	YTD Members Added	YTD Members Dropped	YTD Net Growth	YTD Net Growth%	Member Count 12 Months Ago	Avg. length of service for dropped members	Months Since Last MMR ***	Yrs. Since Last Officer Report	President Rotation	Vice President Reported ****	Months Since Last Activity Report ***	Account Balance	Donations for current Fiscal Year
			Number of times on status quo within last two years	If below 15 members appears					If net loss is greater than 20% appears			If no report in 3 months appears in	When more than one year appears in	Number of repeat terms	Notes the officers that do not have an active	If no report at 12 months appears in red	
Exc Award (06/30/2022)																	
58400	MADRAS SOUTH CITY	06/12/1996	Active	19	0	1	-1	-5.00%	23	3	0			N	0		
Exc Award (06/30/2021, 06/30/2022)																	
26429	MADRAS SOUTH MADRAS	08/24/1959	Active	41	1	1	0	0.00%	43	20	0			N	5		
53573	MADRAS STERLING AVENUE	08/03/1992	Active	30	3	6	-3	-9.09%	33	3	1			VP,SC	2		\$3,688.89
Exc Award (06/30/2022, 06/30/2023, 06/30/2024)																	
46454	MADRAS T NAGAR	06/26/1986	Active	50	6	1	5	11.11%	44	4	1			N	0		\$3,000.00
Exc Award (06/30/2021, 06/30/2024)																	
44268	MADRAS TEYNAMPET	09/24/1984	Active	22	2	4	-2	-8.33%	35	10	1			M,VP,SC	1		\$23.96
Exc Award (06/30/2022)																	
54313	MADRAS UNITED CITY	04/05/1993	Active(1)	22	0	0	0	0.00%	25		10			M,VP,SC	15		
Exc Award (06/30/2022)																	
43429	MADRAS VELLACHERY	01/09/1984	Active	155	16	39	-23	-12.92%	177	9	0			N	0		\$1,820.90
Exc Award (06/30/2022, 06/30/2023, 06/30/2024)																	
31613	MADRAS WEST	01/20/1976	Active	29	1	0	1	3.57%	28		8			T,M,VP,SC	7		
26441	PERAMBUR	12/14/1963	Active	38	6	3	3	8.57%	31	20	0			M,VP,SC	2		\$239.59
Exc Award (06/30/2022, 06/30/2024)																	
100497	PORT BLAIR	11/02/2007	Active	58	7	1	6	11.54%	53	2	0			M,VP,SC	0		
Exc Award (06/30/2024)																	
26453	THIRUVANMIYUR	02/03/1970	Active	27	4	0	4	17.39%	23		0			T,VP,SC	6		\$1,000.00
Exc Award (06/30/2021, 06/30/2024)																	

Clubs Cancelled Previous Fiscal Year – Clubs Cancelled within last 12 months may be reinstated

Club Number	Club Name	Charter Date	Current Status*	Cancellation Date
104817	CHENNAI ARYABHATTA CAMPUS	03/17/2009	Cancelled(6*)	09/29/2023
104794	CHENNAI CHARAKA CAMPUS	03/17/2009	Cancelled(6*)	09/29/2023
104793	CHENNAI DARWIN CAMPUS	02/24/2009	Cancelled(6*)	09/29/2023



Club Health Assessment for District 324 M through April 2025

			Status	Membership							Reports					Finance	LCIF
Club Number	Club Name	Charter Date		Current Member Count	YTD Members Added	YTD Members Dropped	YTD Net Growth	YTD Net Growth%	Member Count 12 Months Ago	Avg. length of service for dropped members	Months Since Last MMR ***	Yrs. Since Last Officer Report	President Rotation	Vice President Reported ****	Months Since Last Activity Report ***	Account Balance	Donations for current Fiscal Year
			Number of times on status quo within last two years	If below 15 members appears			If net loss is greater than 20% appears				If no report in 3 months appears in	When more than one year appears in	Number of repeat terms	Notes the officers that do not have an active	If no report at 12 months appears in red		
104821	CHENNAI DHANVANTRI CAMPUS	03/17/2009	Cancelled(8*)	12/29/2023													
104444	CHENNAI IIET	01/19/2009	Cancelled(6*)	09/29/2023													
104820	CHENNAI KEPLER CAMPUS	03/17/2009	Cancelled(6*)	09/29/2023													
104830	CHENNAI PATHANJALI CAMPUS	03/17/2009	Cancelled(8*)	12/29/2023													
104838	CHENNAI RAMANUJAM	03/17/2009	Cancelled(6*)	09/29/2023													
137481	Chennai Alandur	02/18/2019	Cancelled(8*)	12/29/2023													
104518	CHENNAI ALBERT EINSTEIN CAMPUS	01/26/2009	Cancelled(6*)	09/29/2023													
129282	Chennai Centennial Heroes	11/14/2016	Cancelled(6*)	01/29/2024													
139930	Chennai Gopalapuram	09/29/2019	Cancelled(8*)	12/29/2023													
134778	Chennai Great Vision	05/21/2018	Cancelled(8*)	12/29/2023													
104531	CHENNAI HOMI J BHABA CAMPUS	01/26/2009	Cancelled(6*)	09/29/2023													
104443	CHENNAI KSL CAMPUS LIONS CLUB	01/19/2009	Cancelled(6*)	09/29/2023													
104829	CHENNAI MARIE CURIE CAMPUS	03/17/2009	Cancelled(6*)	09/29/2023													
104434	CHENNAI MSW II CAMPUS LIONS CLUB	01/19/2009	Cancelled(6*)	09/29/2023													
147387	Chennai North	07/26/2021	Cancelled(8*)	12/29/2023													
135616	Chennai Pallavas	07/26/2018	Cancelled(8*)	12/29/2023													
131676	Chennai Pole Star	07/03/2017	Cancelled(8*)	12/29/2023													
144987	Chennai Rockers	02/11/2021	Cancelled(8*)	12/29/2023													
131713	Chennai Sivalaya	07/03/2017	Cancelled(6*)	07/29/2023													
102753	CHENNAI SOUTH CENTRAL	06/28/2008	Cancelled(8*)	12/29/2023													
142308	Chennai Step Stone	07/30/2020	Cancelled(8*)	02/29/2024													
140126	Chennai Thendral	01/16/2020	Cancelled(8*)	12/29/2023													
104819	CHENNAI THOMAS ALVA EDISON CAMPUS	03/17/2009	Cancelled(6*)	09/29/2023													



Club Health Assessment for District 324 M through April 2025

Club NumberClub NameCharter Date			Status		Membership								Reports					Finance		LCIF
					Current Member Count	YTD Members Added	YTD Members Dropped	YTD Net Growth	YTD Net Growth%	Member Count 12 Months Ago	Avg. length of service for dropped members	Months Since Last MMR ***	Yrs. Since Last Officer Report	President Rotation	Vice President Reported ****	Months Since Last Activity Report ***	Account Balance	Donations for current Fiscal Year		
			Number of times on status quo within last two years		If below 15 members appears			If net loss is greater than 20% appears			If no report in 3 months appears in		When more than one year appears in	Number of repeat terms	Notes the officers that do not have an active		If no report at 12 months appears in red			
Current Total Clubs Count	YTD New Clubs Count	YTD Cancelled Clubs Count	YTD Net Club Gain	Current Total Members Count	YTD Add	YTD Drop	YTD Net Growth	YTD Net Growth %	Member Count 12 Months Ago	Average Member Count Per Club	% of Clubs with less than 20 members	% No MMR in 3 Months	% No Officer Report in 12 Months	% of Clubs with balance 90+ days	Number of Clubs in Status Quo	% Status Quo Clubs in Financial Suspension	Number of Cancelled Clubs	Average Cancelled Club Age	Members Lost Due to Cancellation	% of Clubs Cancelled for Non-Financial Reasons
173	9	10	-1	4,940	704	657	47	0.96%	5,071	29	25%	46%	1%	0%	0	0%	10	42	191	-110%

* - P - Priority Club. Cancellation Reasons: 1-Objectives/conduct, 2-Non-active club, 5-Non-existing club, 6-Disbanding, 7-Merger, 8-Financial Suspension, 9-District/Multiple District Dues.

** - Abbreviation: P-President, S-Secretary, T-Treasurer, M-Member Chairperson, VP-First Vice President, MC-Communications Chairperson, SC-Service Chairperson

*** - Abbreviation: N/R - Never reported using the Lions Clubs website, N/A - Not applicable, No password registered for the Lions Clubs website.

**** - Abbreviation: N - New, IP - Immediate Past, R - Repeat.